



BREED VALLEY
MUNICIPALITY • MUNISIPALITEIT • UMASIPALA

DRAFT FIFTH GENERATION INTEGRATED DEVELOPMENT PLAN 2022 - 2027



Compiled in terms of the Local Government:
Municipal Systems Act, Act 32 of 2000

A caring valley of excellence



TABLE OF CONTENTS

TABLE OF CONTENTS.....	I
INDEX OF FIGURES	V
INDEX OF TABLES	VIII
LIST OF ABBREVIATIONS	XII
EXECUTIVE MAYOR’S FOREWORD	XIV
MUNICIPAL MANAGER’S FOREWORD	XV
CHAPTER 1: LEGISLATIVE FRAMEWORK	1
1.1 INTRODUCTION.....	1
1.2 THE ROLE AND PURPOSE OF THE IDP	2
1.3 LEGAL FRAMEWORK FOR THE COMPILATION OF THE FIVE-YEAR IDP.....	3
1.4 PROCESS PLAN / TIME SCHEDULE FOR THE 5TH GENERATION IDP ADOPTED BY COUNCIL.....	4
CHAPTER 2: DEMOGRAPHIC AND SOCIO-ECONOMIC PROFILE	2
2.1 A CURSORY GLANCE AT BREEDE VALLEY	2
2.2 DEMOGRAPHIC PROFILE	5
2.3 HUMAN DEVELOPMENT INDEX (HDI)	8
2.4 EDUCATIONAL STATISTICAL INFORMATION	9
2.5 HEALTH.....	16
2.6 SAFETY AND SECURITY.....	19
2.7 HOUSEHOLD INCOME.....	20
2.8 BREEDE VALLEY GDP PER EMPLOYMENT PERFORMANCE PER SECTOR	21
CHAPTER 3: MUNICIPAL SITUATIONAL ANALYSIS.....	41
CHAPTER 4: STRATEGIC FRAMEWORK OF THE IDP	54
4.1 VISION, MISSION AND VALUES.....	54
4.2 STRATEGIC PILLARS.....	54
4.3 STRATEGIC OBJECTIVES	55
4.4 ALIGNMENT WITH NATIONAL AND PROVINCIAL DEVELOPMENT PROGRAMMES	56
4.5 OPERATIONAL ALIGNMENT WITH NATIONAL, PROVINCIAL AND DISTRICT STRATEGIC DIRECTION.....	61
CHAPTER 5: THE OPPORTUNITY MUNICIPALITY	70
PROGRAMME 5.1: ROLL-OUT OF BASIC SERVICES	70

<i>Programme 5.1 (a): Water supply</i>	71
<i>Programme 5.1 (b): Sanitation</i>	70
<i>Programme 5.1 (c): Electricity</i>	70
<i>Programme 5.1 (d): Waste Management</i>	83
<i>Programme 5.1 (e): Creating integrated human settlements</i>	104
PROGRAMME 5.2: UNLOCKING DEVELOPMENT THROUGH SPATIAL DEVELOPMENT FRAMEWORK	125
<i>Programme 5.2 (a): Review of Spatial Development Framework</i>	125
<i>Programme 5.2 (b): Tracking the number of building plans passed</i>	134
PROGRAMME 5.3: IMPLEMENTING THE LOCAL ECONOMIC STRATEGY	135
<i>Programme 5.3 (a): Establishing a new approach to Local Economic Development (LED)</i>	135
PROGRAMME 5.4: INVESTING IN TRANSPORT INFRASTRUCTURE	145
<i>Programme 5.4 (a): Upgrading roads infrastructure</i>	145
<i>Programme 5.4 (b): Implementing the Local Integrated Transport Plan</i>	147
PROGRAMME 5.5: LEVERAGING THE MUNICIPALITY'S ASSETS TO ENHANCE THE OPPORTUNITY MUNICIPALITY	163
<i>Programme 5.5 (a): Infrastructure investment</i>	163
PROGRAMME 5.6: ENHANCING CONNECTIVITY IN BREEDE VALLEY	165
<i>Programme 5.6 (a): ICT Infrastructure Investment</i>	165
PROGRAMME 5.7: UNLOCKING THE GREEN ECONOMY	166
<i>Programme 5.7 (a): Development of alternative energy sources</i>	166
PROGRAMME 5.8: UNLOCKING THE TOWNSHIP ECONOMY	167
<i>Programme 5.8 (a): Establishing the Zwelethemba Commercial Corridor</i>	167
PROGRAMME 5.9: RURAL DEVELOPMENT	169
<i>Programme 5.9 (a): Expanding rural and agricultural development</i>	169
CHAPTER 6: THE SAFE MUNICIPALITY	176
PROGRAMME 6.1: CREATING SAFE COMMUNITIES	176
<i>Programme 6.1 (a): Implement the Regional Socio-Economic Programme (RSEP)</i>	176
<i>Programme 6.1 (b): Re-establishing the Breede Valley Community Safety Forum</i>	188
<i>Programme 6.1 (c): Promoting social upliftment through the use of libraries</i>	201
<i>Programme 6.1 (d): Promoting social upliftment through parks and sport</i>	201
<i>Programme 6.1 (e): Municipal court</i>	205
<i>Programme 6.1 (f): Traffic management</i>	206
<i>Programme 6.1 (g): Municipal by-law enforcement</i>	206
<i>Programme 6.1 (h): Disaster Management</i>	207
<i>Programme 6.1 (i): Air quality management</i>	231
<i>Programme 6.1 (j): Climate change</i>	237

CHAPTER 7: THE CARING MUNICIPALITY.....	240
PROGRAMME 7.1: BUILDING SOCIAL CAPITAL.....	240
<i>Programme 7.1 (a): Roll-out of Social Development Plan</i>	<i>240</i>
<i>Programme 7.1 (b): Implementing the Youth Development Strategy</i>	<i>259</i>
<i>Programme 7.1 (c): Creating a 1-stop service delivery hub at Unobuntu Thusong Service Centre and Hex Valley Thusong Satellite Centre</i>	<i>270</i>
<i>Programme 7.1 (d): Expanding the basket of free services</i>	<i>276</i>
<i>Programme 7.1 (e): Identifying new spaces for cemeteries</i>	<i>279</i>
CHAPTER 8: THE INCLUSIVE MUNICIPALITY	280
PROGRAMME 8.1: CREATING ENGAGED COMMUNITIES	280
<i>Programme 8.1 (a): Encourage public participation</i>	<i>280</i>
CHAPTER 9: THE WELL-RUN MUNICIPALITY	381
PROGRAMME 9.1: BUILDING HUMAN RESOURCE CAPACITY	382
<i>Programme 9.1 (a): Develop municipal human resource capacity.....</i>	<i>382</i>
<i>Programme 9.1 (b): Organisational Development and Training</i>	<i>387</i>
<i>Programme 9.1 (c): Building municipal administrative and institutional capacity</i>	<i>387</i>
PROGRAMME 9.2: PROVIDING A STABLE MUNICIPAL ENVIRONMENT.....	390
<i>Programme 9.2 (a): Institutional Governance.....</i>	<i>390</i>
<i>Programme 9.2 (b): Entrenching Municipal Governance</i>	<i>403</i>
<i>Programme 9.2 (c): Records management.....</i>	<i>403</i>
<i>Programme 9.2 (d): Embarking on a long-term financial strategy</i>	<i>411</i>
<i>Programme 9.2 (e): Enhancing our Customer Service</i>	<i>442</i>
<i>Programme 9.2 (f): Revenue Enhancement Strategy</i>	<i>443</i>
CHAPTER 10.....	452
10.1. FINANCIAL PERFORMANCE	452
10.2. ALIGNMENT OF IDP STRATEGIC OBJECTIVES AND BUDGET.....	453
10.3. FINANCIAL STRATEGY	454
10.4. RATING INFORMATION	456
10.5. ACCOUNTABILITY FRAMEWORK	456
10.6. STRATEGIC FINANCIAL PLANNING.....	457
10.7. BUDGET	457
10.8. REVENUE MANAGEMENT STRATEGIES	464
10.9. EXPENDITURE MANAGEMENT STRATEGIES	465

10.10	DEBT MANAGEMENT	465
10.11	CASH MANAGEMENT	465
10.12	INTERNAL CONTROL FRAMEWORK.....	466
10.13	BREDE VALLEY MUNICIPALITY INVESTMENT PLAN.....	466
10.14	FINANCIAL INFORMATION	467
10.15	ASSET MANAGEMENT POLICY	478
CHAPTER 11.....		485
11.1	NATIONAL AND PROVINCIAL SECTOR DEPARTMENTS	485
11.2	INTERGOVERNMENTAL RELATIONS.....	485
11.3	ALIGNMENT OF SECTOR PLANS	487
11.4	NATIONAL AND PROVINCIAL GOVERNMENT’S FOOTPRINTS IN BREDE VALLEY MUNICIPAL AREA	492
CHAPTER 12.....		500
12.1	PERFORMANCE MANAGEMENT.....	500
12.2	ORGANISATIONAL LEVEL	501
12.3	INDIVIDUAL LEVEL.....	502
12.4	KEY PERFORMANCE INDICATORS (KPIs)	502
12.5	PERFORMANCE REPORTING	503
12.6	DRAFT TOP LAYER SDBIP 2022/23	504
12.7	BREDE VALLEY FIVE-YEAR MUNICIPAL SCORECARD	521
12.7	GOVERNANCE.....	522

INDEX OF FIGURES

FIGURE 1.: FIVE-YEAR IDP CYCLE	1
FIGURE 2.: GENERIC IDP PROCESS.....	4
FIGURE 3.: BREEDE VALLEY MUNICIPAL AREA	3
FIGURE 4.: MAP OF BREEDE VALLEY MUNICIPALITY WARDS	4
FIGURE 5.: BREEDE VALLEY SOCIO-ECONOMIC SNAPSHOT	5
FIGURE 6.: POPULATION DISTRIBUTION IN CAPE WINELANDS DISTRICT	6
FIGURE 7.: FUTURE POPULATION GROWTH: CAPE WINELANDS DISTRICT 2021 - 2025.....	7
FIGURE 8.: BREEDE VALLEY HDI	9
FIGURE 9.: BVM LEARNER ENROLMENT	10
FIGURE 10.: BVM LEARNER-TEACHER RATIO.....	11
FIGURE 11.: GRADE 10 TO 12 RETENTION RATE, CAPE WINELANDS DISTRICT, 2018 - 2020	12
FIGURE 12.: MATRIC PASS RATE, CAPE WINELANDS DISTRICT, 2018 - 2020.....	13
FIGURE 13.: EMPLOYMENT GROWTH BY SKILLS LEVELS, BREEDE VALLEY, 2010 - 2020.....	14
FIGURE 14.: SKILLS LEVEL PER SECTOR, BREEDE VALLEY, 2019 (%)	15
FIGURE 15.: SECTORAL GDP AND EMPLOYMENT CONTRIBUTION, BREEDE VALLEY, 2019 (%)	22
FIGURE 16.: GDP AND EMPLOYMENT PERFORMANCE PER SECTOR, BREEDE VALLEY, 2019	23
FIGURE 17.: DEVELOPMENT THRUSTS.....	42
FIGURE 18.: WATER SERVICES DELIVERY ADEQUACY PROFILE	73
FIGURE 19.: WATER SUPPLY AREAS WITHIN BREEDE VALLEY MUNICIPALITY.....	74
FIGURE 20.: ELECTRICAL DISTRIBUTION AREAS.....	73
FIGURE 21.: ELECTRICAL CURRENT SUPPLY	73
FIGURE 22.: ELECTRICITY: CURRENT PROBLEMS.....	74
FIGURE 23.: STATUS OF LANDFILL SITES AND EXISTING AND NEWLY PLANNED DISPOSAL FACILITIES	103
FIGURE 24.: WESTERN CAPE GOVERNMENT'S VISION-INSPIRED PRIORITIES.....	105
FIGURE 25.: INFORMAL SETTLEMENTS IN BREEDE VALLEY	118
FIGURE 26.: HOUSING DEVELOPMENT AREA	119
FIGURE 27.: PROPOSED AREAS FOR RESIDENTIAL DEVELOPMENT – WORCESTER	119
FIGURE 28.: PROPOSED AREAS FOR RESIDENTIAL DEVELOPMENT - RAWSONVILLE	120
FIGURE 29.: PROPOSED AREAS FOR RESIDENTIAL DEVELOPMENT – DE DOORNS	120
FIGURE 30.: PROPOSED AREAS FOR NEW DEVELOPMENT – TOUWSRIVIER	121
FIGURE 31.: SITE LAYOUT PHASED PLAN	123
FIGURE 32.: BVM REGIONAL SPATIAL DEVELOPMENT CONCEPTUAL FRAMEWORK (2019).....	127
FIGURE 33.: WORCESTER SPATIAL DEVELOPMENT FRAMEWORK	128
FIGURE 34.: RAWSONVILLE SPATIAL DEVELOPMENT FRAMEWORK.....	129
FIGURE 35.: DE DOORNS SPATIAL DEVELOPMENT FRAMEWORK.....	130
FIGURE 36.: TOUWSRIVIER SPATIAL DEVELOPMENT FRAMEWORK.....	131

FIGURE 37.: KAROO RSDF: STUDY AREA.....	133
FIGURE 38.: BREEDE VALLEY BUILDING PLANS PASSED, 2010 - 2020.....	134
FIGURE 39.: BREEDE VALLEY BUILDING PLANS PASSED AND COMPLETED, 2010 – 2020.....	135
FIGURE 40.: UITVLUGT CONCEPT DEVELOPMENT.....	138
FIGURE 41.: SUBDIVISION DESCRIPTION	139
FIGURE 42.: PHASING APPROACH.....	140
FIGURE 43.: INFRASTRUCUTRE COST ESTIMATES.....	140
FIGURE 44.: GROWTH POTENTIAL INDEX (2014) AND CAPEX (2009 - 2019).....	165
FIGURE 45.: AGRICULTURAL LAND.....	170
FIGURE 46.: SOIL TYPES.....	170
FIGURE 47.: AGRICULTURAL INFRASTRUCTURE.....	171
FIGURE 48.: TOP 10 CROPS	171
FIGURE 49.: AGRI-TOURISM ACTIVITIES.....	172
FIGURE 50.: RSEP PROGRAMMES – AVIAN PARK	179
FIGURE 51.: RSEP PROGRAMMES - RIVERVIEW	181
FIGURE 52.: RSEP PROGRAMMES - ROODEWAL	183
FIGURE 53.: RSEP PROGRAMMES – ZWELETHEMBA.....	184
FIGURE 54.: SPORT FIELDS - FUTURE NEEDS	202
FIGURE 55.: FRONT COVER OF BVM BCP WORKBOOK.....	215
FIGURE 56.: CICP – SPECIFIC EMERGENCY PLAN	216
FIGURE 57.: MACRO-ORGANISATIONAL STRUCTURE.....	397
FIGURE 58.: LONG-TERM HISTORIC TREND IN CURRENT RATIO	416
FIGURE 59.: LONG-TERM HISTORIC TREND IN CASH AND SHORT-TERM INVESTMENTS AND IN CASH COVERAGE RATIO	417
FIGURE 60.: LONG-TERM HISTORIC TREND IN COLLECTION RATE	417
FIGURE 61.: LONG-TERM HISTORIC TREND IN DEBTORS AND NET DEBTOR DAYS	418
FIGURE 62.: LONG-TERM HISTORICAL TREND IN CAPITAL EXPENDITURE	418
FIGURE 63.: LONG-TERM HISTORIC TRENDS IN REPAIRS AND MAINTENANCE EXPENDITURE	419
FIGURE 64.: BREAKDOWN OF CAPITAL EXPENDITURE NEED BY SERVICE	422
FIGURE 65.: PROJECTED OPERATING SURPLUS MARGIN	423
FIGURE 66.: CASH COVERAGE RATIO	423
FIGURE 67.: SUSTAINABLE CAPITAL PROGRAMME AND FUNDING GAP	424
FIGURE 68.: SUSTAINABLE CAPITAL PROGRAMME PER ANNUM	425
FIGURE 69.: PROJECTED DEBT AS % OF REVENUE	425
FIGURE 70.: MUNICIPAL SERVICES FINANCIAL MODEL APPROACH	431
FIGURE 71.: PROJECTION OF CONSUMER UNITS.....	438
FIGURE 72.: WATER CONSUMPTION PROJECTION	438
FIGURE 73.: CONSUMPTION OF ELECTRICITY PROJECTION	439

FIGURE 71: CAPITAL EXPENDITURE REQUIRED BY SERVICE.....	439
FIGURE 72: BREAKDOWN OF CAPITAL EXPENDITURE NEED BY SERVICES	440
FIGURE 58.: FINANCIAL PERSPECTIVE.....	454
FIGURE 59.: MICRO ORGANISATIONAL STRUCTURE FOR THE DIRECTORATE FINANCE	455
FIGURE 60.: ACCOUNTABILITY FRAMEWORK.....	456
FIGURE 61.: MUNICIPAL PAY POINTS.....	467
FIGURE 62.: WATER AND ELECTRICITY METERS.....	468
FIGURE 63.: EXPENDITURE BY TYPE	468
FIGURE 64.: CAPITAL FUNDING AND EXPENDITURE BY SERVICE 2021/22	469
FIGURE 65.: JDMA - PROVINCIAL STRATEGIC PRIORITIES.....	489
FIGURE 66.: JDMA - DISTRICT STRATEGIC PRIORITIES	489
FIGURE 67.: PERFORMANCE MANAGEMENT POLICY FRAMEWORK	500
FIGURE 68.: ORGANISATIONAL PERFORMANCE.....	501

INDEX OF TABLES

TABLE 1.: IDP TIME SCHEDULE – 2022-2023	20
TABLE 2.: BREEDE VALLEY WARD DESCRIPTIONS	4
TABLE 3.: HOUSEHOLDS IN BREEDE VALLEY	6
TABLE 4.: BREEDE VALLEY AGE COHORTS (2021 – 2025)	8
TABLE 5.: EDUCATION LEVELS IN BREEDE VALLEY, 2016	13
TABLE 6.: BVM PUBLIC HEALTH FACILITIES	16
TABLE 7.: ART PATIENT LOADS IN BVM	17
TABLE 8.: NUMBER OF TB PATIENTS IN BVM	17
TABLE 9.: CHILD HEALTH WITHIN BVM	18
TABLE 10.: MATERNAL HEALTH IN BVM	18
TABLE 11.: BREEDE VALLEY - SAFETY & SECURITY STATISTICS	20
TABLE 12.: PERCENTAGE OF HOUSEHOLDS PER INCOME BRACKET IN CWD, 2017	21
TABLE 13.: STRATEGIC PILLARS	55
TABLE 14.: STRATEGIC OBJECTIVES	55
TABLE 15.: ALIGNMENT OF STRATEGIC OBJECTIVES	60
TABLE 16.: STRATEGIC OBJECTIVE 1	63
TABLE 17.: STRATEGIC OBJECTIVE 2	64
TABLE 18.: STRATEGIC OBJECTIVE 3	65
TABLE 19.: STRATEGIC OBJECTIVE 4	66
TABLE 20.: STRATEGIC OBJECTIVE 5	67
TABLE 21.: STRATEGIC OBJECTIVE 6	68
TABLE 22.: WATER SERVICE DELIVERY LEVELS	71
TABLE 23.: WATER RELIABILITY PROFILE	72
TABLE 24.: WATER INFRASTRUCTURE SUMMARY PER AREA	75
TABLE 25.: WSDP WATER PROJECTS FOR THE 5-YEAR PROGRAMME	70
TABLE 26.: SANITATION SERVICE DELIVERY LEVELS	70
TABLE 27.: WWTP CAPACITY AND EXISTING PIPELINES	71
TABLE 28.: WSDP SEWER PROJECTS FOR THE 5-YEAR PROGRAMME	70
TABLE 29.: ELECTRICITY SERVICE DELIVERY LEVELS	70
TABLE 30.: MULTI-YEAR ELECTRICITY CAPITAL BUDGET 2022 - 2025 FINANCIAL YEAR	82
TABLE 31.: PROVISIONAL THREE-YEAR CAPITAL BUDGET 2021/22 FINANCIAL YEAR	83
TABLE 32.: REFUSE REMOVAL SERVICE DELIVERY LEVELS	84
TABLE 33.: IWMP IMPLEMENTATION PLAN	99
TABLE 34.: INFORMAL SETTLEMENTS: ACCESS TO BASIC SERVICES	111
TABLE 35.: 5-YEAR HOUSING DELIVERY PLAN	117

TABLE 36.: HUMAN SETTLEMENT DEVELOPMENT GRANT: ALLOCATED FUNDING AND AGREEMENT OF DELIVERY TARGETS	118
TABLE 37.: LAND USE	124
TABLE 38.: COST SUMMARY	124
TABLE 39.: PREFERRED LAYOUT & DETAILED SUBDIVISION	139
TABLE 40.: TARRED AND GRAVEL ROADS 2019/20 AND 2020/21	146
TABLE 41.: TOP 5 INFRASTRUCTURE ASSETS	163
TABLE 42.: TOTAL CAPITAL EXPENDITURE FOR BREEDE VALLEY MUNICIPALITY (%) IN TERMS OF THE MTREF	164
TABLE 43.: RSEP PROGRAMMES – AVIAN PARK	178
TABLE 44.: RSEP PROGRAMMES – ROODEWAL	182
TABLE 45.: RSEP PROGRAMMES - ZWELETHEMBA	184
TABLE 46.: RSEP: PORTFOLIO OF INTERVENTIONS	187
TABLE 47.: RSEP: PORTFOLIO OF INTERVENTIONS - TOUWSRIVIER	188
TABLE 48.: KEY BUILDING BLOCKS TOWARDS CREATING SAFER COMMUNITIES	189
TABLE 49.: ROLES AND RESPONSIBILITIES OF THE BREEDE VALLEY CSF	191
TABLE 50.: BUILDING BLOCK 1 - SAFE AND ACCESSIBLE DESIGN	194
TABLE 51.: BUILDING BLOCK 2 - BUILDING STRONGER NEIGHBOURHOODS	195
TABLE 52.: BUILDING BLOCK 3 - POLICY AND GUIDANCE	197
TABLE 53.: BUILDING BLOCK 4 - COORDINATED ACTIONS	198
TABLE 54.: CSF FIVE-YEAR STRATEGIC FRAMEWORK	200
TABLE 55.: LIBRARY SERVICES	201
TABLE 56.: SQUARE METRES OF PARKS MAINTAINED	202
TABLE 57.: SQUARE METRES OF SPORTS FIELDS MAINTAINED, FUTURE DEVELOPMENTS AND COSTS	202
TABLE 58.: SPORT & RECREATIONAL FACILITIES - INTERNALLY FUNDED	204
TABLE 59.: STATUS OF SPORT & RECREATIONAL FACILITIES – MIG FUNDED	205
TABLE 60.: MUNICIPAL COURT FIVE YEAR LIST OF ACTIVITIES	206
TABLE 61.: RISK AND VULNERABILITY PRIORITY	210
TABLE 62.: DEVELOPMENTAL PROJECTS IDENTIFIED IN THE IDP AS MEDIUM- OR HIGH-RISK	220
TABLE 63.: PROJECTED CAPITAL BUDGET (2017 – 2022) – FIRE DEPARTMENT	227
TABLE 64.: DISASTER RISK REGISTER	230
TABLE 65.: BREEDE VALLEY MUNICIPALITY’S INSTITUTIONAL STATUS IN TERMS OF AIR QUALITY MANAGEMENT	233
TABLE 66.: GAP ANALYSIS AND NEEDS ASSESSMENT	235
TABLE 67.: IMPLEMENTATION PLAN	237
TABLE 68.: SOCIAL DEVELOPMENT: STRATEGIC THEMES	242
TABLE 69.: PLANS AND PROGRAMMES AND PROJECTS PER SECTOR	258
TABLE 70.: PILLAR 1: YOUTH AND SKILLS DEVELOPMENT PROGRAMMES	264
TABLE 71.: PILLAR 2: YOUTH AND ECONOMIC DEVELOPMENT PROGRAMMES	265

TABLE 72.: PILLAR 3: YOUTH, SOCIAL DEVELOPMENT AND SOCIAL COHESION PROGRAMMES	267
TABLE 73.: PILLAR 4: YOUTH EXCELLENCE AND INTERNATIONAL NETWORKING PROGRAMMES.....	268
TABLE 74.: ROLES AND RESPONSIBILITIES.....	269
TABLE 75.: ACTION PLAN – THUSONG CENTRE	274
TABLE 76.: PROPOSED ECONOMIC DEVELOPMENT PROJECTS AT THUSONG CENTRE.....	275
TABLE 77.: FREE BASIC SERVICES TO LOW INCOME HOUSEHOLDS	278
TABLE 78.: STATUS OF CEMETERIES.....	279
TABLE 79.: MUNICIPAL STRATEGIC PLANNING SESSIONS AND MEETINGS	286
TABLE 80.: IDP/BUDGET STEERING COMMITTEE	287
TABLE 81.: WARD COMMITTEE STATUS PER WARD	288
TABLE 82.: PUBLIC MEETINGS HELD IN NOVEMBER – DECEMBER 2021	295
TABLE 83.: SCHEDULED IDP/BUDGET CONSULTATION MEETINGS FOR MARCH - APRIL 2022	295
TABLE 84.: PUBLIC PARTICIPATION MECHANISMS	297
TABLE 85.: BVM STAFF ESTABLISHMENT.....	384
TABLE 86.: WORKFORCE PROFILE (FEBRUARY 2022 - SAMRAS INFORMATION SYSTEM)	385
TABLE 87.: STAFF POSITIONS FILLED PER POST AND PER FUNCTIONAL LEVEL (FEBRUARY 2022 - SAMRAS INFORMATION SYSTEM).....	386
TABLE 88.: STAFF TURNAROUND AS AT 30 JUNE 2021 (SOURCE: ANNUAL REPORT 2020/21).....	386
TABLE 89.: SCHEDULE OF POLICIES	389
TABLE 90.: POLICIES TO BE DEVELOPED.....	389
TABLE 91.: MUNICIPAL FUNCTIONS.....	391
TABLE 92.: COMPOSITION OF COUNCIL.....	393
TABLE 93.: COMPOSITION OF EXECUTIVE MAYORAL COMMITTEE	393
TABLE 94.: CORE FUNCTIONS PER DIRECTORATE.....	396
TABLE 95.: INSTITUTIONAL PERFORMANCE – OFFICE OF THE MUNICIPAL MANAGER	398
TABLE 96.: INSTITUTIONAL PERFORMANCE – PUBLIC SERVICES	399
TABLE 97.: INSTITUTIONAL PERFORMANCE – ENGINEERING SERVICES	400
TABLE 98.: INSTITUTIONAL PERFORMANCE – FINANCIAL SERVICES.....	401
TABLE 99.: INSTITUTIONAL PERFORMANCE – COMMUNITY SERVICES.....	401
TABLE 100.: INSTITUTIONAL PERFORMANCE – STRATEGIC SUPPORT SERVICES	403
TABLE 101.: INFORMAL SETTLEMENTS IN BVM.....	413
TABLE 102.: INFRASTRUCTURE GROWTH PLAN	415
FIGURE 55: LONG-TERM HISTORIC TREND IN CURRENT RATIO	416
FIGURE 56: LONG-TERM HISTORIC TREND IN CASH AND SHORT-TERM INVESTMENTS AND IN CASH COVERAGE RATIO	417
FIGURE 57: LONG-TERM HISTORIC TREND IN COLLECTION RATE	417
FIGURE 58: LONG-TERM HISTORIC TREND IN DEBTORS AND NET DEBTOR DAYS	418
FIGURE 59: LONG-TERM HISTORICAL TREND IN CAPITAL EXPENDITURE	418

FIGURE 60: LONG-TERM HISTORIC TRENDS IN REPAIRS AND MAINTENANCE EXPENDITURE	419
FIGURE 61: BREAKDOWN OF CAPITAL EXPENDITURE NEED BY SERVICE	422
FIGURE 62: PROJECTED OPERATING SURPLUS MARGIN	423
FIGURE 63: CASH COVERAGE RATIO	423
FIGURE 64: SUSTAINABLE CAPITAL PROGRAMME AND FUNDING GAP	424
FIGURE 65: SUSTAINABLE CAPITAL PROGRAMME PER ANNUM	425
FIGURE 66: PROJECTED DEBT AS % OF REVENUE	425
FIGURE 67: MUNICIPAL SERVICES FINANCIAL MODEL APPROACH	431
FIGURE 68: PROJECTION OF CONSUMER UNITS	438
FIGURE 69: WATER CONSUMPTION PROJECTION	438
FIGURE 70: CONSUMPTION OF ELECTRICITY PROJECTION	439
FIGURE 71: CAPITAL EXPENDITURE REQUIRED BY SERVICE	439
FIGURE 72: BREAKDOWN OF CAPITAL EXPENDITURE NEED BY SERVICES	440
TABLE 103.: MAIN FINDINGS OF THE REVENUE ENHANCEMENT STRATEGY	450
TABLE 104.: REVENUE AND EXPENDITURE GROWTH ANALYSIS	452
TABLE 105.: MEDIUM-TERM EXPENDITURE FRAMEWORK	458
TABLE 106.: BVM AUDIT OUTCOME STATUS	466
TABLE 107.: TECHNICAL SERVICES CAPITAL & SPECIAL PROJECTS IDENTIFIED FOR 2021/22	474
TABLE 108.: OTHER DIRECTORATES CAPITAL & SPECIAL PROJECTS IDENTIFIED FOR 2021/22	476
TABLE 109.: RATIO ANALYSIS OF BREEDE VALLEY MUNICIPALITY	478
TABLE 110.: IGR INVOLVEMENT	487
TABLE 111.: STATUS OF THE SECTOR PLANS	488
TABLE 112.: DEPARTMENT OF HEALTH – PROJECTS	495
TABLE 113.: WESTERN CAPE EDUCATION DEPARTMENT – PROJECTS	495
TABLE 114.: DEPARTMENT OF TRANSPORT & PUBLIC WORKS PROJECTS	495
TABLE 115.: DEPARTMENT OF HUMAN SETTLEMENTS - PROJECTS	496
TABLE 116.: ALLOCATIONS TO MUNICIPALITIES AS REFLECTED IN THE 2022 BUDGET AND NOT LISTED IN THE DIVISION OF REVENUE ACT, 2022	497
TABLE 117.: DRAFT NATIONAL ALLOCATIONS TO BVM, IN TERMS OF THE DIVISION OF REVENUE BILL	498
TABLE 118.: REPORTING INTERVALS	503
TABLE 119.: DRAFT TOP LAYER SDBIP 2022/23	520

LIST OF ABBREVIATIONS

The following abbreviations are found in this document and represent processes, institutions of government, programmes and plans of different spheres of government playing an active role or forming an integral part of the operations of local government.

AFS	Annual Financial Statements
AG	Auditor-General
BVM	Breede Valley Municipality
CFO	Chief Financial Officer
COGTA	Department of Cooperative Governance and Traditional Affairs
CRR	Capital Replacement Reserves
CWDM	Cape Winelands District Municipality
CWP	Community Works Programme
DBSA	Development Bank of Southern Africa
DEDAT	Department of Economic Development and Tourism
DLG	Department of Local Government
DTPW	Department of Transport and Public Works
EM	Executive Mayor
EPWP	Expanded Public Works Programme
IDP	Integrated Development Plan
IGR	Intergovernmental Relations
IWMP	Integrated Waste Management Plan
LED	Local Economic Development
MAYCO	Mayoral Committee
MERO	Municipal Economic Review & Outlook
MFMA	Local Government: Municipal Finance Management Act, 2003 (Act 56 of 2003)
MIG	Municipal Infrastructure Grant
MM	Municipal Manager
MPAC	Municipal Public Accounts Committee
MPPMR	Municipal Planning and Performance Management Regulations
MSA	Local Government: Municipal Systems Act, 2000 (Act 32 of 2000)
NGO	Non-Governmental Organisation
NPO	Non-Profit Organisation
NT	National Treasury
PMS	Performance Management System
PT	Provincial Treasury

RSEP	Regional Socio-economic Programme
SALGA	South African Local Government Association
SDBIP	Service Delivery and Budget Implementation Plan
SDF	Spatial Development Framework
WCG	Western Cape Government
WSDP	Water Services Development Plan

EXECUTIVE MAYOR'S FOREWORD



Will be included with the Final IDP

MUNICIPAL MANAGER'S FOREWORD



Will be included in the Final IDP

PART 1: LEGISLATIVE FRAMEWORK

PART 2: SOCIO-ECONOMIC & DEMOGRAPHIC PROFILE

PART 3: MUNICIPAL SITUATIONAL ANALYSIS

PART 4: STRATEGIC FRAMEWORK

PART 5: UNPACKING THE STRATEGIC PILLARS

PART 6: RESOURCING THE PLAN

PART 7: INTERGOVERNMENTAL COOPERATION

PART 8: MEASURING PERFORMANCE



BREED VALLEY

MUNICIPALITY • MUNISIPALITEIT • UMASIPALA

A caring valley of excellence

CHAPTER 1: LEGISLATIVE FRAMEWORK

1.1 INTRODUCTION

The Breede Valley Municipality is a B2-municipality presiding over the towns of Rawsonville, Worcester, De Doorns and Touwsrivier and covers a square kilometre area of 3 833 km², also known as the Breede Valley region. The municipality is obligated by the Municipal Systems Act, 2000 to compile a comprehensive and integrated development plan for the municipality, outlining and guiding all development and management in its area of jurisdiction. On 1 July 2022, Breede Valley Municipality will implement its first year of the fifth-generation strategic plan to inform and guide the elected public representative leadership and Council during its term of office.

The five-year IDP was developed after extensive consultative processes and reflection with communities, community organisations & stakeholders, Council and Management, tasked to reflect on development imperatives on an annual basis. In addition, the fourth review of the 4th Generation IDP also served as point of departure for compiling the 5th Generation IDP (July 2022 – June 2027). The diagram below depicts the IDP process flow for the next 5 years:

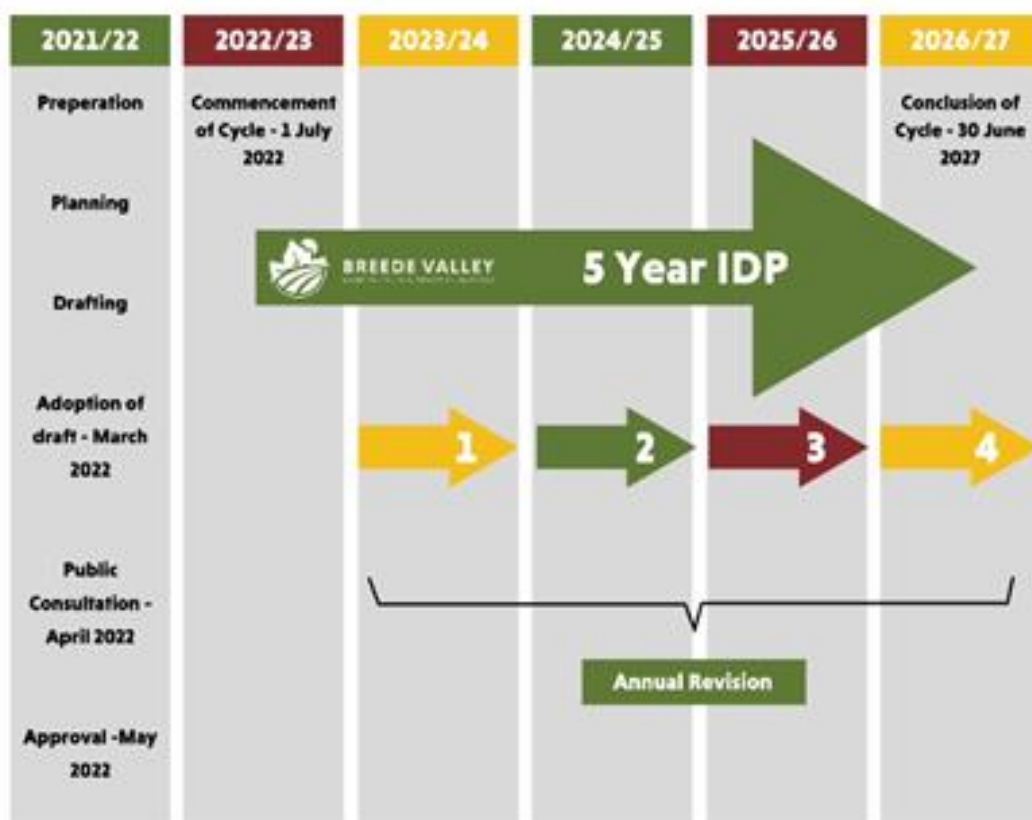


Figure 1.: Five-Year IDP Cycle

This document is compartmentalised into eight sections for ease of referencing the strategic imperatives encapsulated herein, namely:



PART 1: LEGISLATIVE FRAMEWORK

PART 2: SOCIO-ECONOMIC AND DEMOGRAPHIC PROFILE

PART 3: MUNICIPAL SITUATIONAL ANALYSIS

PART 4: STRATEGIC FRAMEWORK

PART 5: UNPACKING STRATEGIC PILLARS

PART 6: RESOURCING THE PLAN

PART 7: INTERGOVERNMENTAL COOPERATION

PART 8: MEASURING PERFORMANCE

1.2 THE ROLE AND PURPOSE OF THE IDP

The IDP is central to the long-term sustainable management of the municipality and informs key processes, developments and decisions within the municipal service area landscape. The key focus of this document is to deliver on the strategic intent of Council, mobilising all available resources to systematically implement its mission through action plans in support of its objectives.

The priorities and actions identified in this IDP will inform the structure of the municipality, the service delivery standards, all financial planning and budgeting as well as performance monitoring and reporting by the municipality. As the principle strategic plan of the municipality, the IDP must inspire ownership amongst all stakeholders, including the political leadership, management and the public who are served. The IDP aligns all municipal resources and processes to achieve developmental goals and objectives.

The IDP links to a financial plan or budget, which aligns financial resources and investment to stimulate local economic growth and development, focused on redressing economic imbalances and providing opportunities for all. Monitoring and evaluation of the IDP are linked to a performance management system, ensuring that the strategy remains effective and efficient. The Service Delivery Budget Implementation plan (SDBIP) flows from the IDP process, which is signed off by the executive mayor after approval of both the IDP and budget.

Section 26 of the MSA sets out the core components that the IDP must reflect:

- (a) the municipal council's vision for the long-term development of the municipality, with special emphasis on the municipality's most critical development and transformation needs;
- (b) an assessment of the existing level of development in the municipality, which must include an identification of communities that do not have access to basic municipal services;
- (c) the council's development priorities and objectives for its elected term, including its local economic development aims and its internal transformation needs;

- (d) the council's development strategies which must be aligned with any national or provincial sectoral plans and planning requirements binding on the municipality in terms of legislation;
- (e) a spatial development framework which must include the provision of basic guidelines for a land use management system for the municipality;
- (f) the council's operational strategies;
- (g) applicable disaster management plans;
- (h) a financial plan, which must include a budget projection for at least the next three years; and
- (i) the key performance indicators and performance targets determined in terms of Section 41 of the said Act.

1.3 LEGAL FRAMEWORK FOR THE COMPILATION OF THE FIVE-YEAR IDP

In Section 152 of our Constitution, the objects of local government are outlined as follows:

Municipalities must:

- (a) provide democratic and accountable government for local communities;
- (b) ensure the provision of services to communities in a sustainable manner;
- (c) promote social and economic development;
- (d) promote a safe and healthy environment; and
- (e) encourage the involvement of communities and community organisations in the matters of local government.

Section 25 of the Municipal Systems Act, 2000 describes the IDP as “a single, inclusive and strategic plan for the development of the municipality”. This single plan is in alignment with the municipality's constitutional mandate and links, integrates and co-ordinates plans and takes into account proposals for the development of the municipality, aligns the resources and capacity of the municipality with the implementation of the plan, forms the policy framework and general basis on which annual budgets must be based and is compatible with national and provincial development plans and planning requirements binding on the municipality in terms of legislation. Breede Valley Municipality cannot plan on its own.

The MSA places an obligation on municipalities to be inclusive and create conditions for the local community to participate in the affairs of the municipality, including the preparation and implementation of its integrated development plan (Section 16, MSA). The municipality must create processes and mechanisms to involve the local communities in developing this plan. The municipality needs to involve all components of the municipality (political component, administration, and community) to jointly and collaboratively plan for development. With regards to citizen involvement, it is imperative that the municipality clearly explain when and where citizens' involvement is required and at what level, for instance merely information sharing, extended participation in ward committees or in municipal governance issues.

The IDP, as a strategic plan, charts the long-term direction for the municipality, outlining the vision or future state that the municipality perceives itself to be over the next five-year period. It also contains short- to medium-term goals and objectives, resource allocation, and how these resources are spent in an effective, efficient and economical way (performance measurement), how land will be used, disasters be mitigated, and how the municipality will work together with other spheres

of government and sectors to implement its strategic plan or IDP. Critical in any strategic plan is an analysis of the current situation in the municipality (see Chapter 3).

1.4 PROCESS PLAN / TIME SCHEDULE FOR THE 5TH GENERATION IDP ADOPTED BY COUNCIL

The IDP is developed and reviewed in accordance with the IDP process plan (compiled once per cycle, prior to commencement thereof) and the IDP time schedule (compiled yearly within the 5-year cycle, 10 months prior to commencement of a new financial year). The process plan and time schedules aid in ensuring that processes comply with certain minimum quality standards, resulting in proper coordination amongst the spheres of government and the engagement of communities during the preparation of the IDP. The Breede Valley Municipal Council approved the 5th Generation IDP Process Plan (inclusive of a time schedule for implementation in the 2021 – 2022 financial period, in preparation for the 2022 - 2023 financial period) on 25 January 2022 (Council resolution C16/2022), which set out the methods and approach to be used in the planning, compiling, implementing, monitoring and reviewing the 5th Generation IDP throughout the five-year term. The detailed 5th Generation IDP Process Plan can be viewed on the municipal website: www.bvm.gov.za

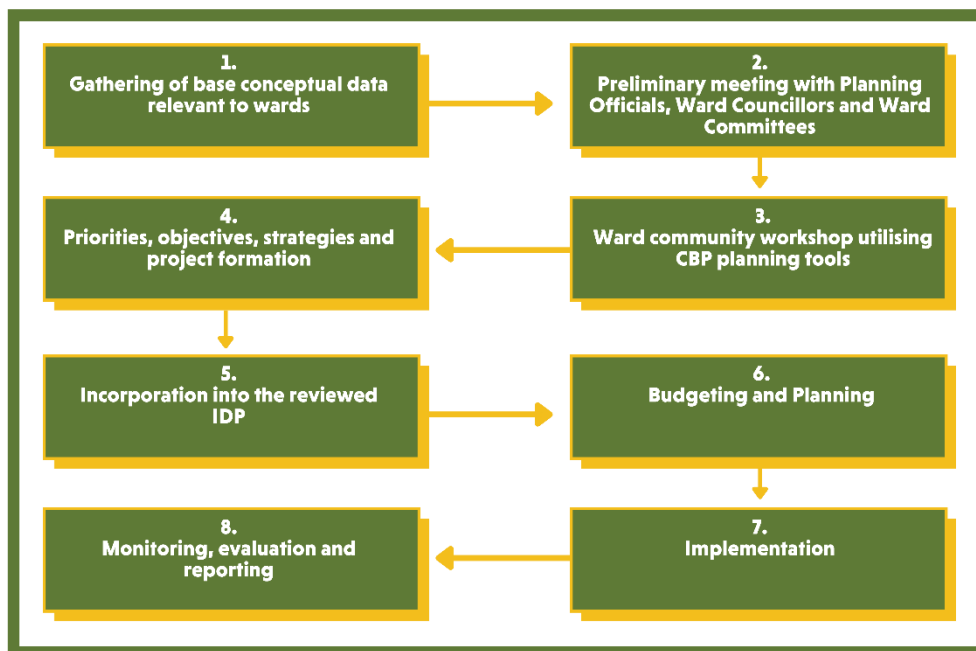


Figure 2.: Generic IDP Process

Upon approval, the Process Plan / time schedule was disseminated to provincial departments, communities, CBOs, ward committees, community development workers and key stakeholders to engage meaningfully with the process and also to allow proper planning for the disbursement of the resources necessary to conduct the process. Below is a summary of key activities

that will take place in terms of the IDP, Budget and PMS during the 2021/22 financial year in preparation for the 2022/23 IDP & Budget cycle:

Key Activities in the IDP, Budget and PMS Process

Below is a summary of key activities that will take place in terms of the IDP, Budget and PMS during the 2021/22 financial year in preparation for the 2022/23 IDP & Budget cycle:

MONTH	ACTIVITIES	DUE DATE	LEGISLATION	RESPONSIBLE PERSON/STRUCTURE
ANALYSIS PHASE				
JULY 2021	Preparation of the draft 2022/23 IDP/Budget/Performance Management Process Plan (hereafter referred to as the Process Plan) for implementation in the 2021/22 financial period		MFMA S21(1)(b)	Executive Management/BVM Management/IDP & PMS Unit
	Executive/Senior Management to discuss & provide input on the draft Process Plan & to ensure internal alignment			Executive Management/BVM Management/IDP & PMS Unit
	Engagement with the District Municipality to ensure alignment of the draft Process Plan, followed by the submission thereof to the Provincial Government and District Municipality			PGWC/CWDM/IDP & PMS Unit
	Address provincial IDP Assessment findings (subject to the receipt of correspondence from the Provincial DLG)		MSA S31	DLG/Executive Management/BVM Management/IDP & PMS Unit
	Executive Mayor initiates planning for next three-year budget cycle in accordance with co-ordination role of budget process and review of previous year's budgeting process		MFMA S53	Executive Mayor/Executive Management
	Accounting Officer, Executive Management and Senior Management of municipality review options and contracts for service delivery		MSA S76-81	Executive Management/BVM Management
	Approve and announce new budget schedule and set up committees and forums after consultation on performance and changing needs			Executive Management

MONTH	ACTIVITIES	DUE DATE	LEGISLATION	RESPONSIBLE PERSON/STRUCTURE
	Submission of 2020/21 Q4 performance inputs by BVM Management			Executive Management/BVM Management/IDP & PMS Unit
	Tabling & submission of Q4 SDBIP Performance Report (for last quarter of 2020/21) to Council & stakeholders		MSA S41 (1)(e); MFMA S52 (d); MPPR Reg. 14	Director Strategic Support Services/IDP & PMS Unit
	Finalisation of S57 Performance Agreements & submission to the Executive Mayor & Municipal Manager for approval by no later than 31 July 2021 (subject to not being concluded during June)		MFMA S69 MSA S57	Executive Mayor/Executive Management/IDP & PMS Unit
	Tabling the approved SDBIP & S57 Performance Agreements in Council for notification purposes			Council/Executive Management/IDP & PMS Unit
	Commence with the preparation/review of Sector Plans for consideration/incorporation in the 2022/23 IDP & Budget			Executive Management/BVM Management
	Preparation of the 2020/21 draft Annual Financial Statements & collation of user input into the 2020/21 draft Annual Report & Annual Performance Report		MFMA S126(1)(a); MSA S46	Executive Management/BVM Management/IDP & PMS Unit
AUGUST 2021	Roll-Over Budget tabled to Council	Aug 2021	MFMA S28(2)(e), MBRR 23(5)	CFO/Budget & Costing Unit
	Executive Mayor tables the Process Plan in Council	Aug 2021	MFMA S21,22, 23 MSA S34	Council/IDP & PMS Unit
	Submit approved Process Plan to National Treasury, Provincial Treasury, Department of Local Government and the Cape Winelands District Municipality	Aug 2021		IDP & PMS Unit
	Publication of the approved Process Plan in order to meet AG audit requirements			IDP & PMS Unit
	Review comments received from DLG (where applicable) on the 2021/22 IDP document			IDP Steering Committee/IDP/PMS unit

MONTH	ACTIVITIES	DUE DATE	LEGISLATION	RESPONSIBLE PERSON/STRUCTURE
	Self-assessment to identify gaps in the IDP process			IDP Steering Committee / IDP/PMS unit
	Review situational analysis to identify changing community needs and challenges			IDP Steering Committee / IDP/PMS unit
	Review of Municipal Strategies, Objectives, KPA's, KPI's and targets			IDP Steering Committee / IDP/PMS unit
	Accounting Officer submits final draft Annual Financial Statements and Annual Performance Report to the Auditor-General by 31 August 2021	Aug 2021	MFMA S126(1)(a); MSA S46	Accounting Officer/CFO/Director Strategic Support Services
SEPTEMBER 2021	Continue with the compilation of new- or the review of existing Sector Plans for consideration and incorporation in the 5th Generation IDP document			Executive Management/BVM Management/IDP & PMS Unit
	Commence with the compilation/review of ward-based plans to identify ward priorities – earmarked for discussion with the newly elected ward committees & submission to the newly elected Council			Community Development Unit/ IDP & PMS Unit
	Review and prepare the Vision, Mission and Objectives linked to the 5th Generation IDP (for submission to- and consideration by the newly elected Council)			Executive Management/IDP & PMS Unit
	Review of provincial and national government sector and strategic plans		MFMA S35, 36, MTBPS	IDP & PMS Unit
	Consider provincial and national sector specific programmes (schools, libraries, clinics, water, electricity, roads, etc.) for preliminary alignment/inclusion in 5th Generation IDP		MFMA S35, 36, MTBPS	IDP & PMS Unit
	Audit of performance measures			AG
	Assess municipal performance and identify where changes are needed for next 3 years [incorporate community inputs]			Executive Management/IDP & PMS Unit
	Review the municipality's performance management system (PMS)		MPPR Reg. 14	Internal Audit/IDP & PMS Unit
	Review the measures and annual performance targets (as and when recommended by the AG)			IDP & PMS Unit

MONTH	ACTIVITIES	DUE DATE	LEGISLATION	RESPONSIBLE PERSON/STRUCTURE
	Send reminder to BVM Management to submit their performance inputs for consideration in the 2021/2022 Q1 SDBIP Performance Report			IDP & PMS Unit
STRATEGIES PHASE				
OCTOBER 2021	Integration of information from reviewed provincial and national sector plans into the IDP Review document			IDP & PMS Unit
	Update and review the strategic elements of the IDP			IDP & PMS Unit
	IDP Steering Committee Meeting			IDP & PMS Unit
	Discuss potential price increases of bulk resources with sector departments		MFMA S35, 36, 42; MTBPS	Accounting Officer/CFO
	Determine revenue projections and proposed rates and service charges	Oct 2021		CFO/Budget Steering Committee/Budget & Costing Unit
	Drafts initial allocations to functions and departments for the next financial year based on strategic objectives	Oct 2021		CFO/Budget & Costing Unit
	Engagement with sector departments, share and evaluate plans, national policies, MTBPS			CFO/Financial Planning Unit
	Incorporate initial changes into IDP			IDP & PMS Unit
	Submission of 2021/22 Q1 performance inputs by BVM Management			Executive Management/BVM Management/IDP & PMS Unit
	Tabling & submission of the unaudited Q1 SDBIP Performance Report (for first quarter of 2021/22) to Council & stakeholders		MSA S41 (1)(e); MFMA S52 (d); MPPR Reg. 14	Director Strategic Support Services/IDP & PMS Unit
	S57 Managers' informal quarterly performance assessments (for first quarter of 2021/22)			Executive Management/BVM Management/IDP & PMS Unit
PROJECTS PHASE				

MONTH	ACTIVITIES	DUE DATE	LEGISLATION	RESPONSIBLE PERSON/STRUCTURE
NOVEMBER 2021	Local Government Elections – 1 November 2021			
	Review of Municipal Strategies, Objectives, KPA's, KPI's and targets			Executive Management/IDP & PMS Unit
	Identification of priority IDP projects based on stakeholder inputs			Executive Management/IDP & PMS Unit
	Reviews and initial changes are drafted into IDP		MSA S34	IDP & PMS Unit
	Accounting officer and senior officials consolidate and prepare proposed budget and plans for next financial year taking into account previous year's performance as per audited financial statements	Nov 2021		Executive Management/Budget Steering Committee
	Identify new CAPEX/OPEX projects and programmes emanating from IDP & Budget engagements	Nov 2021		Executive Management/IDP Steering Committee/Budget & Costing Unit/IDP & PMS Unit
	Auditor-General provides audit report by 30 November 2021		MFMA S126(4)	AG/Accounting Officer
	Review performance of service providers as per the approved policy			Executive Management/BVM Management
	S57 Managers' formal quarterly performance assessments (for fourth quarter and as at year-end of 2020/21)			Executive Mayor/Portfolio Councillors/Executive Management/IDP & PMS Unit
	Commence with the establishment of Ward Committees (detailed process to be reflected in the ensuing process plan)			Director Community Services/Community Development Unit
	Commence with 1st round public participation sessions (full public engagements) throughout all wards			Executive Management/BVM Management/IDP & PMS Unit
	Commence with the compilation of the 5th Generation IDP Process Plan		MSA S28	Executive Management/BVM Management/IDP & PMS Unit

MONTH	ACTIVITIES	DUE DATE	LEGISLATION	RESPONSIBLE PERSON/STRUCTURE
DECEMBER 2021	Continuation of 1st round public participation sessions (full public engagements) throughout all wards			Executive Management/BVM Management/IDP & PMS Unit
	Mayor tables the draft 2020/21 Annual Report in Council (last week of November or first week of December)		MFMA S127(2)	Executive Mayor/Accounting Officer/IDP & PMS Unit
	The draft 2020/21 Annual Report is referred to MPAC for commencement of the oversight process		MFMA S129	Enterprise Risk Management Unit/ IDP & PMS Unit
	Submit the draft 2020/21 Annual Report to National Government, Provincial Government & the AG) and publish it on local media platforms, calling for community inputs/representations thereon		MFMA S127 & MSA S21a	IDP & PMS Unit
	Table the final 2020/21 Annual Report & Oversight Report in Council, for Council's consideration & adoption/approval		MFMA S121, S127 & S129	IDP & PMS Unit
	Council considers the 2020/21 Oversight Report and adopts/approves the 2020/21 Annual Report			Council/IDP & PMS Unit
	Publicise the final 2020/21 Annual & Oversight Report and submit it to the National (NT) and Provincial (PT & DLG) Government as well as the AG		MFMA S127, 129 & 132; MSA S21A	IDP & PMS Unit
	Departments to comment on the reviewed Municipal Strategies, Objectives, KPA's, KPI's and targets			Executive Management/BVM Management
	Project alignment between CWDM and BVM			IDP & PMS Unit
	Review & refinement of priority IDP projects			IDP & PMS Unit
	Council finalises tariff policies for next financial year		MSA S74, 75	Executive Mayor/CFO
	Inputs from Departments for Adjustments Budget	Dec 2021		Executive Management/Budget Steering Committee/Budget & Costing Unit

MONTH	ACTIVITIES	DUE DATE	LEGISLATION	RESPONSIBLE PERSON/STRUCTURE
	Commence with preparations pertaining to the 2021/22 mid-year performance review and S57 Managers' performance assessment			IDP & PMS Unit
	Review and respond to recommendations contained in LG-MTEC reports and IDP (2021/22) Analysis Reports	Dec 2021		IDP & PMS Unit
	Send reminder to BVM Management to submit their performance inputs for consideration in the 2021/22 Q2 SDBIP Performance Report		MSA S41 (1)(e); MFMA S52 (d)	IDP & PMS Unit
JANUARY 2022	Review of Municipal Strategies, Objectives, KPA's, KPI's and targets in strategic planning session with senior management			IDP & PMS Unit
	Review & refinement of priority IDP projects			IDP & PMS Unit
	IDP Steering Committee Meeting			IDP & PMS Unit
	Submission of 2021/22 Q2 performance inputs by BVM Management			Executive Management/BVM Management/IDP & PMS Unit
	Tabling & submission of the unaudited Q2 SDBIP & Financial Performance Report – Section 72 (for second quarter of 2021/22) to Council & stakeholders		MSA S41 (1)(e); MFMA S52 (d); MPPR Reg. 14	Accounting Officer/CFO/Director Strategic Support Services/Financial Planning Unit/IDP & PMS Unit
	Publicise the draft 5th Generation IDP Process Plan for public consideration and input		MSA S28(2)	Executive Management/BVM Management/IDP & PMS Unit
	Submit the 5th Generation IDP Process Plan (with comments/inputs – if any) to the newly elected Council for consideration and adoption of the proposed process as prescribed in section 28		MSA S25 MSA S28	Council/Executive Management/IDP & PMS Unit
	Publication of the approved 5th Generation IDP Process Plan on the municipal website for public notification and submission to NT, PT, DLG and the CWD		MSA S28(3)	IDP & PMS Unit

MONTH	ACTIVITIES	DUE DATE	LEGISLATION	RESPONSIBLE PERSON/STRUCTURE
	Strategic workshop – Council, Executive Management & Management Team to engage on (amongst others) the strategic nature & principles linked to the draft IDP and Budget; the planning process and the IDP adoption methodology			Council/Executive Management/BVM Management
FEBRUARY 2022	Ward Committee establishment (within 90 days after the inauguration of the new Council)			Director Community Services/Community Development Unit
	Continuous Review of Municipal Strategies, Objectives, KPA's, KPI's and targets			IDP & PMS Unit
	Continuous identification/review of priority IDP projects			Executive Management / BVM Management / IDP & PMS Unit
	Assess the municipality's service delivery performance and the service delivery targets and performance indicators set in the 2021/22 TL SDBIP, amend if necessary, and submit to Council for consideration and approval			Executive Management/BVM Management/ IDP & PMS Unit
	Subject to Council's approval, submit the amended 2021/22 TL SDBIP to NT, PT and DLG			IDP & PMS Unit
	Assess the past year's annual report, and progress on resolving issues identified in the annual report			Executive Management/BVM Management/ IDP & PMS Unit
	Accounting Officer finalises and submits to Mayor proposed budgets and plans for next three-years, taking into account the recent mid-year review and any corrective measures proposed as part of the oversight report for the previous years audited financial statements and annual report			Accounting Officer/CFO/Budget & Costing Unit
	Prepare Adjustments Budget	Feb 2022		CFO/Budget & Costing Unit
	Table Adjustments Budget before Council	Feb 2022	MFMA S28(2) b,d,f	Executive Mayor

MONTH	ACTIVITIES	DUE DATE	LEGISLATION	RESPONSIBLE PERSON/STRUCTURE
	S57 Managers' formal quarterly performance assessments (for second quarter and as at mid-year of 2021-2022)			Executive Mayor/Portfolio Councillors/Executive Management/IDP & PMS Unit
	Accounting officer reviews proposed national and provincial allocations to municipality for incorporation into the draft budget for tabling	Feb 2022	MFMA S36	CFO/Manager Budget & Costing
INTEGRATION/REFINEMENT PHASE				
MARCH 2022	Submit approved Adjustments Budget to NT, PT and Public	10 Working days after approval		Budget & Costing Unit
	Commence with the compilation of the 2022/23 SDBIP (coupled with consideration of 5-year performance scorecard) & S57 Performance Agreements			Executive Management/BVM Management/IDP & PMS Unit
	Conclusion of the draft Municipal Strategies/Sector Plans, Objectives, KPA's, and KPI's and targets for inclusion in the draft IDP & Budget			IDP & PMS Unit
	IDP Steering Committee Meeting			IDP & PMS Unit
	Mayor tables the draft 5th Generation IDP & 2022/23 Budget, at least 90 days before start of budget year, to Council for consideration	Mar 2022	MFMA S16, 22, 23, 87; MSA S 34	Executive Mayor/Executive Management/
	Submit 1st draft 2022/23 SDBIP to Council			IDP & PMS Unit
	Send reminder to BVM Management to submit their performance inputs for consideration in the 2021/22 Q3 SDBIP Performance Report		MSA S41 (1)(e); MFMA S52 (d)	IDP & PMS Unit
	Set performance objectives for revenue for each budget vote		MFMA S 17	CFO/Revenue Unit
	Commence with 2nd round public participation sessions (engagements with ward committees/public) throughout all wards on the draft 5th Generation IDP and Budget			Council/Executive Management/BVM Management/IDP & PMS Unit

MONTH	ACTIVITIES	DUE DATE	LEGISLATION	RESPONSIBLE PERSON/STRUCTURE
APRIL 2022	Publicise draft 5th Generation IDP and 2022/23 Budget and invite local community to make written comments in respect of the IDP and Budget	Immediately after Tabling before Council	MFMA S22 & MSA S21A	Accounting Officer/CFO/Director Strategic Support Services/Budget & Costing Unit/IDP & PMS Unit
	Accounting officer publishes tabled budget, plans, and proposed revisions to IDP and submits to NT, PT and others as prescribed	Immediately after Tabling before Council	MFMA S22 & MSA S21A	Accounting Officer/CFO/Director Strategic Support Services/Budget & Costing Unit/IDP & PMS Unit
	Review written comments/input received in respect of the Budget and IDP	Apr 2022	Best Practice	Executive Management/Budget & Costing Unit/IDP & PMS Unit
	Finalisation of the Municipal Strategies/Sector Plans, Objectives, KPA's, and KPI's and targets for inclusion in the final IDP & Budget			IDP & PMS Unit
	IDP Steering Committee Meeting			IDP & PMS Unit
	Continue with the 2nd round public participation sessions (engagements with ward committees/public) throughout all wards on the draft 5th Generation IDP and Budget			Council/Executive Management/BVM Management/IDP & PMS Unit
	Review/finalisation of community inputs on the draft IDP & Budget			IDP Steering Committee/Executive Management/BVM Management/IDP & PMS Unit
	District/Local Municipalities' Alignment of Strategies			IDP & PMS Unit
	Prepare departmental business plans linked to the IDP strategies, objectives, KPI's and targets			IDP & PMS Unit
	Accounting officer assists the Mayor in revising budget documentation in accordance with consultative processes and taking into account the results from the third quarterly review of the current year	30 April 2022	MFMA S21	MM/CFO

MONTH	ACTIVITIES	DUE DATE	LEGISLATION	RESPONSIBLE PERSON/STRUCTURE
	Submission of 2021/22 Q3 performance inputs by BVM Management			Executive Management/BVM Management/IDP & PMS Unit
	Tabling & submission of the unaudited Q3 SDBIP Performance Report (for third quarter of 2021/22) to Council & stakeholders		MSA S41 (1)(e); MFMA S52 (d); MPPR Reg. 14	Director Strategic Support Services/IDP & PMS Unit
	Refinement & finalisation of Municipal Strategies/Plans, Objectives, KPA's, KPI's and targets and inclusion into 5th Generation IDP Review report			IDP & PMS Unit
	S57 Managers' informal quarterly performance assessments (for third quarter of 2021/22)			Executive Management/BVM Management/IDP & PMS Unit
	Review annual organisational performance targets		MPPR Reg. 11	MM/IDP & PMS Unit

APPROVAL PHASE

MAY 2022	Accounting officer assists the Mayor in preparing the final IDP & Budget documentation for Council's consideration & approval at least 30 days before the start of the new fiscal year taking into account consultative processes and any other new information	May 2022	MFMA S23	Executive Management/Executive Mayor/Council
	Convene IDP Representative Forum			IDP & PMS Unit
	EXCO recommends adoption of the IDP to Council			Council/Executive Management/IDP & PMS Unit
	Council to consider approval/adoption of the IDP, Budget and all other associated documentation as legislatively prescribed (e.g. sectoral plans, taxes and tariffs, budget related policies, etc.) at least 30 days before start of budget year	31 May 2022	MFMA S23, 24; MSA Ch 4	Council
	Publish the IDP, Budget and all other associated documentation as legislatively prescribed on the municipal website	Within 5 days of adoption	MFMA S75; MSA S21A	Budget & Costing Unit/IDP & PMS Unit

MONTH	ACTIVITIES	DUE DATE	LEGISLATION	RESPONSIBLE PERSON/STRUCTURE
	Consider community input into the municipality's SDBIP (KPIs and targets)			IDP & PMS Unit
JUNE 2022	Submission of the approved Budget, IDP & other associated documentation (as legislatively prescribed) to National (NT) & Provincial Government (PT, DLG & DEADP)	Within 10 working days after Council approval	MBRR 20	Accounting Officer/CFO/Director SSS/Budget & Costing Unit/IDP & PMS Unit
	Give notice to the public of the adoption of the IDP, Budget and other associated documentation as legislatively prescribed	Within 10 working days after Council approval	MSA S21A; MSA S25 (4)(a); MBRR 18	Accounting Officer/CFO/Director SSS/Budget & Costing Unit/IDP & PMS Unit
	Submission of 2nd (final) draft SDBIP & S57 Performance Agreements to the Executive Mayor, no later than 14 days after the approval of the Budget		MFMA S69(3)	Executive Mayor/Executive Management/IDP PMS Unit
	Conclusion & submission of the final TL SDBIP to the Executive Mayor for approval within 28 days after approval of the budget; coupled with the finalisation and conclusion of the annual S57 Performance Agreements by no later than 30 days after commencement of the new financial year (note: the S57 Performance Agreements will be concluded & published in July should it not be finalised within June)		MFMA S53; MSA S 38-45, 57(2)	Executive Mayor/Executive Management/IDP & PMS Unit
	Publication of approved SDBIP & S57 Performance Agreements on the municipal website/social media/local media & circulation thereof to National Government (NT) and Provincial Government (PT & DLG – MEC for Local Government)		MFMA S53(3); MBRR 19	IDP & PMS Unit
	Send reminder to BVM Management to submit their performance inputs for consideration in the 2021/22 Q4 SDBIP Performance Report		MSA S41 (1)(e); MFMA S52 (d)	IDP & PMS Unit
JULY 2022	Preparation of the draft 2023/24 IDP/Budget/Performance Management Time Schedule (hereafter referred to as the Time Schedule) for implementation in the 2022/23 financial period		MFMA S21(1)(b)	Executive Management/BVM Management/IDP & PMS Unit

MONTH	ACTIVITIES	DUE DATE	LEGISLATION	RESPONSIBLE PERSON/STRUCTURE
	Executive/Senior Management to discuss & provide input on the draft Time Schedule & to ensure internal alignment			Executive Management/BVM Management/IDP & PMS Unit
	Engagement with the Provincial Department of Local Government & Cape Winelands District Municipality to ensure alignment, coupled with the submission of the draft Time Schedule to them for input			PGWC/CWDM/IDP & PMS Unit
	Address provincial IDP Assessment findings (subject to the receipt of correspondence from the Provincial DLG)		MSA S31	DLG/Executive Management/BVM Management/IDP & PMS Unit
	Executive Mayor initiates planning for next three-year budget cycle in accordance with co-ordination role of budget process and review of previous year's budgeting process		MFMA S53	Executive Mayor/Executive Management
	Accounting Officer, Executive Management and Senior Management of municipality review options and contracts for service delivery		MSA S76-81	Executive Management/BVM Management
	Approve and announce new budget schedule and set up committees and forums after consultation on performance and changing needs			Executive Management
	Submission of 2021/22 Q4 performance inputs by BVM Management			Executive Management/BVM Management/IDP & PMS Unit
	Tabling & submission of the unaudited Q4 SDBIP Performance Report (for last quarter of 2021/22) to Council & stakeholders		MSA S41 (1)(e); MFMA S52 (d); MPPR Reg. 14	Director Strategic Support Services/IDP & PMS Unit
	Finalisation of S57 Performance Agreements & submission to the Executive Mayor & Municipal Manager for approval by no later than 31 July 2022 (subject to not being concluded during June)		MFMA S69 MSA S57	Executive Mayor/Executive Management/IDP & PMS Unit
	Tabling the approved SDBIP & S57 Performance Agreements in Council for notification purposes			Council/Executive Management/IDP & PMS Unit

MONTH	ACTIVITIES	DUE DATE	LEGISLATION	RESPONSIBLE PERSON/STRUCTURE
	Commence with the preparation/review of Sector Plans for consideration/incorporation in the 2023/24 IDP & Budget			Executive Management/BVM Management
	Preparation of the 2021/22 draft Annual Financial Statements & collation of user input into the 2021/22 draft Annual Report & Annual Performance Report		MFMA S126(1)(a); MSA S46	Executive Management/BVM Management/IDP & PMS Unit
AUGUST 2022	Roll-Over Budget tabled to Council	Aug 2022	MFMA S28(2)(e), MBRR 23(5)	CFO/Budget & Costing Unit
	Executive Mayor tables the Time Schedule in Council	Aug 2022	MFMA S21,22, 23 MSA S34	Council/IDP & PMS Unit
	Submit approved Time Schedule to National Treasury, Provincial Treasury, Department of Local Government and the Cape Winelands District Municipality	Aug 2022		IDP & PMS Unit
	Publication of the approved Time Schedule in order to meet AG audit requirements			IDP & PMS Unit
	Review comments received from DLG (where applicable) on the 2022/23 IDP document (5th Generation IDP 2022 - 2027)			IDP Steering Committee/Executive Management/IDP/PMS unit
	Self-assessment to identify gaps in the IDP process			IDP Steering Committee / Executive Management / BVM Management / IDP/PMS unit
	Review situational analysis to identify changing community needs and challenges			IDP Steering Committee / IDP/PMS unit
	Review of Municipal Strategies, Objectives, KPA's, KPI's and targets			IDP Steering Committee / Executive Management / BVM Management / IDP/PMS unit
	Accounting Officer submits final draft Annual Financial Statements and Annual Performance Report (pertaining to the 2021/22 financial period respectively) to the Auditor-General by 31 August 2022	Aug 2022	MFMA S126(1)(a); MSA S46	Accounting Officer/CFO/Director Strategic Support Services

MONTH	ACTIVITIES	DUE DATE	LEGISLATION	RESPONSIBLE PERSON/STRUCTURE
INTERGOVERNMENTAL ALIGNMENT				
District/Provincial Alignment	Municipal First Quarter (2021/22)	2021/09/01	2021/09/30	
	District IDP Managers Forum	September 2021(TBC)		Manager: IDP
	DCF	September 2021(TBC)		Mayors/MMs/HODs/Senior Officials & District Support Teams
	Provincial IDP Managers Forum	September 2021		DLG: IDP Directorate
	Municipal Second Quarter	2021/10/01	2021/12/31	
	DCF	TBC		Mayors/MMs/HODs/Senior Officials & District Support Teams
	SIME	Nov 2021		Provincial Government & Municipalities
	Provincial IDP Managers Forum	TBC		DLG: IDP Directorate
	Municipal Third Quarter	Jan 2022	Mar 2022	
	Mid-year budget and performance assessment visits	Jan 2022	Mar 2022	Provincial Treasury
	DCF	TBC		Mayors/MMs/HODs/Senior Officials & District Support Teams
	TIME	Feb 2022		PT/DLG/MM's/CFO's
	IDP Indaba	Feb 2022		Provincial Departments & Municipalities
	Provincial IDP Managers Forum	TBC		DLG: IDP Directorate
	Municipal Fourth Quarter	Apr 2022	Jun 2022	
	IDP, Budget and Benchmark Assessments	Apr 2022 – May 2022		Provincial Departments & Municipalities
	DCF	TBC		Mayors/MMs/HODs/Senior Officials & District Support Teams

MONTH	ACTIVITIES	DUE DATE	LEGISLATION	RESPONSIBLE PERSON/STRUCTURE
	Provincial IDP Managers Forum	TBC		DLG: IDP Directorate

Table 1.: IDP Time Schedule – 2022-2023

PART 1: LEGISLATIVE FRAMEWORK

PART 2: SOCIO-ECONOMIC & DEMOGRAPHIC PROFILE

PART 3: MUNICIPAL SITUATIONAL ANALYSIS

PART 4: STRATEGIC FRAMEWORK

PART 5: UNPACKING THE STRATEGIC PILLARS

PART 6: RESOURCING THE PLAN

PART 7: INTERGOVERNMENTAL COOPERATION

PART 8: MEASURING PERFORMANCE



BREED VALLEY
MUNICIPALITY • MUNISIPALITEIT • UMASIPALA

A caring valley of excellence

CHAPTER 2: DEMOGRAPHIC AND SOCIO-ECONOMIC PROFILE

Chapter 2 deals with the socio-economic and demographic profile of the Breede Valley Municipality. Data on the demographic and social make-up of the municipality will inform future planning and development initiatives, which will impact on service delivery targets set by the municipality. Accurate socio-economic and demographic statistics will enable the municipality to accurately gauge its internal capacity to meet the needs of communities and increase the efficiency and effectiveness of its service delivery programmes. It is however imperative to note that Covid-19 and its associated consequences will continue to exert pressure on the statistical landscape as presented. The municipality will continuously scrutinise and utilise the latest Covid-19 data and statistics to inform decision-making linked to future initiatives (with particular reference to the outer-years of the MTREF period) as well as utilise it to gauge the effectiveness of planned initiatives earmarked for implementation within the forthcoming financial period, and make the relevant adjustments where required.

2.1 A CURSORY GLANCE AT BREEDE VALLEY

The BVM covers an area of approximately 3 833 km² stretching from the Du Toitskloof Mountains in the southwest to the Kwadousberg in the southeast. BVM is one of five local municipalities within the Cape Winelands District, and include the towns of Worcester, Touwsrivier, Rawsonville and De Doorns as well as the rural areas adjacent to and between these towns and the Matroosberg rural area. The most striking feature of the Breede Valley is its scenic beauty. Majestic mountains, fertile valleys, vineyards and vast plains covered with indigenous semi-desert vegetation captivate the soul. Worcester serves as the administrative headquarter of the municipality and is also regarded as the primary economic service node. The municipality is divided into 21 wards. The geographical layout and ward demarcations are encapsulated in table 2 and figure 4 respectively.

Apart from the formal settlement areas, the municipality has a number of informal settlements. The region recorded a counted population of 176 578 (inclusive of the informal settlements) comprising 47 569 households, based on the Community Survey 2016 Stats SA data, of which approximately 14,7% (7 000) were classified as indigent at the time (9 683 as at mid-year of 2021/22). As per the Municipal Economic Review & Outlook (hereafter referred to as the MERO), as compiled by the Western Cape Government, the region's estimated population figure for 2022 amounts to 197 736 residents.

Positioned on the N1, coupled with a major railway intersection, the Breede Valley Municipality offers a unique locational advantage, as it provides ease of access to Cape Town (economic hub of the Western Cape) as well as inland markets. This locational advantage serves as catalyst for attracting and retaining businesses across all sectors to the region. In terms of economic contribution, the financial, insurance, real estate and business services sector (20.7%) currently serves as the biggest contributor to GDP within the Breede Valley. In addition to this, the wholesale & retail trade, catering and accommodation (19.3%); manufacturing (13.8%); general government (10.5%) and agriculture, forestry and fisheries (9%) are the five largest sector contributors to GDP (73.3%) within the Breede Valley. Although the agriculture, forestry and fisheries represent the fifth largest sector in terms of GDP contribution, it remains an important sector within BVM. The region is world-renowned for its wine farms that produce export quality wines and create sustainable livelihoods for many citizens in the Breede Valley

(23.5% contribution to employment). In addition, parts of the Breede Valley are integrated into wine routes frequented by overseas tourists, which form the basis of a robust tourism economy. The region has a mixed farming character, with vegetable farming, poultry farming and livestock production dominating the agricultural landscape.

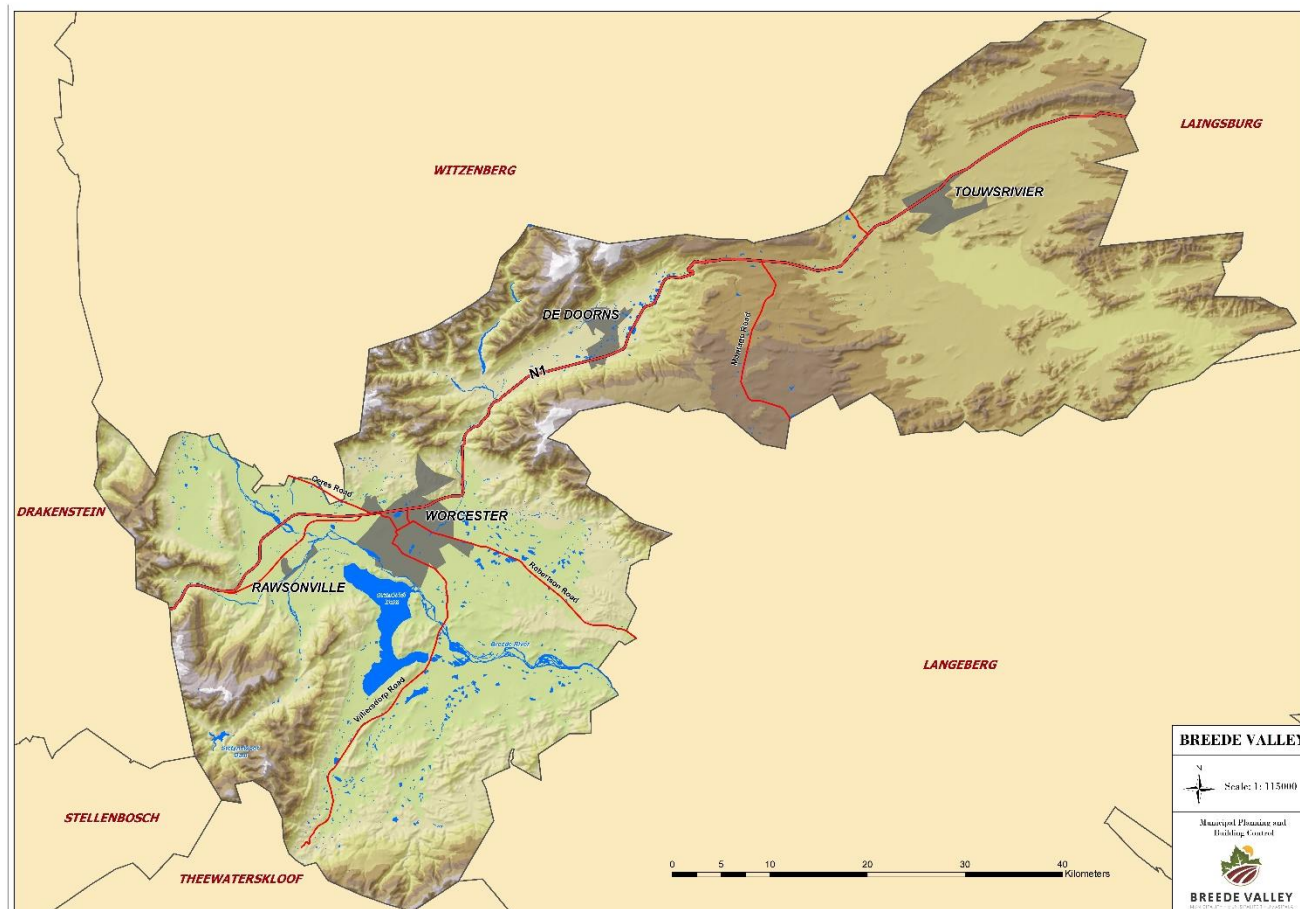


Figure 3.: Breede Valley Municipal Area

Ward	Areas
1	The entire community of Touwsrivier, including business and residential areas
2	Stofland and adjacent farms
3	The centre of De Doorns, Hasie Square, Ekuphumleni and adjacent farm areas
4	Section of De Doorns town centre, Orchard and adjacent farm areas
5	De Doorns farming areas including Brandwag, De Wet and Sandhills, parts of Panorama, part of Altona and Van Riebeeck Park
6	N1 Worcester entrance, Tuindorp, Bergsig, Van Riebeeck Park, Part of Panorama, Hospital Park, Hospital Hill, Fairway Heights, Bloekombos, Part of Altona, Reunion Park, Part of Rouxpark
7	Paglande, Meirings Park, part of Roux Park, Reunion Park, De La Bat Way, Fairy Glen and part of Industrial area

Ward	Areas
8	Part of Industrial Area, Hex Industrial, part of Roodewal and part of Zwelethemba
9	Part of Roodewal area and part of Esselen Park (the Chessies)
10	Part of Hex Park and Roodewal flats
11	Parkersdam, Florian Park and parts of Esselen Park (the OVD), Hugosdorp, Riverview and Victoria Park
12	Part of Avian Park, CBD and Russell Scheme
13	Johnsons Park 1, 2 and part of 3, part of Noble Park, Hex Park and Riverview houses
14	Riverview flats and Victoria Park
15	Langerug, Worcester West, Somerset Park and Goudini farms
16	Part of Zwelethemba and surrounding informal areas
17	Part of Zwelethemba
18	Part of Zwelethemba and farms from Overhex, Nonna, etc.
19	Part of Rawsonville, Goedeman Park and outlying farming community
20	Part of the centre of Rawsonville and areas towards N1
21	Part of Avian Park and all surrounding informal areas

Table 2.: Breede Valley Ward Descriptions

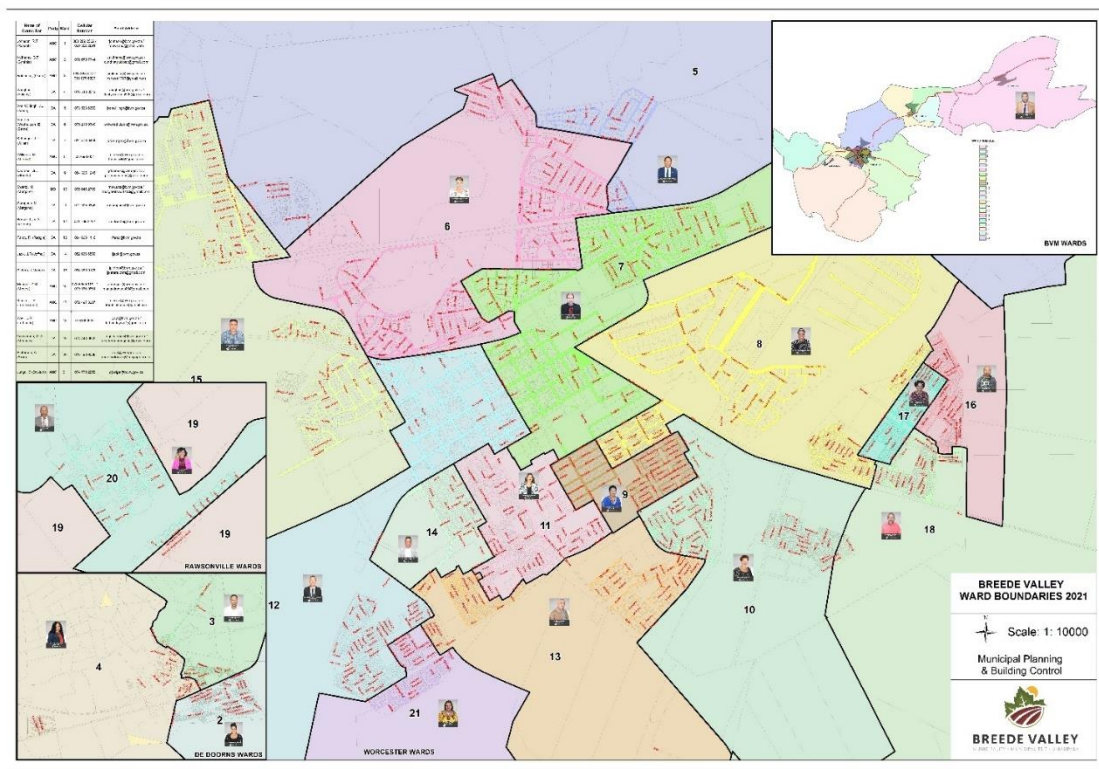
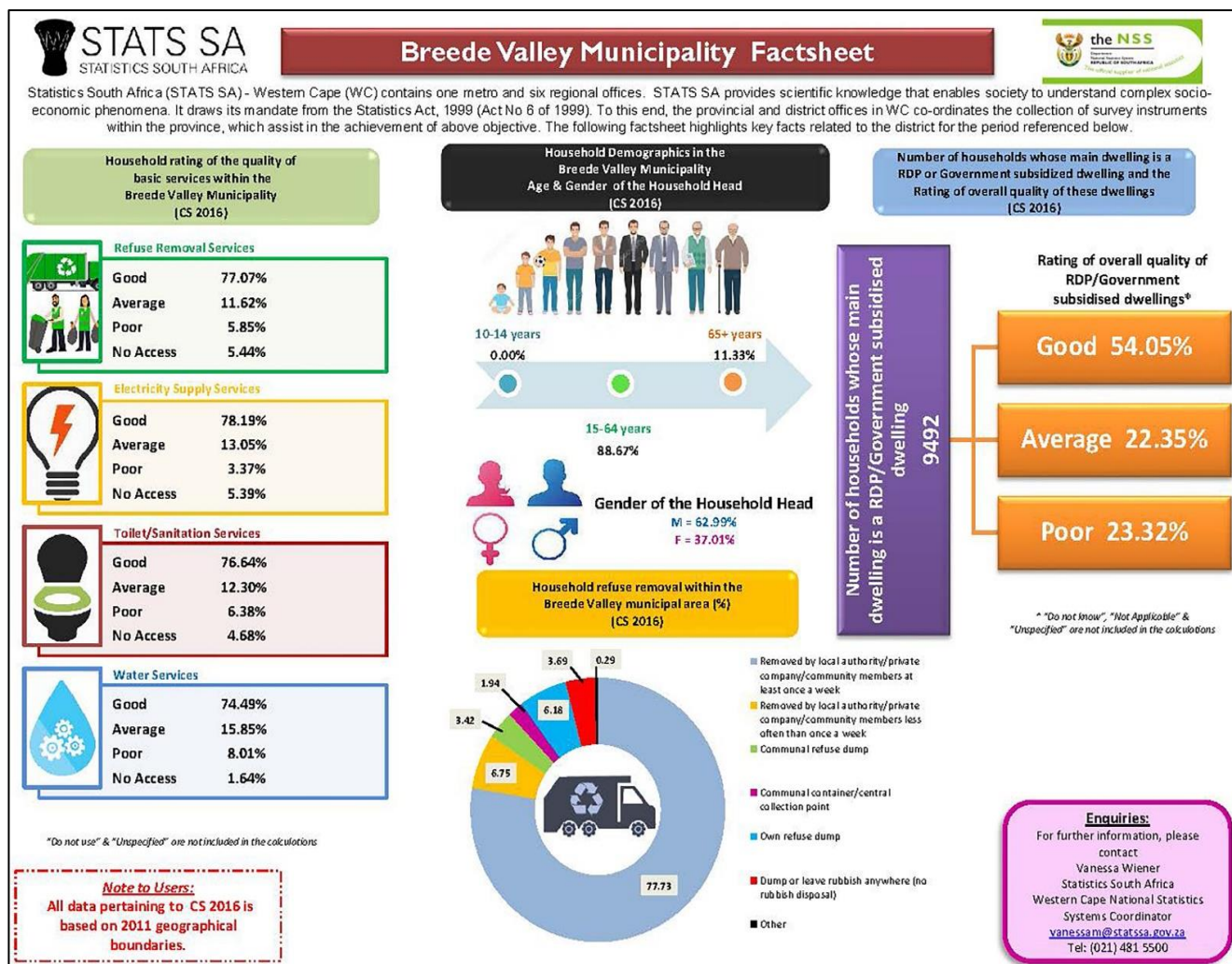


Figure 4.: Map of Breede Valley Municipality Wards

The following factsheet provides a snapshot of the socio-economic profile of communities living in the Breede Valley Municipality, according to the Community Survey 2016 Stats SA data:



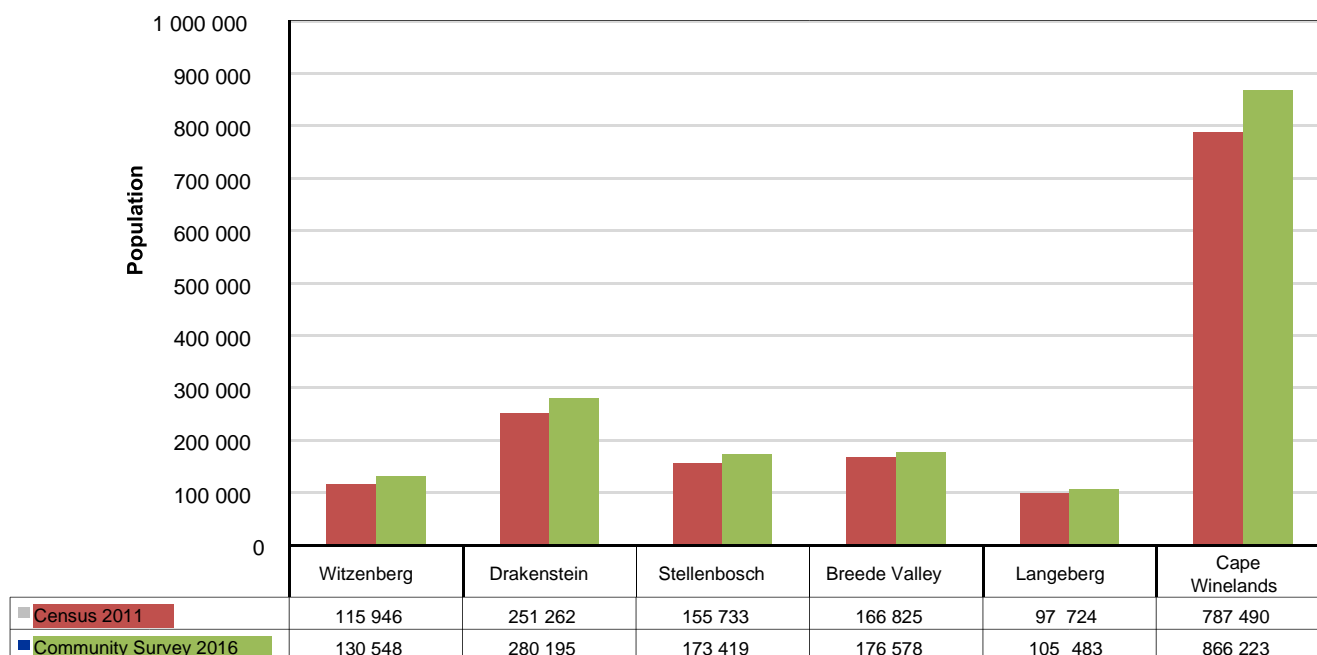
Source: Stats SA Community Survey 2016

Figure 5.: Breede Valley Socio-Economic Snapshot

The snapshot and information presented in the preceding sections, will be unpacked and discussed in the subsequent sections.

2.2 DEMOGRAPHIC PROFILE

Population size is a useful measure to forecast the future demand for government services in a particular geographical space. It also serves as a planning tool for budget planners to match available resources with the relative demand for services. As is shown in Error! Reference source not found., Breede Valley recorded the second largest population density in the Cape Winelands District (20,4% of the Cape Winelands District population), which has a population size of 866 223 according to Community Survey 2016 data.



Source: Stats SA Census 2011; Community Survey 2016

Figure 6.: Population Distribution in Cape Winelands District

The total population in Breede Valley increased significantly between the Census 2011 and the Community Survey 2016. Migration due to employment prospects as well as enhanced access to basic services could be one of the reasons for the population increase experienced in Breede Valley and other municipalities in the region. The number of households in Breede Valley has also increased by 11,9 % between 2011 and 2016 as shown in Error! Reference source not found. below. An increase in the number of households implies an increase in the demand for municipal services, which should be informed by medium- to long-term municipal capital project planning. It is imperative to note that Stats SA is currently conducting its fourth population and housing census, which officially commenced in February 2022. **On this premise, the requisite statistical information depicted in figures 5 and 6 and table 3, will be updated upon conclusion and publication of the 2022 Census information.**

Municipality	Census 2011	Community Survey 2016
Breede Valley	42 527	47 569
Cape Winelands District	198 265	236 006

Source: Stats SA Community Survey 2016

Table 3.: Households in Breede Valley

The figure below, depicts future population growth projections (2021 – 2025) for each local municipality within the Cape Winelands District. Such projections can assist municipalities to better anticipate and identify current and future basic service delivery priorities, coupled with adequate budgetary allocations to respond to such priorities.

Breede Valley’s population figure for 2022 is estimated at 197 736, rendering it the third most populated municipal area in the Cape Winelands District (CWD), behind Drakenstein and Stellenbosch with estimated population figures of 297 672 and 199 720 people respectively. Breede Valley’s total population is estimated to increase to 200 911 by 2024 which equates to a 0.8% annual average growth rate.

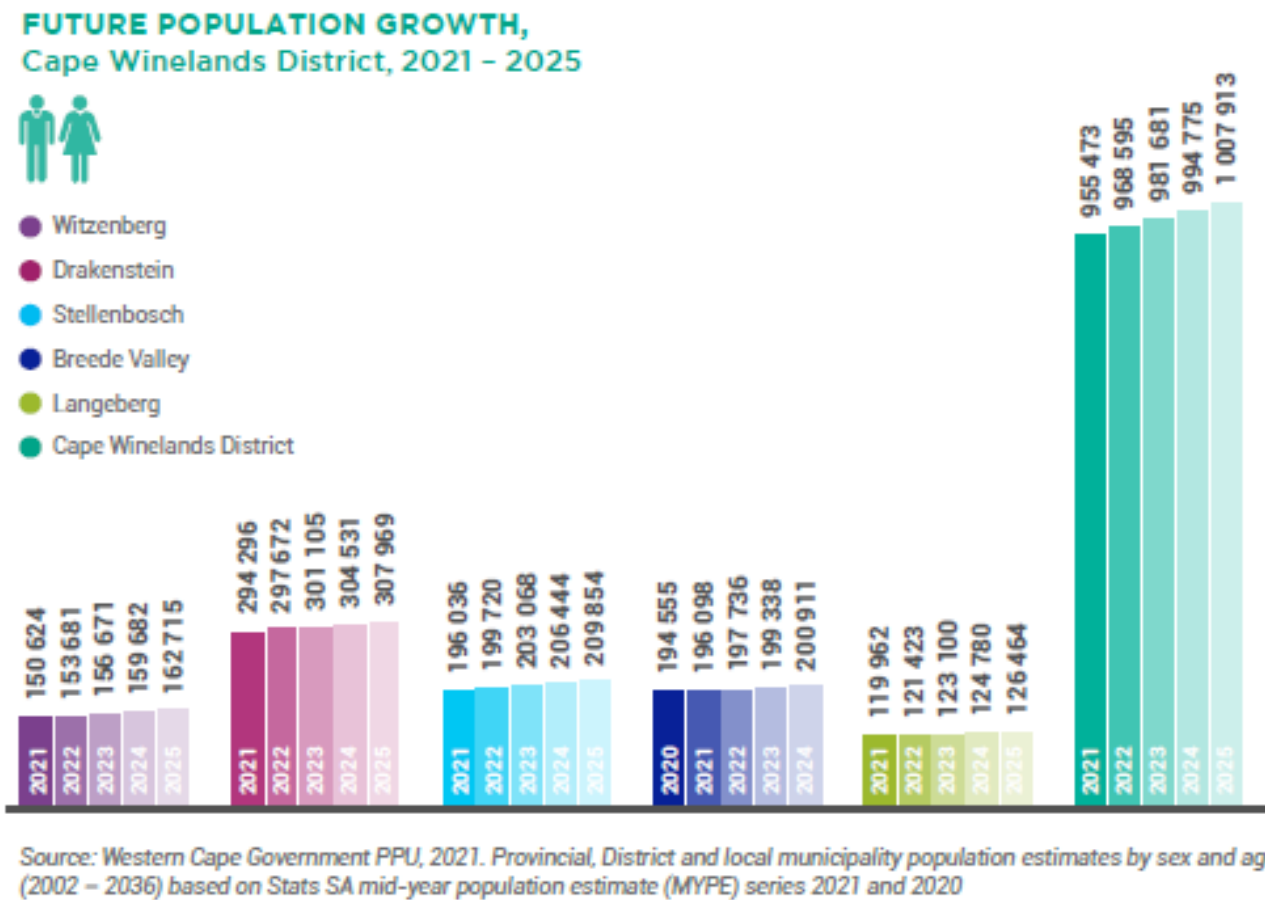


Figure 7.: Future Population Growth: Cape Winelands District 2021 - 2025

The table below, depicts Breede Valley’s population composition per age cohorts. These groupings are also expressed as a dependency ratio which in turn indicates those who are part of the workforce (Age 15 - 64) and those, who are depending on them (children and seniors). A higher dependency ratio means a higher pressure on social systems and the delivery of basic services.

Between 2021 and 2025, the largest population growth will be recorded in the “aged” cohort, which is anticipated to grow at an annual average rate of 1.9%. The “children” and “working age” cohorts, in turn, are only anticipated to grow by 0.9% and 0.7% respectively. The notable increase in the “aged” cohort is expected to increase the dependency ratio from 50.7% in 2021 to 51.4% in 2025.

Breede Valley: Age Cohorts, 2021 – 2025				
Year	Children: 0 – 14 Years	Working Age: 16 – 65 Years	Aged: 65+	Dependency Ratio (%)
2021	53 822	129 074	11 659	50.7
2023	54 468	131 170	12 099	50.7
2025	55 695	132 665	12 552	51.4
Growth	0.9%	0.7%	1.9%	-

Source: Western Cape, Breede Valley Socio-Economic Profile, 2021

Table 4.: Breede Valley Age Cohorts (2021 – 2025)

The Farmworker Household Survey Report of 2014/15 reports on general demographic trends of farmworker households within the Cape Winelands area. According to the study, Breede Valley had 1005 households and approximately 4222 people living and working on farms.

The study further indicated that there is approximately an equal split between males and females with an average age of 27.37 years. It was also found that over 66% of individuals were below the age of 35, i.e. classified as youth. The study found that an overall of 62.63% of individuals living in farmworker households have permanent jobs both on and off the farm on which they reside. Approximately 18.1% of individuals living on farms were unemployed, while 19.27% had either temporary or seasonal work. It is imperative to note that the statistics presented above, is derived from a survey conducted during the 2014/15 financial period (Western Cape Department of Agriculture). It is therefore anticipated that this landscape has changed over the past eight years, hence, warranting the need for an updated survey/study to accurately reflect on the current context. It is however important to note that such a survey/study is facilitated by the Western Cape Department of Agriculture, hence, the municipality will rely on future reports (if any) released and published by the department

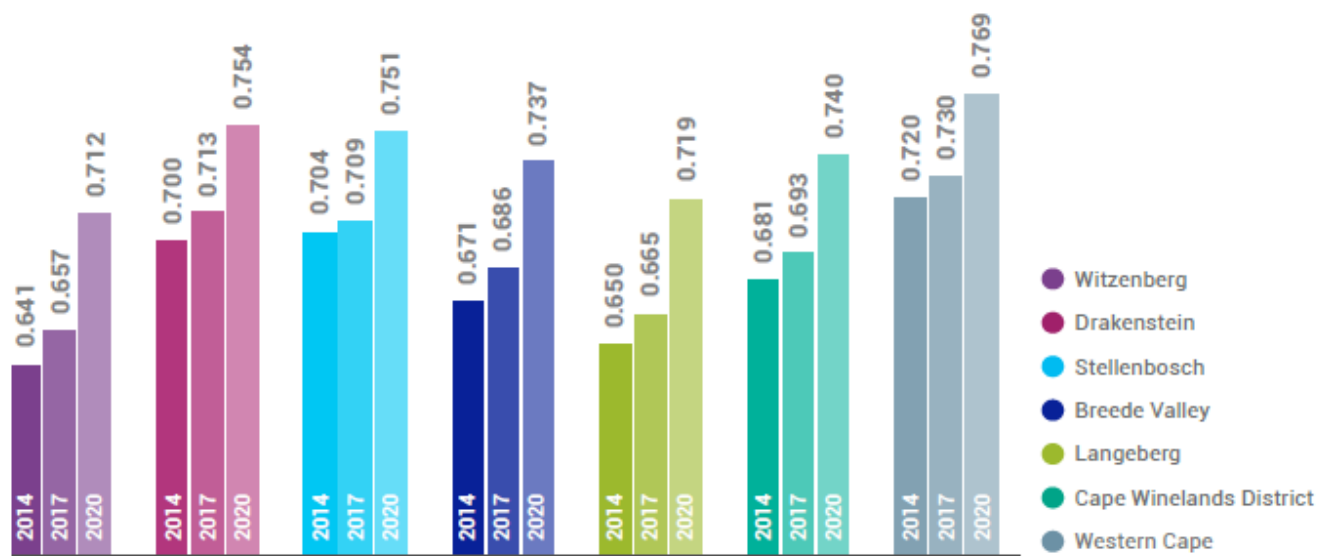
2.3 HUMAN DEVELOPMENT INDEX (HDI)

The level of human development and socio-economic wellbeing since 2014 in Breede Valley can be measured using the Human Development Index (HDI). The HDI is a measure of peoples' ability to live a long and healthy life, to communicate, participate in the community and to have sufficient means to be able to afford a decent living. The HDI is thus a composite index of factors reflecting schooling, economic prosperity and longevity. It is represented by a number between 0 and 1 where 1 indicates a high level of human development and 0 represents no human development.

The figure below shows that the HDI of Breede Valley Municipality has increased slightly from 0.671 in 2014, to 0.737 in 2020. In 2020, Breede Valley recorded lower levels of human development in comparison to that of the CWD (0.740) and Western Cape Province (0.769) respectively. The level of human development is relatively in line with economic growth rate (1%) and income inequality level (0.61) respectively, which echo's the national sentiment of slow economic growth, high levels of inequality and low levels of human development that remain prevalent within municipalities, provinces and the country. This is further exacerbated by the devastating impact of Covid-19 on the socio-economic wellbeing of societies across the

world, Breede Valley included. In response to this, Breede Valley Municipality should strive to make the local economy more inclusive by driving local economic initiatives encapsulated in its local economic strategy (see Chapter 5).

HDI PER MUNICIPAL AREA, Cape Winelands District, 2014 - 2020



Source: IHS Markit, 2021

Figure 8.: Breede Valley HDI

2.4 EDUCATIONAL STATISTICAL INFORMATION

Education and training improve access to employment opportunities and helps to sustain and accelerate overall development. It expands the range of options available from which a person can choose to create opportunities for a fulfilling life. Through indirect positive effects on health and life expectancy, the level of education of a population also influences its welfare.

2.4.1 Educational Facilities

The provision of adequate educational facilities such as schools and FET colleges are imperative in ensuring that favourable educational outcomes are realized which will (in turn) contribute towards enhanced citizen literacy levels and economic prosperity within society.

In 2020, 58 public schools were recorded in Breede Valley, of which 46 (79.31%) of these were classified as no-fee schools. The majority of the schools are characterised as Quintile 1 or Quintile 2 schools, which indicate that they are situated in communities where high poverty indices are recorded by national government, differently put, schools that specifically cater to the poorest 20% of learners (quintile 1) and next poorest 20% of learners (quintile 2). These schools account for 47.87% of learners within public schools throughout the Breede Valley (i.e. 18 794 out of 39 259)

Two new secondary schools were recently constructed in the Breede Valley Municipality, namely Zwelethemba Senior Secondary and Worcester High School, which were completed in September 2015 and February 2017 respectively. This

amounted to a total capital injection of R92,5 million by the Department of Transport and Public Works under its Education Infrastructure Grant. In addition, the DoE budgeted R2 million in the 2022/23 financial period linked to the repurposing of the Roodewal Primary School. The department anticipates spending approximately R43 million on this particular project over the MTEF period (i.e. 2022/23 – 2024/25)

2.4.2 Learner Enrolment

Accurate information on learner enrolment numbers enables the WCED to determine the level of current and future demand for education provisioning. In addition, municipalities and local businesses utilise learner data to assess the current and potential skills pool in the region, which is a critical consideration for their long-term investment strategies. Learner enrolment in Breede Valley increased at an annual average growth rate of 3.45% from 33 389 to 34 542 learners between 2018 and 2020. This could be attributed to a number of factors including demographics and socio-economic context.

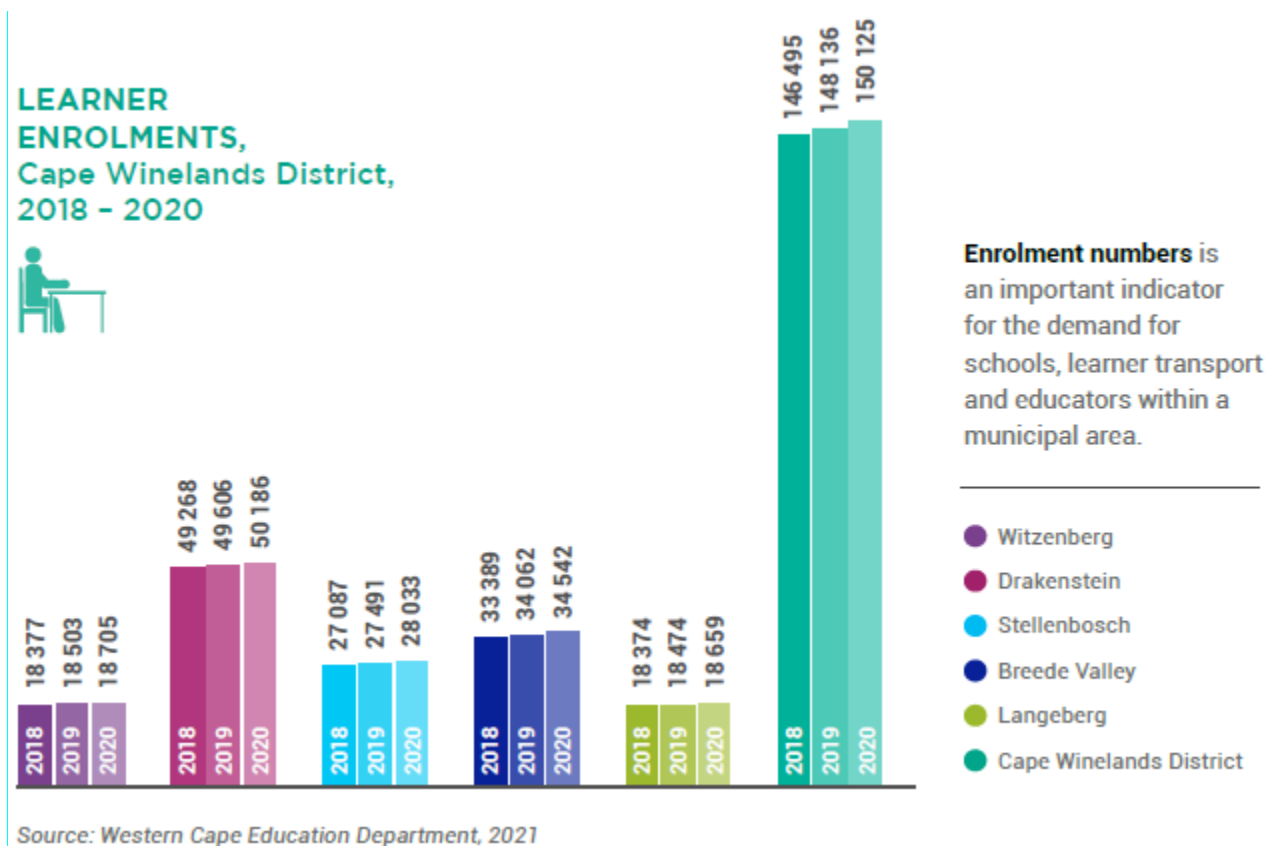


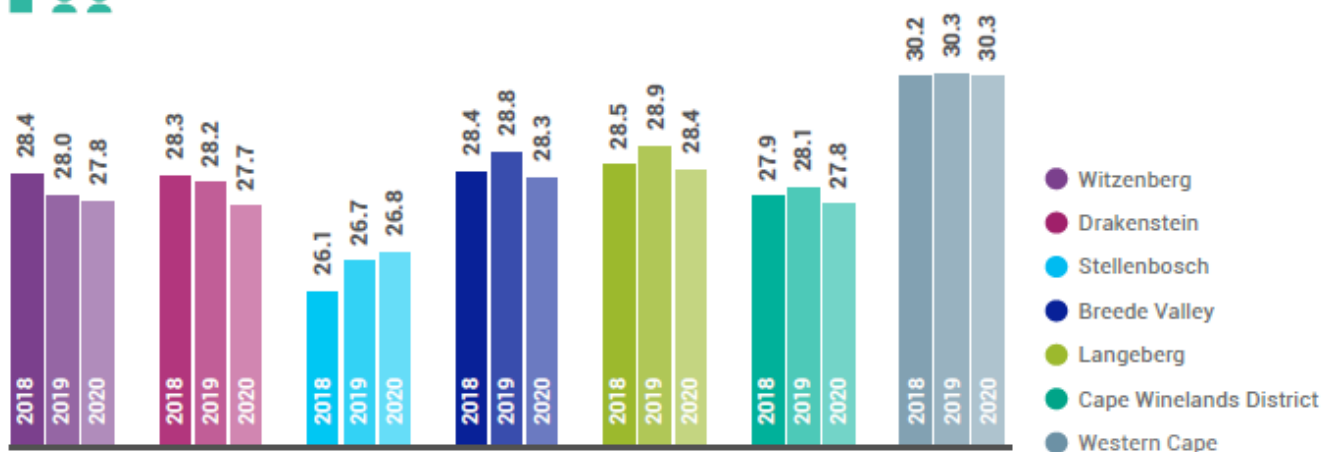
Figure 9.: BVM Learner Enrolment

2.4.3 Learner – Teacher Ratio

The learner-teacher ratio indicates the number of learners per educator. Changes in this ratio can ultimately affect learner performance, as a lower ratio implies that educators can provide more detailed attention to learner needs due to smaller class sizes. The learner-teacher ratio in the Breede Valley Municipal area marginally increased from 28.4 in 2018 to 28.8 in 2019, while marginally decreasing to 28.3 in 2020. Although the decrease recorded in 2019 to 2020 is positive, the Breede Valley recorded the second highest ratio in the District for the same period under review. This indicates that there is an insufficient

number of teaching staff in the area to accommodate the increase in the number of learner enrolments. The learner-teacher ratio in the Breede Valley municipal area also increased faster than the learner-teacher ratio in the CWD between 2018 and 2020. This creates potential for adversely influencing educational outcomes within the area. Factors influencing the learner-teacher ratio include (amongst others) the ability of schools to employ more educators.

LEARNER-TEACHER RATIO, Cape Winelands District, 2018 – 2020



Source: Western Cape Education Department, 2021

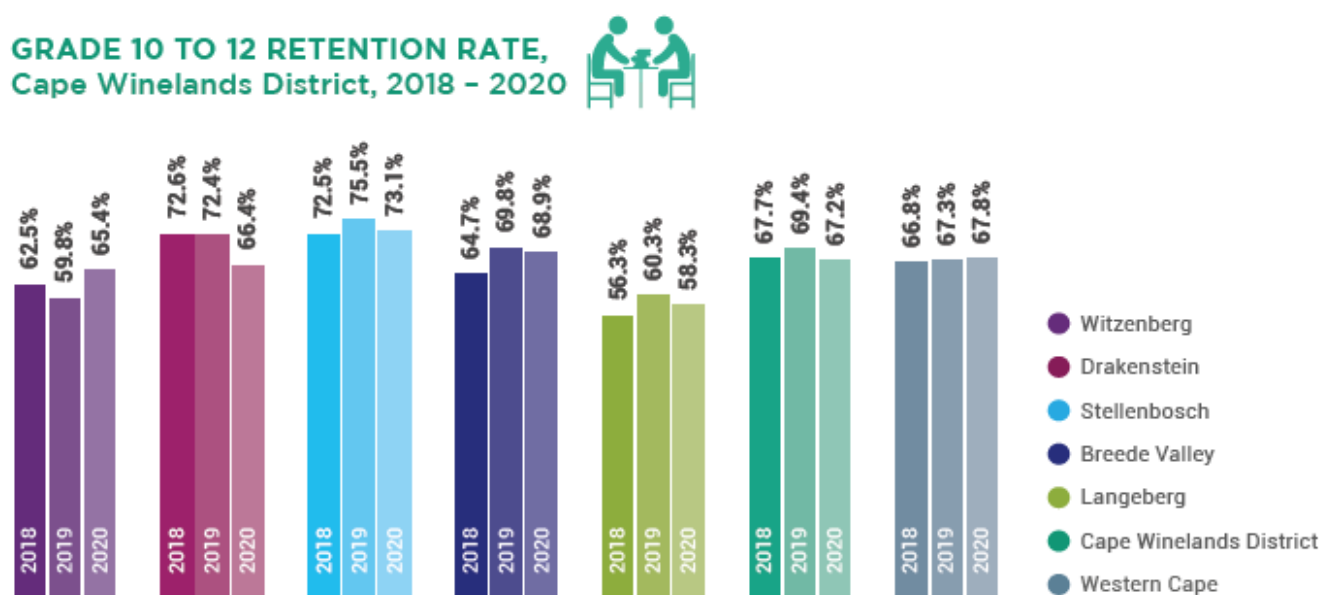
Learner-teacher ratios are indicative of the capacity of schools to accommodate more learners. Learner-teacher ratio upper limits of 40:1 in ordinary primary schools and 35:1 in ordinary high schools are set by the Department of Education.⁶⁹ Lower learner-teacher ratios are associated with more interaction between teachers and learners, which could contribute to better-quality education.⁷⁰

Figure 10.: BVM Learner-Teacher Ratio

2.4.4 Educational Outcomes & Levels of Education

Policy decisions and choices in the sphere of education play a critical role in determining the extent of future generation's ability to effectively participate and influence the future economic landscape and trajectory, as well as the extent in which poverty reduction plans can be realised. It is therefore a customary trend that a high correlation exists between education achievement levels and income potential and standard of living of residents in a particular geographic area. Municipalities particularly use the level of education attainment amongst its citizens to drive investment strategies, and to assess how to retain or expand the skills base and diversify businesses that invest in the area.

The figures below indicate the grade 10 - 12 retention rates, as well as the matric pass rates respectively. The Breede Valley municipal area recorded the second highest Grade 10 to 12 retention rate in 2020 (68.9%). However, this is relatively weaker in comparison to the 2019 retention rate (69.8%). A lower retention rate may result in greater socio-economic ills and challenges, particularly if these individuals are unable to become economically active. Therefore, local challenges that result in learners leaving school before Grade 12 need to be assessed, especially considering that most sectors require semi-skilled and skilled labour.



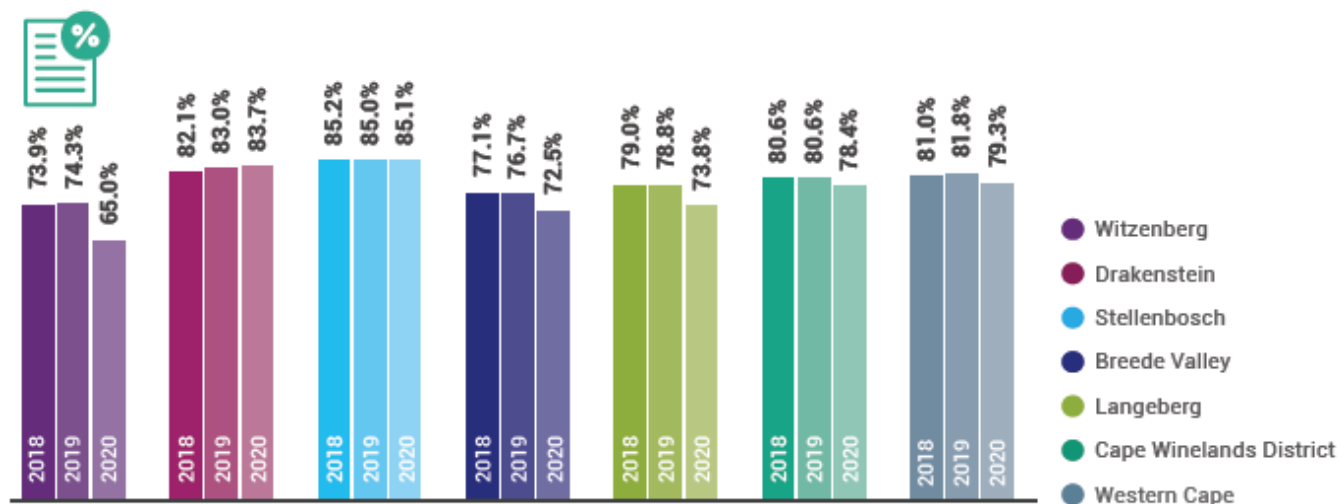
Source: Western Cape Education Department, 2021

The Grade 10 to 12 retention rate is determined by obtaining the proportion of Grade 12 learners in a particular year compared with the number of Grade 10 learners two years prior. This shows the proportion of students who progressed to Grade 12, compared with those enrolled in Grade 10 two years before.

Figure 11.: Grade 10 to 12 Retention Rate, Cape Winelands District, 2018 - 2020

The Breede Valley municipal area experienced a significant decline in the Grade 12 pass rate between 2018 (77.1%) and 2020 (72.5%), declining by 4.6 percentage points. More concerning, is the rapid decline in the Grade 12 pass rate between 2019 (76.7%) and 2020 (72.5%). Declining retention- and matric pass rates can be ascribed to an array of socio-economic factors which include (amongst others) high levels of unemployment, poverty, indigent households, households with no/very low income and teenage pregnancies. The declining Grade 12 pass rate should be a cause for concern, as it will adversely affect the future local labour market and may further exacerbate the triple threat (poverty, unemployment and inequality) already prevalent and rife within the municipal area.

MATRIC PASS RATE, Cape Winelands District, 2018 - 2020



Source: Western Cape Education Department, 2021

Figure 12.: Matric Pass Rate, Cape Winelands District, 2018 - 2020

The majority of people in the Breede Valley has had some level of secondary schooling (42,8%), followed by people who completed secondary schooling (26,7%). Only 9,5% of people residing in Breede Valley achieved a tertiary education qualification. This observation has massive implications for education planning, as the majority of initiatives would have to be focused on artisanal training at TVET Colleges, internships and on-the-job skills training. The low tertiary education attainment will impact on the region's ability to grow the knowledge economy in key economic sectors such as finance, business services and ICT.

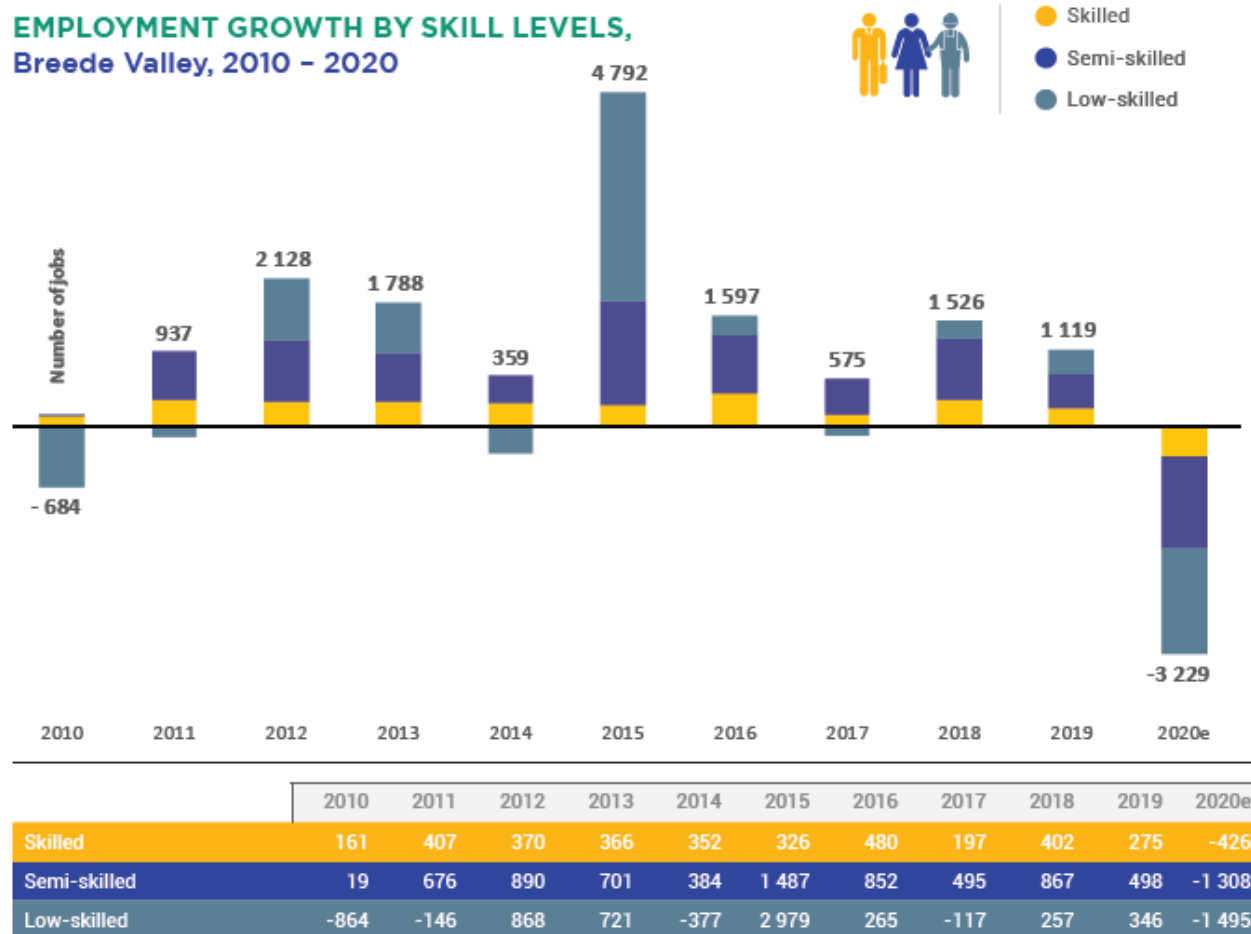
EDUCATION DYNAMICS – BREEDE VALLEY MUNICIPALITY		
Group	Education level (Number)	Percentage of total adult population
No schooling	3918	3,5
Some primary	12 734	11,5
Completed primary	6562	5,9
Some secondary	47374	42,8
Completed secondary	29521	26,7
Tertiary education	10473	9,5
Total	110 582	100

Table 5.: Education Levels in Breede Valley, 2016

There is a marked difference in the level of education between males and females in the tertiary education sphere. This observation can be explained by the historic disparity to educational access that has existed between males and females. Males account for 28,8% and 59,5% of graduates and postgraduates respectively. On the other hand, females comprise 71,2% and 40,5% of graduates and postgraduates, respectively.

2.4.5 Skills Analysis

The figure below depicts changes in employment by skill levels that occurred between 2010 and 2019, as well as estimates for 2020, in the Breede Valley municipal area.



Source: Quantec Research, 2021 (e denotes estimate)

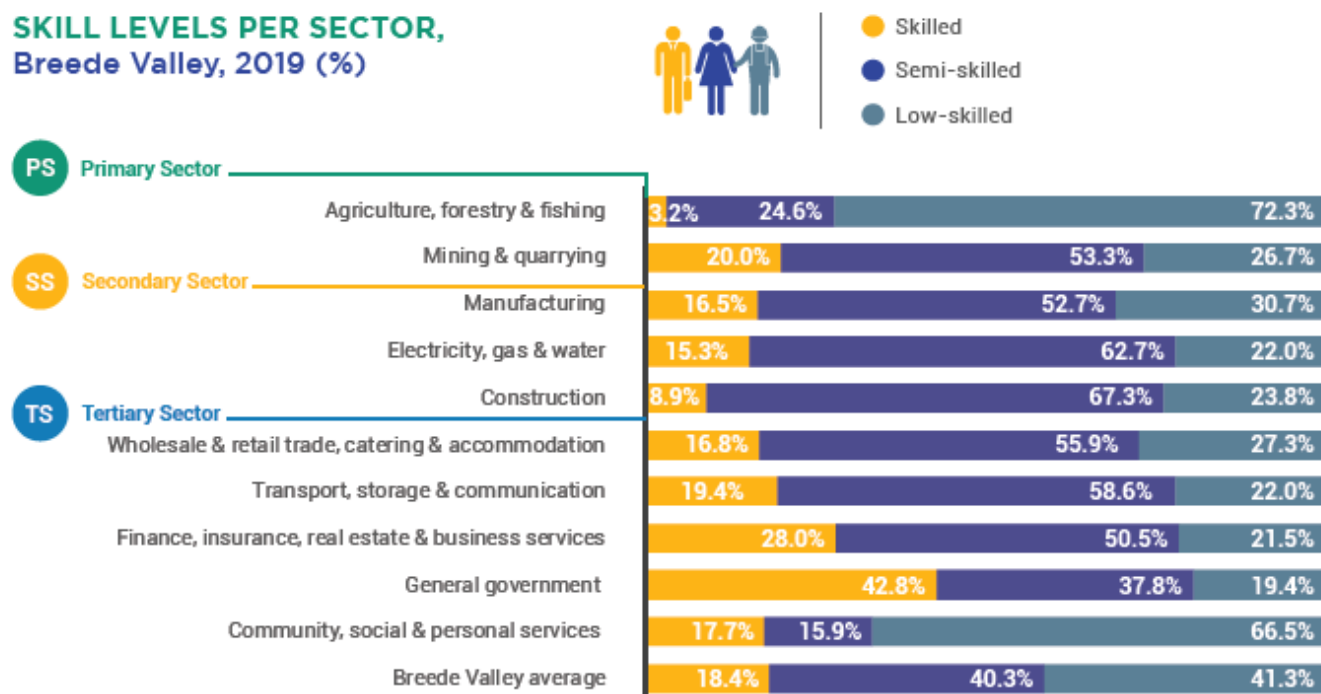
Figure 13.: Employment Growth by Skills Levels, Breede Valley, 2010 - 2020

The 2008/09 global financial crisis was still impacting the municipal area in 2010. Despite an improvement in employment opportunities for semi-skilled and skilled workers in 2011, low-skilled workers continued to experience job losses during the year. In 2012, job growth remained on the rise, with 2 128 new jobs added during the year. Employment growth decreased to 1 788 jobs in 2013 and 359 jobs in 2014. The loss of 377 jobs for low-skilled labour was the main reason for

the considerable drop in the number of new opportunities in 2014. Positively, 2015 saw the biggest employment creation during the period (4 792 jobs), the majority of which were for low-skilled workers.

The estimated number of job losses because of the impact of COVID-19 in 2020 was 3 229 formal jobs. Most jobs were lost in the low-skilled and semi-skilled workforce, while 426 jobs were lost for skilled workers. Given that employment often lags economic growth, it is anticipated that despite the GDP growth forecast for 2021 and 2022, employment will not recover in the short term, which will have a significant impact on poverty in the local municipal area.

SKILL LEVELS PER SECTOR, Breede Valley, 2019 (%)



Source: Quantec Research, 2021

Figure 14.: Skills Level per Sector, Breede Valley, 2019 (%)

Employment in the Breede Valley municipal area consisted predominantly of low-skilled (41.3%) and semi-skilled (40.3%) workers in 2019. Only 18.4% of the region's workers were classified as skilled.

A significant proportion of workers in the agriculture sector (72.3%) and the community services sector (66.5%) were classified as low-skilled. Semi-skilled workers were most prevalent in the construction sector (67.3%), as well as the electricity, gas and water sector (62.7%). Most sectors in the region had a significant number of semi-skilled workers. The general government sector had the highest proportion of skilled workers (42.8 %) and the finance sector also absorbed a significant amount of skilled labour (28.0 %)

2.5 HEALTH

Health is a major factor contributing to the general quality of life. Good health and well-being is the third Sustainable Development Goal. Monitoring public health facilities as well as a variety of factors as such as diseases like HIV and TB as well as general health issues such as maternal health, affects communities directly. This socio-economic profile provides the basic statistics concerning these issues, focussing on the public health facilities.

All citizens' access to healthcare services are directly affected by the number and spread of facilities within their geographical reach. South Africa's healthcare system is geared in such a way that people have to move from primary, with a referral system, to secondary and tertiary levels.

2.5.1 Public Health Facilities

All citizens' right to access to healthcare services are directly affected by the number and spread of facilities within their geographical reach. South Africa's healthcare system is geared in such a way that people have to move from primary, with a referral system, to secondary and tertiary levels. In terms of healthcare facilities Breede Valley had 17 primary healthcare clinics (PHC) in 2020, which comprises of 6 fixed and 9 mobile clinics. In addition, there are also 1 community day centre, 1 regional hospital as well as 11 ART clinics/sites and 19 TB treatment clinics/sites.

Access to emergency medical services is critical for rural citizens due to rural distances between towns and health facilities being much greater than in the urban areas. Combined with the relatively lower population per square kilometre in rural areas, ambulance coverage is greater in rural areas in order to maintain adequate coverage for rural communities. Provision of more operational ambulances can provide greater coverage of emergency medical services. Breede Valley has 2 ambulances per 10 000 inhabitants in 2020 which is below the district average of 2.4 ambulances per 10 000 people. It is worth noting that this number only refers to Provincial ambulances and excludes all private service providers.

Area	PHC Clinics		Community Health Centres	Community Day Centres	Hospitals		Treatment Sites	
	Fixed	Non-fixed			District	Regional	ART Clinics	TB Clinics
Breede Valley	6	9	0	1	0	1	11	19
Cape Winelands District	39	33	0	5	4	2	49	100

Source: Western Cape, Breede Valley Socio-Economic Profile, 2021

Table 6.: BVM Public Health Facilities

2.5.2 HIV/Aids Management

HIV/AIDS management is crucial given its implications for the labour force and the demand for healthcare services. The total number of registered patients receiving ARTs in the Breede Valley municipal area increased from 5 890 patients in 2019 to 6 346 patients in 2020 (increase of 456 patients). The 6 346 patients receiving antiretroviral treatment are treated at 11 ART

clinics or treatment sites. However, the number of patients decreased across the District during the same reference period. In addition, the number of new antiretroviral patients decreased from 846 in 2019/20 to 781 in 2020/21.

Area	Registered patients receiving ART		Number of new ART patients	
	2019/20	2020/21	2019/20	2020/21
Breede Valley	5 890	6 346	846	781
Cape Winelands	32 366	32 949	3 434	2 825

Source: Western Cape, Breede Valley Socio-Economic Profile, 2021

Table 7.: Art Patient Loads in BVM

2.5.3 Tuberculosis Statistics

The number of TB patients in the Breede Valley municipal area increased slightly from 1 738 in 2018/19 to 1 885 in 2019/20. The numbers however decreased substantially to 1 437 in 2020/21. The TB patients are treated in 19 TB clinics or treatment sites within the municipal area.

Area	Number of TB patients		
	2018/19	2019/20	2020/21
Breede Valley	1 738	1 885	1 437
Cape Winelands	7 000	7 285	5 409

Source: Western Cape, Breede Valley Socio-Economic Profile, 2021

Table 8.: Number of TB Patients in BVM

2.5.4 Child Health

The United Nations Sustainable Development Goals aims by 2030 to end preventable deaths of new-borns and children under 5 years of age, with all countries aiming to reduce neonatal mortality to at least as low as 12 per 1 000 live births and under-5 mortality to at least as low as 25 per 1 000 live births (Source: UN SDG's).

- Immunisation: protects both adults and children against preventable infectious diseases. Low immunisation rates speak to the need for parents to understand the critical importance of immunisation, as well as the need to encourage parents to have their young children immunised. The immunisation rates in the Breede Valley municipal area has decreased from 69.7% in 2019 to 58.2% in 2020.
- Malnourishment: refers to the condition whereby an individual does not receive adequate amounts or receives excessive amounts of nutrients. The number of malnourished children under five years (per 100 000) in the Breede Valley municipal area decreased from 6.3 in 2019 to 1.6 in 2020.

- Neonatal period: the first 28 days of life represent the most vulnerable time for a child's survival. The neonatal mortality rate (NMR) (per 1 000 live births) in the Breede Valley municipal area worsened from 11.5 in 2019 to 20.1 in 2020. A worsening in the NMR may indicate deterioration in new-born health outcomes, or it may indicate an improvement in the reporting of neonatal deaths.

Low birth weight percentage refers to the % of all babies born in facility that weighed less than 2 500g. Low birth weight is associated with a range of both short- and long-term consequences. The low birth weight indicator for Breede Valley remained relatively constant shifting from 19.5 in 2019 to 19.7 in 2020.

Area	Immunisation Rate		Malnutrition		Neonatal Mortality Rate		Low birth weight	
	2019	2020	2019	2020	2019	2020	2019	2020
Breede Valley	69.7	58.2	6.3	1.6	11.5	20.1	19.5	19.7
Cape Winelands District	63.1	60.6	3.3	1.8	7.9	10.7	15.1	15.5

Source: Western Cape, Breede Valley Socio-Economic Profile, 2021

Table 9.: Child Health within BVM

2.5.5 Maternal Health

The maternal mortality rate (deaths per 100 000 live births) in the Breede Valley has risen sharply significantly from 84.2 in 2019 to 184.7 in 2020. The delivery rate to women under 19 years of age decreased from 14.5% in 2019 to 13.1% in 2020. The termination of pregnancy rate in Breede Valley reflects a marginal decline from 1.2% in 2019 to 1.1% in 2020.

Area	Maternal Mortality Rate		Delivery Rate to Women under 19 years		Termination of Pregnancy Rate	
	2019	2020	2019	2020	2019	2020
Breede Valley	84.2	184.7	14.5	13.1	1.2	1.1
Cape Winelands District	42.7	118.3	15.1	13.6	0.8	0.7

Source: Western Cape, Breede Valley Socio-Economic Profile, 2021

Table 10.: Maternal Health in BVM

2.6 SAFETY AND SECURITY

High crime levels continue to threaten the social stability of societies throughout South Africa. This phenomenon poses a significant dilemma for governments, civil institutions and societies responsible for eradicating and mitigating these social ills. The statistics depicted below, provides insight into the level of criminal activity prevalent within the Breede Valley Municipality during the period under review. Although responding to instances of criminal activity is not the primary mandate of the municipality, it still occupies an important role to facilitate, coordinate and underpin activities that will ultimately contribute towards a positive reduction in these statistics.

Murder: Within the Breede Valley municipal area, the number of murders increased from 62 in 2019/20 to 77 in 2020/21. The murder rate (per 100 000 people) increased from 128 in 2019/20 to 157 in 2020/21, while the murder rate for the CWD decreased from 161 in 2019/20 to 145 in 2020/21.

Sexual Offences: In 2020/21, there were 85 sexual offences in the Breede Valley, having reduced from 129 cases in 2019/20. The incidence of sexual offences (per 100 000 people) in Breede Valley (174) was significantly lower than that of the District (298) in 2020/21.

Drug-Related Crime: The incidence of drug-related offences in the Breede Valley area decreased from 1367 in 2019/20 to 1258 in 2020/21. This translates into a rate of 2563 per 100 000 people in 2020/21, which is above the District's 2117 for the same period.

Driving under the influence: The number of cases of driving under the influence of alcohol or drugs in the Breede Valley municipal area decreased by 183 from 231 in 2019/20 to 48 in 2020/21. This translates to a rate of 97 per 100 000 people 2020/21, which is below that of the District's rate of 169 in 2020/21.

Residential Burglaries: Residential burglary cases within the Breede Valley municipal area also decreased from 825 in 2019/20 to 730 in 2020/21. When considering the rate per 100 000 people in the Breede Valley municipal area (1 487) in 2020/21, the District's rate of 1 800 is notably higher.

Road User Fatalities: According to a recent study, the majority of road fatalities in Africa fall within the working age cohort - between the ages of 15 – 64 years – whilst three out of four fatalities were found to be male (Peden et al., 2013). The untimely death of these primary breadwinners therefore impacts directly upon the livelihood of family structures. In addition, it deprives society of active economic participants that contribute towards growth and development. The socio-economic impact of such road fatalities has proven to be particularly devastating in South Africa where the majority of road users hail from poor and vulnerable communities. As seen in the table below, a total of 75 road users died within the Breede Valley municipal area in 2020/21, a increase of 8 from 67 deaths reported in the previous year.

Safety and Security		2018/19		2019/20		2020/21	
		Cape Winelands District	Breede Valley	Cape Winelands District	Breede Valley	Cape Winelands District	Breede Valley
Murder	Actual Number	356	71	398	62	365	77
	Per 100 000	148	150	161	128	145	157
Sexual Offences	Actual Number	885	104	969	129	752	85
	Per 100 000	368	220	393	268	298	174
Drug-Related Offences	Actual Number	11 181	2 556	7 864	1 367	5 337	1 258
	Per 100 000	4 648	5 397	3 190	2 833	2 117	2 563
Driving Under the Influence	Actual Number	953	183	944	231	427	48
	Per 100 000	396	386	383	479	169	97
Residential Burglaries	Actual Number	5 776	865	5 518	825	4 537	730
	Per 100 000	2 401	1 826	2 239	1 709	1 800	1 487
Road User Fatalities	Actual Number		79		67		75

Source: Western Cape, Breede Valley Socio-Economic Profile, 2021

Table 11.: Breede Valley - Safety & Security Statistics

2.7 HOUSEHOLD INCOME

Household income is an indicator of current poverty levels amongst citizens in a municipality, which has a direct influence on indigent household policies, poverty relief and tariff policies. It also provides information about the living standards prevalent in a particular community, for example whether it is predominantly poor, middle-income or a rich community.

The majority of households in Breede Valley (53,8 %) fall under the low-income brackets. This could indicate that an increasing number of households find it difficult to survive and will ultimately become dependent on social assistance in the form of social grants in the absence of targeted sustainable employment creation programmes. This observation will also have a significant impact on the Breede Valley Municipality's indigent policies, ultimately impacting on the rates and tariffs structure.

<i>Income level</i>	<i>Cape Winelands District</i>	<i>Breede Valley</i>	<i>Income Classification</i>
No income	13.1	12.0	Low Income
R1 - R6 314	1.9	1.7	
R6 315 - R12 628	3.5	3.1	
R12 629 - R25 257	13.4	15.2	
R25 258 - R50 514	20.1	21.8	
Subtotal	59.1	53.8	
R50 515 - R101 028	18.4	18.6	Middle Income
R101 029 - R202 055	12.3	12.7	
R202 056 - R404 111	8.8	8.5	
Subtotal	39.5	39.8	
R404 112 - R808 221	5.7	4.7	High Income
R808 222- R1 616 442	2.0	1.0	
R1 616 444- R3 232 885	0.5	0.3	
R3 232 886+	0.4	0.3	
Subtotal	8.6	6.4	

Source: Quantec Research, 2018

Table 12.: *Percentage of Households per Income Bracket in CWD, 2017*

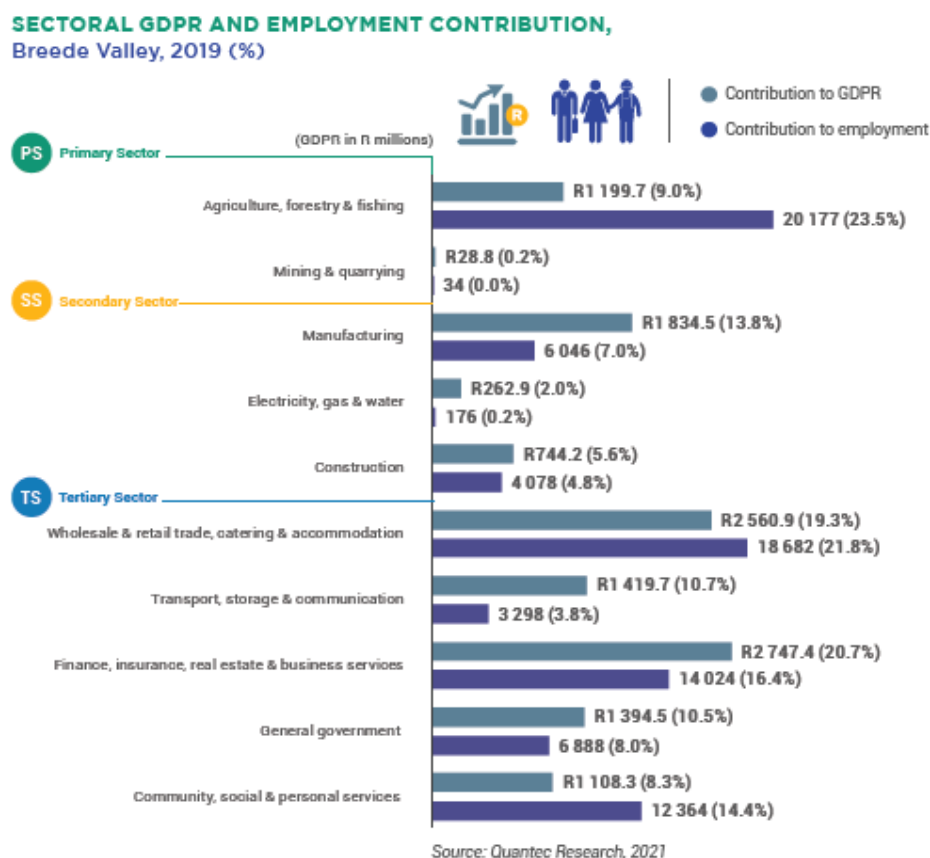
Notably, income inequality intensified in Breede Valley between 2014 and 2020 with an increase in the Gini coefficient from 0.576 in 2014 to 0.611 in 2020. This inequality in income indicates that economic growth (or any form thereof) is not benefiting everyone or equally spread throughout the municipal area, hence, greater efforts (across all sectors and facets of society) must be employed to build a more inclusive local economy.

2.8 Breede Valley GDP and Employment Performance per Sector

The finance, insurance, real estate and business services sector is the leading contributor to the Breede Valley municipal area's economy. In 2019, the finance, insurance, real estate and business services sector accounted for 20.7% of the region's total GDP, followed by the wholesale and retail trade, catering and accommodation sector (19.3%). Another significant contributor to GDP in the region is the manufacturing sector, which contributed 13.8% to GDP in 2019.

The agriculture, forestry and fishing sector is the leading contributor to employment in the Breede Valley municipal area. Despite only contributing 9% to GDP in the region in 2019, the agriculture, forestry and fishing sector accounted for 23.5% of the region's total employment. This reflects the labour-intensive nature of this sector. Conversely, the manufacturing sector, which is the third largest contributor to GDP, only contributed 7% to employment in 2019. This is indicative of the capital-intensive nature of the manufacturing sector. The wholesale and retail trade, catering and accommodation sector is another

major contributor to the Breede Valley municipal area's employment. In 2019, 21.8% of all employment in the region was in the wholesale and retail trade, catering and accommodation sector.



Source: Western Cape, Municipal Economic Review & Outlook, 2021

Figure 15.: Sectoral GDP and Employment Contribution, Breede Valley, 2019 (%)


In 2019, the Breede Valley municipal area's tertiary sector was valued at R9.2 billion, which was 69.5% of the region's total GDP during the year. Between 2015 and 2019, the tertiary sector experienced an annual average growth rate of 2.1%, which was largely driven by the significant average growth rate of 4.4% per annum in the finance sector. The primary sector, which is mainly driven by the agriculture sector, experienced an average annual contraction of 3.9% between 2015 and 2019. The poor performance in this sector could be the result of droughts experienced across the Province. Despite the construction sector's positive growth between 2015 and 2019, the secondary sector only grew at a marginal annual rate of 0.6%. This can be attributed to the manufacturing sector's low growth of 0.7% and the electricity, gas and water sector's average annual contraction of 2.9%.

The economy in the municipal area created an average of 1 917 jobs annually between 2015 and 2019. The tertiary sector was the leading contributor, with 646 annual jobs created in the trade sector. The agriculture sector created 365 jobs annually in the municipal area.

The COVID-19 pandemic had a significant negative impact on most sectors in the Breede Valley municipal area. Sectors such as the trade sector and the manufacturing sector contracted by 9.8% and 9.0% respectively. The decline in tourist activities as a result of travel restrictions had a significant negative impact on many local businesses in the municipal area. The assumed business closures and job losses as a result of the weak economy will influence the revenue-collection ability of the local municipality. The agriculture sector had an increase of 11.2% in 2020, which can be attributed to the improved weather conditions in the region and overall higher commodity prices experienced. The sector was also allowed to operate under the level five lockdown in 2020. The general government sector contracted less compared with other sectors (1.0%) owing to the fact that it played an integral role in managing the spread of COVID-19. However, the sector also experienced significant challenges, particularly at a local municipal level. Income loss and reprioritisation of budgets affected infrastructure projects, while necessary goods and services were unavailable at times.

The municipal area had a significant reduction in employment, with an estimated 4 706 jobs being shed in 2020. The majority of jobs lost were in the tertiary sector (2 953 jobs). The trade sector shed 1 180 jobs, followed by the community services sector with 1 139 jobs. Despite the positive growth of the agriculture sector, 848 jobs were lost in the same year. Some of the job losses in the municipal area were as a result of the closure of businesses, for example Hextex and PA Venter furniture manufacturers. Many businesses also had to reduce their number of staff.

GDPR AND EMPLOYMENT PERFORMANCE PER SECTOR, Breede Valley

		GDPR		Employment	
SECTOR		Trend 2015 – 2019	Real GDPR growth 2020e	Average annual change 2015 – 2019	Net change 2020e
PS	Primary Sector	-3.9%	10.6%	364	-851
	Agriculture, forestry & fishing	-3.9%	11.2%	365	-848
	Mining & quarrying	-0.3%	-18.6%	-1	-3
SS	Secondary Sector	0.6%	-11.5%	142	-902
	Manufacturing	0.7%	-9.0%	52	-399
	Electricity, gas & water	-2.9%	-8.4%	-1	-7
	Construction	1.6%	-19.9%	91	-496
TS	Tertiary Sector	2.1%	-5.5%	1 412	-2 953
	Wholesale & retail trade, catering & accommodation	1.8%	-9.8%	646	-1 180
	Transport, storage & communication	0.8%	-15.2%	86	-118
	Finance, insurance, real estate & business services	4.4%	-1.7%	538	-531
	General government	-1.0%	-1.0%	-71	15
	Community, social & personal services	1.1%	-2.5%	214	-1 139
	Total Breede Valley	1.0%	-4.9%	1 917	-4 706

Source: Quantec Research, 2021 (e denotes estimate)

Source: Western Cape, Municipal Economic Review & Outlook, 2021 (e denotes estimate)

Figure 16.: GDPR and Employment Performance per Sector, Breede Valley, 2019

PART 1: LEGISLATIVE FRAMEWORK

PART 2: SOCIO-ECONOMIC & DEMOGRAPHIC PROFILE

PART 3: MUNICIPAL SITUATIONAL ANALYSIS

PART 4: STRATEGIC FRAMEWORK

PART 5: UNPACKING THE STRATEGIC PILLARS

PART 6: RESOURCING THE PLAN

PART 7: INTERGOVERNMENTAL COOPERATION

PART 8: MEASURING PERFORMANCE



BREED VALLEY
MUNICIPALITY • MUNISIPALITEIT • UMASIPALA

A caring valley of excellence

CHAPTER 3: MUNICIPAL SITUATIONAL ANALYSIS

A strategic planning week was held during March 2022 that involved Councillors, the Mayoral Committee, as well as the senior and middle management team of the municipality, to obtain input on:

- The vision and mission statements for the next five years
- Longer term objectives
- The current status of service delivery and operational standards and processes
- A comprehensive SWOT analysis
- Community needs and challenges identified by Councillors
- The service delivery requirements based on sectoral and other longer term strategic plans

The Council and management were introduced to strategy development, strategy integration and monitoring during the planning week. Each municipal department was tasked to complete their own SWOT analysis, to determine their objectives, to identify the actions required to ensure sustainable service delivery and to linked the needs to required resources.

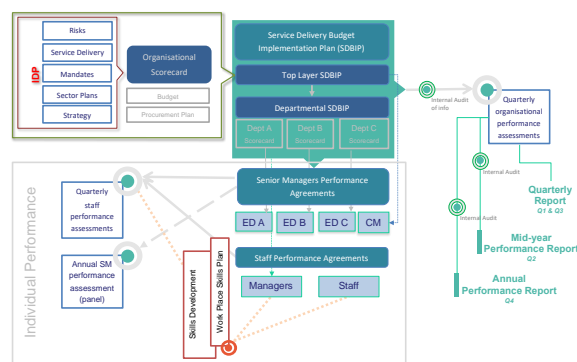
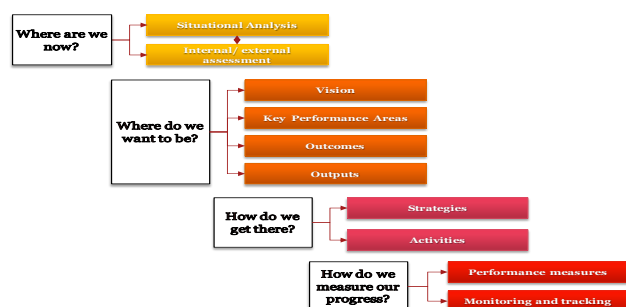
It was clear from the outcomes identified that prioritisation will be key to successful implementation as no municipality have all the resources to maintain and implement all the projects and simultaneously deliver all the services at acceptable standards.

This Chapter will highlight the inputs received during the planning week.

INTEGRATED DEVELOPMENT PLANNING

The Council and management team was introduced to the integrated development planning model and the integration thereof into the operational performance monitoring and measurement model. The diagram illustrates the process where:

- A situational analysis and internal/external assessment are done to determine current needs and service delivery standards. The requirements of the sectoral and other strategic plans to be integrated into the 5-year strategy were included in the situational analysis.



- The strategy for the next five years is formulated.
- The gaps between the outcomes required and the current situation are identified.
- The gaps are translated into activities and key performance indicators.

- Resources and timeframes are linked to the activities to ensure that it can be delivered.
- The activities are prioritised based on resources and available and the importance of the actions.
- The development of 5-year score card linked to budget and other resources such as staff and equipment, ensure that the required impact and outcomes are achieved.

Councillor contribution

The Breede Valley Municipality has during the 2017 – 2022 identified five critical development thrusts that formed the core strategic focus of the municipality during the five-year term (2017 – 2022). Since March 2020, the Covid-19 global pandemic has manifested and spread throughout South Africa, with devastating repercussions. As this phenomenon caught governments, industries and societies off guard, it required an immediate and collaborative response to ensure that the equilibrium of all segments of society were stabilised, underpinned and safeguarded. The recent war between Ukraine and Russia has a direct impact on the local economy. As a result, a sixth developmental challenge was presented from the municipality's perspective. It remains imperative to continuously reflect on the operational efficiency and the developmental challenge emanating from the pandemic and the war.

Council has decided to keep the six development thrusts and the contribution from the Councillors was grouped in terms of the developmental challenges as indicated below.

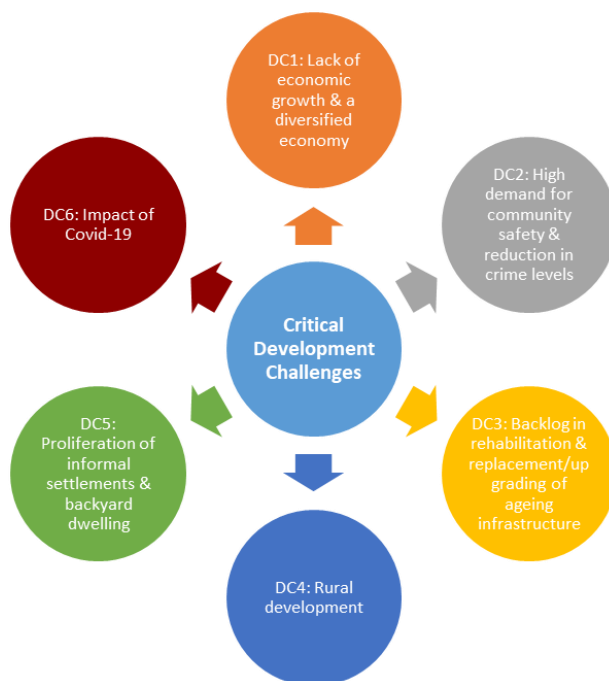


Figure 17.: Development Thrusts

Developmental Challenge 1: Lack of economic growth and a diversified economy

A particular serious problem in the Breede Valley is that of youth unemployment, with 13 859 youth currently out of work, which represents 20,2% of an economically-active population of 68 607.

Economists suggest that a local economic growth rate in excess of 6% is required in order to address unemployment levels and create sustainable employment opportunities. Breede Valley Municipality achieved an average economic growth rate of 3,9% during 2004 to 2015, which is slightly above the average growth rate of 3,6% recorded in the Cape Winelands district over the same period. The economy of the BVM is highly dependent on the agricultural industry, supplemented by a number of manufacturing companies integrated in the agricultural value chain. A critical challenge for Breede Valley is to diversify its local economy and create employment opportunities in identified growth sectors, specifically targeting the youth. In order to address this challenge, BVM needs to devise strategies to attract and possibly incentivise investment in the four major towns.

Councillor input:

DC1.1 – Economic development in all areas of the economy.

DC1.2 – Use of EPWP programmes to mitigate unemployment to some extent.

DC1.3 – Land audit of municipal and government owned land / properties to consider the sale or the utilisation thereof for economic development purposes.

DC1.4 – Skills development programmes, including the disabled.

DC1.5 – Youth development programmes, including learner licences and computer training.

DC1.6 – Establish an economic friendly environment for developing agriculture, tourism and manufacturing.

DC1.7 – Management and improvement of parking in the CBD areas

Developmental Challenge 2: High demand for community safety and reduction of crime levels

Breede Valley experienced high crime levels, especially burglaries at residential premises and drug-related crimes during the past few years. The operation of organised crime syndicates and gangsterism are two major contributing factors to high crime levels. High levels of gangsterism can be attributed to the following reasons:

- Close proximity of a large metropole, which presents a major target market for illicit goods trading.
- Criminals perceive Worcester as a safe haven, away from the city.
- Worcester has a favourable location off the N1 when goods need to be transported to inland markets.
- A high population density in rental flats and backyard dwelling present a favourable breeding ground for criminal activities.
- Broken homes, high levels of domestic violence, abuse, the lure of money and the yearning to belong to a family-like structure attracts vulnerable youth to criminal gangs.

Councillor input:

DC2.1 – High levels of crime should be addressed

DC2.2 – Safeguarding of municipal assets and improved security mechanisms

- DC2.3 – Theft of municipal infrastructure, such as drain covers, road signs, etc.
- DC2.3 – Cable theft to be addressed
- DC2.4 – Saver communities by means of improved law enforcement
- DC2.5 – Impact of new settlers and linked law enforcement
- DC2.6 – Prevention programmes for example gangsterism, substance abuse and gender violence
- DC2.7 – Focus on security at municipal premises

Developmental Challenge 3: Backlog in rehabilitation and replacement/upgrading of ageing infrastructure

The Breede Valley Municipality experiences a large number of sewer blockages and water pipe bursts per month. The number of breakdowns in the municipality's refuse compactors has a negative impact on consistent and quality service delivery in the area of refuse removal. There is furthermore insufficient bulk capacity for water at De Doorns, wastewater at Rawsonville and electricity at Worcester. A regular overload of the electrical network is experienced in Zwelethemba and Rolihlahla/Avian Park due to sharp increases in the population in these areas. This is just a few challenges that BVM experience with the ageing infrastructure network and the current backlogs which are extremely capital intensive to maintain, replace and or upgrade.

Councillor input:

- DC3.1 – Upgrading of electricity in rural areas to amongst others minimise fire hazards
- DC3.2 – Upgrading of sewerage network
- DC3.3 – Upgrading of the refuse removal network, service delivery standards and prevention of illegal dumping
- DC3.4 – Landfill site development that can also stimulate the economy
- DC3.5 – Upgrading of the water reticulation system
- DC3.6 – Upgrading of gravel roads
- DC3.7 – The management and improvement of bulk services, including the heightening of the dam wall
- DC3.8 – Consider the improvement of the road infrastructure and pavement network
- DC3.9 – Maintenance plans for the maintenance of existing infrastructure
- DC3.10 – Community involvement and responsibility programmes for maintenance of infrastructure

Developmental Challenge 4: Rural development

Breede Valley's rural areas are characterised by a lack of social and economic development. A high population of foreigners is found in rural areas, who often competes for limited resources, business and employment opportunities. A high incidence of unemployment, poverty and social problems are often associated with rural areas in the Breede Valley region. Employment opportunities are mainly seasonal by nature, which impacts on creating sustainable livelihoods in rural communities. The abuse of alcohol and drugs leads to the breakdown of the social fibre in rural communities, which often leads to a breakdown in the family structure and social cohesion.

Councillor input:

- DC4.1 – Establishment of sport grounds for community development
- DC4.2 – Identification of areas for ECD and playgrounds
- DC4.3 – Maintenance of sport– and playparks to educate children for a safer environment
- DC4.4 – Utilisation of community halls for after care classes, community meetings and SASSA visits
- DC4.5 – Improved access to libraries for communities, especially children
- DC4.6 – Establishment of infrastructure in rural areas to create dignity of our people

Community specific projects identified by Councillors:

- DC4.7 – Rebuild fire and ambulance station – De Doorns (Ward 4)
- DC4.8 – Develop community hall, clinic or hospital, sport grounds (Ward 4)
- DC4.9 – Tar Road for trucks to remove garbage to dumping site (Ward 4)
- DC4.10 – Consider community hall, recycling project and build outside toilets (Ward 9)
- DC4.11 – Upgrading of toilets and electricity (Ward 16)
- DC4.12 – Improvement of housing, streetlights and tar roads (Ward 16)
- DC4.13 – Consider community hall, playpark and open air gym, sport grounds for social events (Ward 19)
- DC4.14 – Trucks to remove garbage to dumping site (Ward 19)
- DC4.15 – Develop a multipurpose centre (Ward 20)
- DC4.16 – Upgrading of electricity in informal settlement, multi-purpose centre, upgrading of cricket field, outside toilets (ward 21)

Developmental Challenge 5: Proliferation of informal settlements/ backyard dwelling and high demand for housing

Breede Valley Municipality has a current backlog of XXXXX households. A lack of suitable and well-located land, ageing bulk infrastructure (stormwater, potable water, electricity, sewerage network), limited capital reserves, close proximity of available land to electricity installations or bulk infrastructure and flood-prone areas are major impediments to housing delivery in BVM.

The housing issue in Breede Valley is further compounded by a limited capacity of bulk supply electricity. Electricity infrastructure is under high strain in some areas due to an increase in the human population. Processes to identify and purchase suitable land for housing and the relocation of informal settlements are a lengthy process.

Councillor input:

- DC5.1 – Consider the long term impact of the Transhex housing project and develop action plan
- DC5.2 – Long term plans to develop infrastructure for housing and economic development (as per the spatial development framework)
- DC5.3 – Upgrading of existing rental stock

Developmental Challenge 6: COVID-19, Ukraine war and operational efficiency

Breede Valley Municipality has successfully implemented various measures during the past few years to mitigate the impact of COVID-19 on the operations and communities as far as possible. The recent Ukraine/Russia war and the continuation of further waves exert significant pressure on the vulnerable socio-economic landscape throughout all facets of society. In addition, it poses significant threats to the financial sustainability of municipalities. BVM is not immune to these pressures, and have noted the following direct and indirect developmental challenges:

- **Health Perspective:**
 - Continuous threat of reinfections and more waves of new infections throughout the locality.
 - Significant risks posed towards the mental health and well-being of society, that can have devastating consequences on the social as well as economic perspective of society.
 - Increased occurrences of complacency towards the pandemic and subsequent regulations, which significantly threatens the ability to control infection rates and keep it at a minimum.
- **Socio-Economic Perspective:**
 - Stagnant and slow economic recovery as many businesses continues to navigate towards post-Covid recovery. The business landscape has significantly changed many businesses did not survive the pandemic, resulting in permanent closure and subsequent retrenchments.
 - Impact of the war on the export of agricultural products and consequent job losses.
 - Impact of the rising fuel prices and the economy and the cost of household products.
 - Continuous threat to household sustainability (particularly the most vulnerable) due to potential retrenchments and/or loss of income.
- **Municipal Sustainability Perspective:**
 - Drop in demand for- and usage of trading services (i.e. water & electricity usage), particularly from bigger industrial and corporate clients due to challenging economic conditions.
 - Stagnant and or limited economic activity with limited revenue generation capabilities by the private sector, that will adversely impact municipal revenue generation and collection.
 - Significant pressure to collect revenue, thus threatening revenue projections imperative to promoting sustainability in service delivery aspects.
 - Service-delivery expectations will continue to rise which requires meticulous expenditure planning and resource allocation.
 - The requirements to adjust the municipal operational model to address the challenges and to enhance cost-efficiency and effectivity of municipal service delivery.

Councillor input:

DC6.1 – Improved internal and external communication

DC6.2 – Community participation model to involve communities with the prioritisation of key community projects and to create a clear understanding of municipal challenges and key activities.

DC6.3 – Implementation of the revenue enhancement programme.

DC6.4 – Upgrading of the municipal fleet to improve service delivery.

DC6.5 – Alignment of the municipal organisation with the strategy and needs identified to address inefficiencies.

DC6.6 – Establishment of accountability, responsibility and improved discipline within the administration.

DC6.7 – Establishment of a change management model to create a can do attitude, focus on economic growth and development and effective communication.

DC6.8 – Implementation of an effective performance management system on all staff levels.

The above development challenges and needs identified will be addressed during the development of the municipal strategy and 5-year scorecard.

SWOT ANALYSIS

A SWOT analysis of a municipality is an integral part of the strategic planning process because it provides a good all-around view of the municipality's current and forward-looking situation. The strengths (S) and weaknesses (W) sections provide a look at the municipality's current position. The opportunities (O) and threats (T) sections help Council to project possibilities and challenges going forward.

The Councillors and the municipal departments were tasked to prepare a SWOT analysis, of which the consolidated analysis is as follows:

Strengths	Weaknesses
<p><i>Strengths are any competitive advantage, skill, proficiency, experience, talent or other internal factor that improves the municipality's position to deliver services</i></p>	<p><i>These are the factors that reduce the municipality's ability to achieve its objectives</i></p>
<p>Good governance and administration – clean audits</p> <p>Financial stability and sustainability - sound financial status and management</p> <p>Own resources to deliver a sound municipal electricity infrastructure</p> <p>Water security and available resources</p> <p>Good traffic infrastructure</p> <p>Sufficient qualified engineers employed by the municipality</p> <p>Good libraries in municipal area that provide educational services as schools don't have libraries</p> <p>Good project management skills</p> <p>Skilled and experienced staff</p> <p>Well experienced oversight bodies - Diverse skills and knowledge</p> <p>Leadership and investment in human capital</p> <p>Stable political environment</p> <p>Spatial development framework</p> <p>Developing infrastructure</p> <p>Well established sport grounds, resorts, and swimming pools</p> <p>Five-year housing pipeline which should be regularly reviewed</p>	<p>Increase in indigent population/ unemployment</p> <p>Communication - Lack of proper communication with stakeholders / Reactive and proactive communication strategy / interdepartmental communication</p> <p>Lack of sufficient infrastructure maintenance – poor planning</p> <p>Maintenance and spending of capital budget - inadequate budget for service demands</p> <p>Poor safeguard of municipal infrastructure and assets/ under-serviced municipal areas</p> <p>Lack of integrated planning and collaboration/ inadequate future planning</p> <p>Misuse of tools of trade</p> <p>Lack of proper fleet management - fleet maintenance and shortage of fleet</p> <p>Lack of firefighting vehicles</p> <p>Lack of manpower to enforce by-laws</p> <p>Administration work in silos</p> <p>Limited written SOP's/ policies and outdated policies that needs revision</p> <p>Supervisors – insufficient level of competency</p> <p>High vacancy rate</p> <p>Low staff morale and poor succession planning</p> <p>Lack of accountability; time management; cooperation; consequence management and consequence management</p> <p>Organisation not fit for purpose and staff structure not effectively implemented</p> <p>Complaint framework and policy</p>

Opportunities

Opportunities are external factors that allow the municipality to grow and be more effective in service delivery and addressing the community's needs

Availability of land, water, and other bulk services to attract economic development opportunities

Locality future economic zone and diversified economy (Ideal location and key route connectivity)

Economic opportunities in tourism, agriculture and transport can be established

Opportunities in green economy/ investment in green energy

Community involvement and commitment to improve service delivery

EPWP to attract employment opportunities and skills development

EPWP to assist with law enforcement

Opportunity for external grant funding and investment - Engaging environment for investment opportunities

Opportunity for independent electricity generation

Development of infrastructure – water, sewage, roads and building facilities

Crime prevention programs / Law enforcement operations

Talent management opportunities to upskill employees and establish staff welfare

Expand useful life of assets with proper maintenance programmes

Investing in new technologies to improve service delivery – assist remotely

Spare capacity of resources

Improve communication applications to ensure transparency i.o.t uphold public image/ positive media coverage

Shared Services opportunities within CWDM to address gaps that cannot be addressed efficiently internally

Register libraries for toy libraries and get community involved in libraries

8 000 housing opportunities at Transhex

Threats

Threats are external obstacles that the municipality must overcome

COVID-19 – Health and security

Lack of burial space

Crime - theft or vandalism of infrastructure

Corruption at drivers' license testing centres

Substance abuse and gender violence

Diversity barrier

Land invasion/ squatting and illegal land occupation

Growth of informal settlements - Immigration/ influx of immigrants who are non-rate payers

Climate change/ water restrictions

Lack of social investment and development - lack of awareness and education programs

Poverty and increased unemployment/ increase indigent portfolio

Economic instability/ lack of economic development

High fuel prices

Unclear procurement legislation/ implementation of legislation or “red tape”

Lack of intergovernmental relations and political instability

Budgeting constraints

Repairs and maintenance of infrastructure backlog

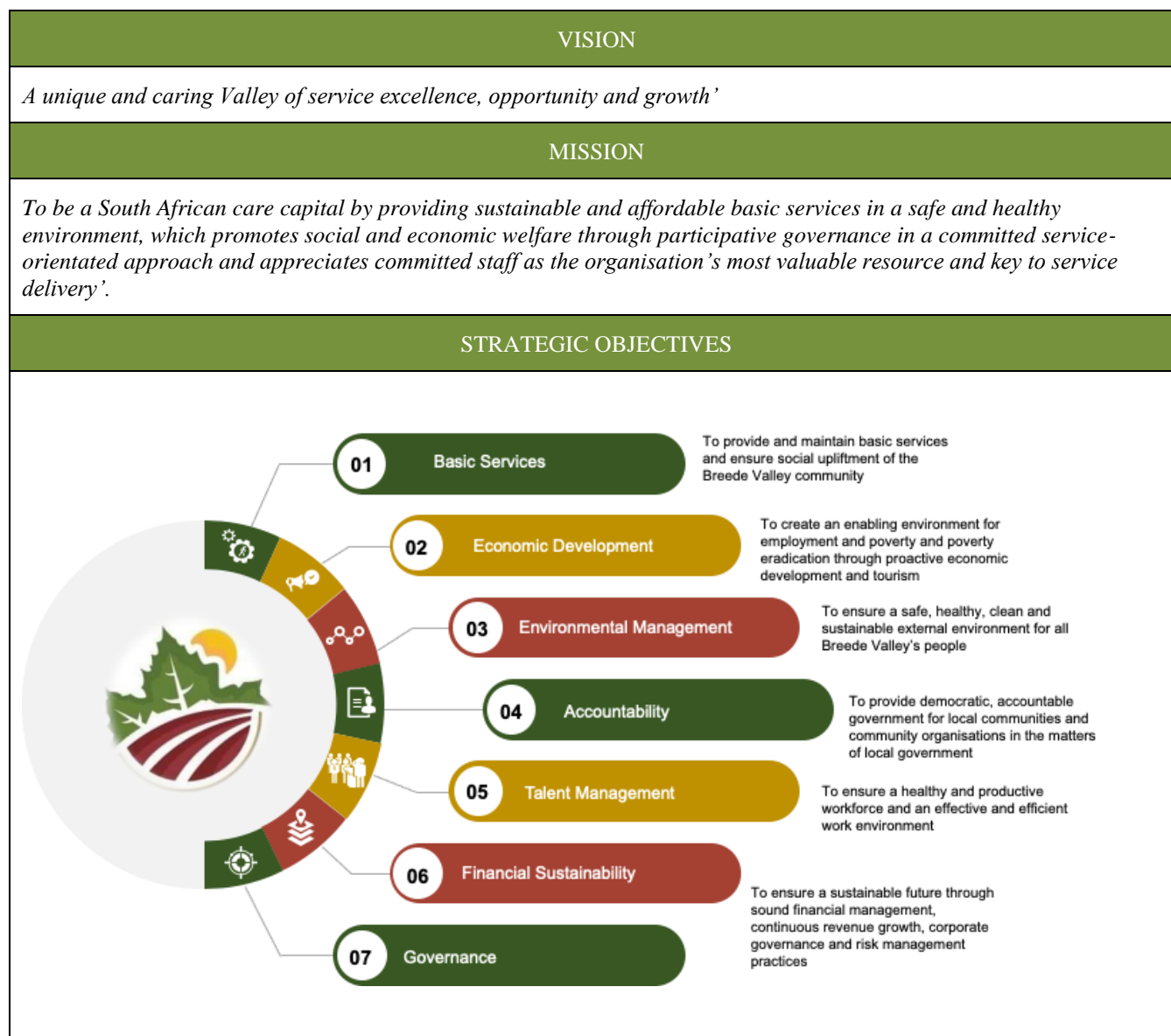
Load shedding - Interrupted electricity supply

Water provision at Touwsrivier and De Doorns

Service strikes

STRATEGY 2022 – 2027

Council has decided not to change their Vision and Mission statements.



STRATEGIC OBJECTIVES	OUTCOMES
To provide and maintain basic services and ensure social upliftment of the Breede Valley community	<ul style="list-style-type: none"> To set and maintain an acceptable standard of building activity in the Breede Valley To ensure the optimal use of land within a political, social, cultural, environmental and economic context To promote tourism and economic development and reduce unemployment and poverty in the municipal area

STRATEGIC OBJECTIVES	OUTCOMES
	<ul style="list-style-type: none"> • To maintain the structural and civil infrastructure (excluding electrical) and mechanical assets of the Breede Valley Municipality • To maintain the roads, sidewalks, kerbs and storm water systems to ensure safe vehicle and pedestrian movement • To remove and dispose all kinds of waste (other than medical and hazardous waste) • To maintain the water and sewer networks within the municipal area to ensure the distribution of water and the collection of sewerage • To maintain the vehicles (± 353) and plant (± 190) of the municipality to ensure an effective fleet of vehicles and plant • To maintain and supply a service to the public in terms of 260 public open spaces and parks, gardens, 9 sports fields, street trees and 11 cemeteries and to eradicate alien vegetation and perform a pest control service • To improve the solid waste service and maintain existing infrastructure • To maintain and clean the municipal commonage grounds • To provide all communities with quality water • To maintain and upgrade resorts and swimming pools • To maintain and improve the sewerage system • To compile, implement and project manage all capital works including the municipal infrastructure grant and regional infrastructure grant within the ambit of civil engineering • To ensure the continuous supply of basic electricity
To create an enabling environment for employment and poverty eradication through proactive economic development and tourism	To promote tourism and economic development and reduce unemployment and poverty in the municipal area
To ensure a safe, healthy, clean and sustainable external environment for all Breede Valley's people	<ul style="list-style-type: none"> • To enhance community safety and risk management • To execute traffic control and law enforcement activities

STRATEGIC OBJECTIVES	OUTCOMES
	<ul style="list-style-type: none"> • To address and manage the housing backlog in the municipal service area • To set and maintain an acceptable standard of building activity • To ensure the optimal use of land within a political, social, cultural, environmental and economic context • To remove and dispose of all kinds of waste (other than medical and hazardous waste)
To provide democratic, accountable government for local communities and community organisations in the matters of local government	A responsive and accountable, effective and efficient local government system
To ensure a healthy and productive workforce and an effective and efficient work environment	<ul style="list-style-type: none"> • To create a functional organisation that enables optimal performance by developing and retaining a skilled representative workforce • To perform independent audits to evaluate whether policies and processes are designed and operating effectively and provide recommendations for improvement • To manage the municipality to deliver services in terms of the legislative requirements • To align performance of the municipality to the strategy of council and continuously assess progress made and corrective action required • To implement and maintain processes to facilitate compliance with legislation and best practices
To ensure a sustainable future through sound financial management, continuous revenue growth, corporate governance and risk management practices	<ul style="list-style-type: none"> • To procure goods and services in time to the end user • Broaden and improve the revenue base • Assure a sustainable future through sound financial management

DEPARTMENTAL RESPONSES

The following responses obtained during the planning week will ensure that the strategic objectives will be achieved during the five-year period:

To provide and maintain basic services and ensure social upliftment of the Breede Valley community

Deploy technology such as IOT, ERP, Drones, to enable service delivery

Update the WSDP for next 5 years (2023-2027)

Update the Water Master Plan for next 5 years (2023-2027)

Update the Water Conservation & Demand Management Plan

Complete the Rawsonville Sewer Project

Complete the Worcester Sewer Project (Zweletemba/Avian Park/Roodewal/Riverview)

Complete the Rawsonville Sewer Project (Construction ± 2 years)

Complete the Worcester Sewer Project (Construction ± 5 years)

Redefine of Pressure Zones and Pressure Management

Increase pro-active maintenance

Implement the Maintenance Tender (Pipe Replacement & Cleaning)

Water Reticulation Network

Ensure master planning and up keeping of infrastructure needs.

Ensure that departmental key performance areas are well defined, defined met and reported.

Ensure that risk analysis and mitigation are implemented to identify threats and weaknesses in order to improve service delivery.

Ensure that all capital Projects of the department (Water Reticulation) are implemented Successfully.

Ensure proper human resources management for projects.

Ensure effective service delivery to meet Municipal objectives.

Ensure optimum use of municipal resources.

Ensure that planned activities are completed as agreed and according to standard.

Ensure sound financial management of the section for the capital budget and operational budget implementation and control

Sewer Reticulation Network

To provide and maintain basic services and ensure social upliftment of the Breede Valley community

Ensure master planning and up keeping of infrastructure needs.

Ensure that departmental key performance areas are well defined, defined met and reported.

Ensure that risk analysis and mitigation are implemented to identify threats and weaknesses in order to improve service delivery.

Ensure that all capital Projects of the department (Sewer Reticulation) are implemented Successfully.

Ensure proper human resources management for projects.

Ensure effective service delivery to meet Municipal objectives.

Ensure optimum use of municipal resources.

Ensure that planned activities are completed as agreed and according to standard.

Ensure sound financial management of the section for the capital budget and operational budget implementation and control

Electricity: Improve scheduled maintenance planning up to 80%

Implementing tenders/RFQs for additional contractors.

Spend minimum of 90% of budget allocation for maintenance.

Additional resources for scheduled maintenance planning.

Implement changes on the electrical infrastructure:

Electrification of Transhex phase 1.1 (190 units)

Altona Development project install additional cables and substation.

Refurbishment of substations within the area.

Installation of additional Lighting within informal areas.

Replacement of aging infrastructure within Touwsrivier, De Doorns & Worcester.

Maintenance and services of existing transformers, miniature substations, and ring main units.

Maintenance and replacement of metering equipment.

Electricity: Improve performance within the department (achieving 90% of Customer Service Charter)

Standardize operations by implementing SOP's.

Implement record keeping system in terms of inspection and maintenance sheets.

Additional requirement for EPWPs.

To provide and maintain basic services and ensure social upliftment of the Breede Valley community

Replace aged tools, vehicles, and plant within Electrical Department.

Procurement of the machinery and equipment in support of maintenance activities

To create an enabling environment for employment and poverty eradication through proactive economic development and tourism

Economic Development and growth

Formalization of informal trading areas in PDA's

Confirm information of land audit and compare with community needs

Prioritise alienation / lease of available properties

Construct world class trading zones.

Deploy technology such as IOT, ERP, Drones, to enable service delivery

Dispose of strategically identified land for business and industrial development

Approve Investment Incentive Policy

Provide increased funding and resources to LTO model and measure tourism growth

Establish, register & implement PPP's and other optimal legal entities for maximum economic value of assets.

Implement Customer Service Charter

Establish internal Red-tape reduction practical committee to propose red-tape reduction solutions

Develop a Touwsrivier Town Regeneration Strategy in partnership with Provincial and National State departments

Draft and implement a community Social compact strategy.

Draft and implement Bylaw to protect Strategic assets.

Have dedicated youth programmes inculcating positive value systems

IPP – Self generation / Off the grid Bylaw and Policies / availability charges

Develop own electricity generation internal capacity and by form IPP's.

Position tourism as a key enabler of economic growth

Establish, register & implement PPP's and other optimal legal entities for maximum economic value of assets.

Develop a Touws River Town Regeneration Strategy in partnership with Provincial and National State departments

Housing

To create an enabling environment for employment and poverty eradication through proactive economic development and tourism

Development of the Human Settlement Plan (HSP)

Review of the Housing Administration Policy

Ensure that the waiting list is update on a regular basis

Review the Housing Pipeline on a regular basis

Ensure that owner transfer are done speedily

Monitor the Implementing Agent and ensure that Housing projects are done within the time frame

Improve the Housing service offices in the Towns and taking the housing office to the smaller towns

Community Development

Liaison with all Provincial and National department

Ensure that Early Development centres are getting the necessary support

Make sure that the youth are involve in opportunities

Effective management of the Thusong Centre

Regular update of the Community development plan

Support NGO with programmes

Implement Programme in the communities

Ensure a working relationship with Councillors and Ward committees

Actively being involve in the communities and assist with programme to support the different needs of the community

Draft and implement a community Social compact strategy.

Draft and implement Bylaw to protect Strategic assets.

Have dedicated youth programmes inculcating positive value systems

Libraries

Outreached programmes to the Old age homes, schools, pre schools

Promote reading culture within the Breede Valley Municipal Area

Make the libraries a place for the community to come read in place and enjoyment

Opening libraries in all communities and on farms

To ensure a safe, healthy, clean and sustainable external environment for all Breede Valley's people

Community Development

Establishment of youth forums in all towns

Review the Youth Development Policy for BVM

Youth Skills Development = assessment and training programme

Substance Abuse awareness programmes

Design programme for Youth Focal Units/ Youth Cafe

Youth Development Through Sport

Youth Development Summit

Community Safety Forum and implement programmes

Implement CCTV Cameras project

Conduct Community Safety Summit

Early Childhood Development policy and programme implementation

Develop and implement food security strategy

Establish sport forums in all towns

Arrange sport coaching clinics

Host the Mayoral cup sport tournament

Host the Sport Sector summit

Community Development: Design a Community Based Organisation database

Arrange a community development summit

Draft a street children vagrants programme, policy and 5 year strategy

Conduct the community profiling and mapping project

Gender and Disabled Sector Summit

Host the Breede Valley Arts and Culture Festival

Establishment of Satellite Centres in all towns

Sport grounds, swimming pools and resorts

Develop a 5 Year Implementation plan of the Sport Facilities Master Plan

To ensure a safe, healthy, clean and sustainable external environment for all Breede Valley's people

Develop a long-term maintenance plan for all amenities

Develop new sport grounds in communities and upgrade in line with the Master Plan

Develop a marketing strategy for the resorts

Improved the maintenance of the resorts

Ensure that the MIG grant are used to improve the sports facilities

Building good relationships with all sporting bodies and organisations

Disaster management and Fire Services

New Fire Station in De Doorns

Joint Disaster Management Exercise. Various Provincial Disaster Management Agencies

Doing risk analysis and develop plans to mitigate the risk

Identify all informal dwellings in the area and install smoke detectors in all these dwellings to prevent shack fires

Educate the public and children (schools) on prevention of fires

Register EPWP Program on fire fighters and train unemployed youth as fire fighters and improve service in all towns

Establish one call centre for the municipal area

To ensure a healthy and productive workforce and an effective and efficient work environment

Human Capital Management

Understand motivation and what motivates people

Focus on job enrichment

Encourage participation

Provide open communication

Make work itself the motivator

Lead by example and instil desire to win

Reward accomplishments and provide opportunities

Restructure organogram to be aligned with municipal strategy

Development and training of staff on the following (skills development):

Counselling & Disciplinary.

To ensure a healthy and productive workforce and an effective and efficient work environment

Health and Safety Plan & Measure.

Additional Training to ensure effective workforce

Introducing team building and motivational days.

Implementation of performance management system

Improving remote communication systems within substations.

Fleet Management

Procure fleet to improve service delivery.

Improve organisational technical efficiency.

To ensure a sustainable future through sound financial management, continuous revenue growth, corporate governance and risk management practice

Municipal Court

To interpret at court on a daily basis

Periodical court in Touwsriver, De Doorns and Rawsonville

Enabling the court to record and store all proceedings

To keep accused in custody - Constructing cells

All departments to forward transgressions to the Municipal court - Information sessions and training to departments

Develop a 100 day plan

Identify the challenges in all Departments

Develop 2 to 3 possible solutions for each challenge

Identify area for quick wins strategies

Motivate the Departmental Heads to doing things differently with the aim to improve service delivery

Promote innovative thinking

Change the approach on how things were done

Develop short and long-term strategies for each section

Ensure 90 to 100% spending on Capital budget and 90 to 95% spending on Operational budget

Develop SOP's on management of all assets and for key municipal functions

Financial Management

To ensure a sustainable future through sound financial management, continuous revenue growth, corporate governance and risk management practice

Improved financial management and sound financial position.

Improved budgeting aligned with strategy.

Develop a prioritisation model and long-term financial plan to ensure that all needs identified will be addressed.

Strengthening budgetary controls to drive effective use of municipal resources

Improve production, planning and communication to efficiently execute SCM processes.

Spend a minimum of 90% of budget allocation for unplanned and planned maintenance.

Spend a minimum of 90% of budget allocation for Capital projects

Customer and stakeholder relations

Scheduled periodic engagements with ward councilors and with internal and external stakeholders

Publish posters and social media posts as an awareness tool to inform communities.

Public awareness of dangers of electricity and illegal connections.

Involvement of internal & external stakeholders to improvement of service delivery.

Implement Customer Service Charter to inform community and internal customers about how long processes will take

Establish internal red-tape reduction practical committee to propose red-tape reduction solutions

Improved communication and community participation

PART 1: LEGISLATIVE FRAMEWORK

PART 2: SOCIO-ECONOMIC & DEMOGRAPHIC PROFILE

PART 3: MUNICIPAL SITUATIONAL ANALYSIS

PART 4: STRATEGIC FRAMEWORK

PART 5: UNPACKING THE STRATEGIC PILLARS

PART 6: RESOURCING THE PLAN

PART 7: INTERGOVERNMENTAL COOPERATION

PART 8: MEASURING PERFORMANCE



BREEDE VALLEY

MUNICIPALITY • MUNISIPALITEIT • UMASIPALA

A caring valley of excellence

CHAPTER 4: STRATEGIC FRAMEWORK OF THE IDP

4.1 VISION, MISSION AND VALUES

Taking development challenges into account, Breede Valley Municipality aims to realise its vision of *'A unique and caring Valley of service excellence, opportunity and growth'*. The vision describes where Breede Valley wants to be as a municipality and within the greater Cape Winelands area. We endeavour to leverage our comparative and locational advantage to drive economic development and inclusive growth, creating sustainable employment for all our citizens.

The mission of the municipality offers the people of Breede Valley the following: *'To be a South African care capital by providing sustainable and affordable basic services in a safe and healthy environment, which promotes social and economic welfare through participative governance in a committed service-orientated approach and appreciates committed staff as the organisation's most valuable resource and key to service delivery'*.

Breede Valley Municipality is committed to and embraces the Batho Pele principles and subscribes to the following values:

- B** Beyond service excellence – We exceed the expectation of our communities by delivering innovative and affordable services.
- A** Accountable – We are professional and take ownership of everything we do.
- T** Teamwork – We believe in delivering together.
- H** Honesty – We behave with integrity and truthfulness in all our dealings.
- O** Open and transparent – We hide nothing and keep everyone informed.
- P** People driven – We deliver services for people, through people.
- E** Efficient and effective – We will deliver a rand's worth of service for every rand we receive.
- L** Learning organisation – We believe in continuous learning and create opportunities for personal and communal development and growth.
- E** Equal opportunity – We believe in equal opportunity for all and will use this diversity to the advantage of our communities.

4.2 STRATEGIC PILLARS

Breede Valley Municipality developed five strategic pillars that are underpinned by six strategic objectives. The strategic objectives have been developed to address the challenges identified during the IDP development process and are linked to service areas (refer to Table 18).

STRATEGIC PILLARS	
OPPORTUNITY	Breede Valley Municipality strives to provide an opportunity for every resident to have access to all basic services and to live in a safe, caring and well-managed municipal environment.
SAFETY	Breede Valley Municipality aims to partner with the community, other government departments and community organisations to provide a safe environment in which communities, especially women and children, can thrive in pursuit of good community values.
CARING	Breede Valley Municipality will provide care to all vulnerable groups and encourage social investment with a focus on youth development and opportunities for the youth to play a meaningful role in developing a better and caring Breede Valley community.
INCLUSIVE	Breede Valley plans, in consultation with all residents and partners, to create and stimulate social cohesion, to restore hope and to break down social divisions.
WELL-RUN MUNICIPALITY	Breede Valley Municipality continues to build on being a well-run municipality, with strong and committed administration upholding the principles of good governance, maintaining a good credit rating, providing basic services to all and improving our solid productivity rating.

Table 13.: Strategic Pillars

4.3 STRATEGIC OBJECTIVES

Section 24 of the Municipal Systems Act states:

- (1) The planning undertaken by a municipality must be aligned with, and complement, the development plans and strategies of other affected municipalities and other organs of state so as to give effect to the principles of cooperative government contained in Section 41 of the Constitution.*
- (2) Municipalities must participate in national and provincial development programmes as required in Section 153(b) of the Constitution.”*

STRATEGIC OBJECTIVES	
SO 1	To provide and maintain basic services and ensure social upliftment of the Breede Valley community
SO 2	To create an enabling environment for employment and poverty eradication through proactive economic development and tourism
SO 3	To ensure a safe, healthy, clean and sustainable external environment for all Breede Valley’s people
SO 4	To provide democratic, accountable government for local communities and encourage involvement of communities and community organisations in the matters of local government
SO 5	To ensure a healthy and productive workforce and an effective and efficient work environment
SO 6	To assure a sustainable future through sound financial management, continuous revenue growth, corporate governance and risk management practices

Table 14.: Strategic Objectives

4.4 ALIGNMENT WITH NATIONAL AND PROVINCIAL DEVELOPMENT PROGRAMMES

Breede Valley Municipality aims to align its strategic objectives with national and provincial development programmes. A detailed discussion of the national and provincial strategic directives is provided in Chapter 11. The following table illustrates the alignment of Breede Valley Municipality's strategic objectives with the key national, provincial and regional strategies. The strategic objectives will enable the municipality to implement its development thrusts identified during the municipal situational analysis, thereby ensuring that the situational reality of communities in its communities are addressed.

Millennium Development Goals	National Development Plan	Medium- Term Strategic Framework	National Outcomes	Vision-Inspired Priorities	CWDM Strategic Objectives	Breede Valley Strategic Objectives
Eradicate extreme poverty and hunger	An economy that will create more jobs	Economic transformation and job creation	Decent employment through inclusive economic growth	Growth and Jobs	To support and ensure the development and implementation of infra-structural services such as bulk and internal services, functional road network and public transport services that contribute to integrated human settlements in the CWDM	SO 2: To create an enabling environment for employment and poverty eradication through proactive economic development and tourism
	Improve and expand infrastructure	Economic transformation and job creation	An effective, competitive and responsive economic infrastructure network	Mobility & Spatial Transformation	To support and ensure the development and implementation of infrastructural services such as bulk	SO 1: To provide and maintain basic services and ensure social upliftment of the Breede Valley community
	Transition to a low-carbon economy			Growth and Jobs		

Millennium Development Goals	National Development Plan	Medium- Term Strategic Framework	National Outcomes	Vision-Inspired Priorities	CWDM Strategic Objectives	Breede Valley Strategic Objectives
	Transform urban and rural spaces	Economic transformation and job creation Spatial integration, human settlements and local government	Vibrant, equitable and sustainable rural communities and food security	Growth and Jobs	and internal services, functional road network and public transport services that contribute to Integrated Human Settlements in the CWDM	
Ensure environmental sustainability	Reverse the spatial effects of apartheid	Social cohesion and safe communities Spatial integration, human settlements and local government	Sustainable human settlements and improved quality of household life Protection and enhancement of environmental assets and natural resources	Safe & Cohesive Communities Mobility & Spatial Transformation	To facilitate the development of sustainable regional land use, economic, spatial and environmental frameworks that will support and guide the development of a diversified, resilient and sustainable district economy	SO 3: To ensure a safe, healthy, clean and sustainable external environment for all Breede Valley's people.
Achieve universal primary education	Improve education and training	Education, skills and health	Improve the quality of basic education A skilled and capable workforce	Empowering People	To facilitate and ensure the development and empowerment of the poor and most vulnerable people,	SO 1: To provide and maintain basic services and ensure social upliftment of the Breede Valley community

Millennium Development Goals	National Development Plan	Medium- Term Strategic Framework	National Outcomes	Vision-Inspired Priorities	CWDM Strategic Objectives	Breede Valley Strategic Objectives
			to support inclusive growth		particularly women, children, youth, the disabled, elderly persons and rural dwellers throughout the Cape Winelands	
Reduce child mortality Improve maternal health Combat HIV/Aids, malaria, and other diseases	Provide quality healthcare for all	Education, skills and health	Improve health and life expectancy	Empowering People Safe & Cohesive Communities	To facilitate and ensure the development and empowerment of the poor and most vulnerable people, particularly women, children, youth, the disabled, elderly persons and rural dwellers throughout the Cape Winelands	SO 1: To provide and maintain basic services and ensure social upliftment of the Breede Valley community SO3: To ensure a safe, healthy, clean and sustainable external environment for all Breede Valley's people
	Build safer communities	A capable, ethical and developmental state	All people in South Africa must feel protected and safe			
	Build a capacity state	A capable, ethical and developmental state	A development-orientated public service and inclusive citizenship	Innovation & Culture	To provide an effective and efficient support service to the Cape Winelands District Municipality's executive directors so that the organisational	SO 4: Provide democratic, accountable government for local communities and encourage involvement of communities and community
	Fight corruption and enhance accountability	Consolidating the social wage through reliable and quality basic services	A responsive and accountable,			

Millennium Development Goals	National Development Plan	Medium- Term Strategic Framework	National Outcomes	Vision-Inspired Priorities	CWDM Strategic Objectives	Breede Valley Strategic Objectives
			effective and efficient local government system		objectives can be achieved	<p>organisations in the matters of local government</p> <p>SO 5: Ensure a healthy and productive workforce and an effective and efficient work environment</p> <p>SO 6: Assure a sustainable future through sound financial management, continuous revenue growth corporate governance and risk management practices</p>
<p>Promote gender equity and empower women</p> <p>Develop a global partnership for development</p>	Transform society and unite the country	<p>Social cohesion and safe communities</p> <p>A better Africa and world</p>	A better South Africa, a better Africa and a better world	<p>Empowering People</p> <p>Safe & Cohesive Communities</p> <p>Innovation & Culture</p>	To facilitate and ensure the development and empowerment of the poor and most vulnerable people, particularly women, children, youth, the	<p>SO6: Assure a sustainable future through sound financial management, continuous revenue growth corporate governance and risk management practices</p>

Millennium Development Goals	National Development Plan	Medium- Term Strategic Framework	National Outcomes	Vision-Inspired Priorities	CWDM Strategic Objectives	Breede Valley Strategic Objectives
					disabled, elderly persons and rural dwellers throughout the Cape Winelands	

Table 15.: Alignment of Strategic Objectives

4.5 OPERATIONAL ALIGNMENT WITH NATIONAL, PROVINCIAL AND DISTRICT STRATEGIC DIRECTION

The National Development Plan (Vision 2030) sets out a plan to move South Africa to a new improved trajectory of economic growth to address poverty and inequality, thereby creating sustainable livelihoods, where active citizens take responsibility for their own development through working with government. The OneCape 2040 provincial strategy charts a way forward towards a society where inequality is addressed and the factors limiting citizens' ability to participate in the economy are minimised. The vision also strives towards a resilient, inclusive and competitive Western Cape with higher rates of employment producing growing incomes, greater equality and an improved quality of life for all the citizens of the Western Cape.

In addition, the Western Cape Provincial Government recently reviewed its 2014 – 2019 Provincial Strategic Plan (PSP) and Provincial Transversal Management System (PTMS). Municipalities (amongst others) were granted the opportunity to provide input on the Draft PSP. Emanating from this process, the five strategic goals (SG), developed for the 2014 – 2019 period, has been reviewed and reconfigured into five Vision-Inspired Priorities (VIP's) as alluded to in tables 19 – 25. These VIP's serve as the Provincial roadmap to build a safer Western Cape where everyone can prosper, and include:

- Safe and Cohesive Communities
- Growth and Jobs
- Empowering People
- Mobility and Spatial Transformation
- Innovation and Culture

The table below aligns Breede Valley Municipality's strategic objectives with national, provincial and district strategic directives. It also links with municipal functions and objectives that will ensure implementation by the organisation. These strategies and objectives will also inform the distribution of resources (financial/human) throughout the municipal structure.

Municipal Strategic Objective	SO1 – To provide and maintain basic services and ensure social upliftment of the Breede Valley community
National Key Performance Area	Basic service delivery Local economic development
National Outcomes	Sustainable human settlements and improved quality of household life A responsive and accountable, effective and efficient local government system Vibrant, equitable and sustainable rural communities and food security
National Development Plan	Improve and expand infrastructure Provide quality healthcare for all Build safer communities Transform urban and rural space An economy that will create jobs
Provincial VIP	Growth & Jobs Mobility & Spatial Transformation Empowering People
Municipal Function	Strategic Support Service; Engineering Services; Public Services, Community Services; All municipal departments
Applicable Departmental Objectives	<ul style="list-style-type: none"> ❑ To set and maintain an acceptable standard of building activity in the Breede Valley ❑ To ensure the optimal use of land within a political, social, cultural, environmental and economic context ❑ To promote tourism and economic development and reduce unemployment and poverty in the municipal area ❑ To maintain the structural and civil infrastructure (excluding electrical) and mechanical assets of the Breede Valley Municipality ❑ To maintain the roads, sidewalks, kerbs and storm water systems to ensure safe vehicle and pedestrian movement ❑ To remove and dispose all kinds of waste (other than medical and hazardous waste) ❑ To maintain the water and sewer networks within the municipal area to ensure the distribution of water and the collection of sewerage

Municipal Strategic Objective	SO1 – To provide and maintain basic services and ensure social upliftment of the Breede Valley community
	<ul style="list-style-type: none"> <input type="checkbox"/> To maintain the vehicles (± 353) and plant (± 190) of the municipality to ensure an effective fleet of vehicles and plant <input type="checkbox"/> To maintain and supply a service to the public in terms of 260 public open spaces and parks, gardens, 9 sports fields, street trees and 11 cemeteries and to eradicate alien vegetation and perform a pest control service <input type="checkbox"/> To improve the solid waste service and maintain existing infrastructure <input type="checkbox"/> To maintain and clean the municipal commonage grounds <input type="checkbox"/> To provide all communities with quality water <input type="checkbox"/> To maintain and upgrade resorts and swimming pools <input type="checkbox"/> To maintain and improve the sewerage system <input type="checkbox"/> To compile, implement and project manage all capital works including the municipal infrastructure grant and regional infrastructure grant within the ambit of civil engineering <input type="checkbox"/> To ensure the continuous supply of basic electricity
Functional priorities	<ul style="list-style-type: none"> <input type="checkbox"/> Upgrading and provision of bulk infrastructure <input type="checkbox"/> Adequate maintenance of infrastructure assets <input type="checkbox"/> Provision of clean and safe water <input type="checkbox"/> Extensions and access to electricity <input type="checkbox"/> Maintenance and upgrading of roads, streets and storm water drainage <input type="checkbox"/> Provision of cleaning services <input type="checkbox"/> Development of a funding and capacity strategy for infrastructure development <input type="checkbox"/> Expand and strengthen the EPWP <input type="checkbox"/> Roads maintenance and upgrading <input type="checkbox"/> Construction and implementation of approved capital projects <input type="checkbox"/> Establish partnerships with all role-players in the social development sector to improve cooperation, integration and effective utilisation of resources <input type="checkbox"/> Conduct a social development plan/study to inform the municipality's response/ involvement in future programmes/initiatives for the youth, women, people with disabilities and the elderly. <input type="checkbox"/> To promote social cohesion within the municipal service area

Table 16.: Strategic Objective 1

Municipal Strategic Objective	SO2 – To create an enabling environment for employment and poverty eradication through proactive economic development and tourism
National Key Performance Area	Local economic development
National Outcomes	Decent employment through inclusive economic growth
National Development Plan	An economy that will create jobs
Provincial VIP	Growth & Jobs Empowering People
Municipal Function	Engineering Services, Public Services, Community Services, Strategic support services, All municipal departments
Applicable Departmental Objectives	<input type="checkbox"/> To promote tourism and economic development and reduce unemployment and poverty in the municipal area
Functional priorities	<input type="checkbox"/> Expand sustainable infrastructure and bulk services to expand the rate base of the municipality <input type="checkbox"/> Create a healthier investor-friendly environment <input type="checkbox"/> Market Breede Valley as a tourism destination and a preferred area for business investment <input type="checkbox"/> Build partnerships with local economic development initiatives <input type="checkbox"/> Strengthen relations with business chambers, tourism and agricultural sectors <input type="checkbox"/> Implementation of a programme in pursuit of the realisation of a sustainable, unique and iconic tourism industry to create a parallel economy

Table 17.: **Strategic Objective 2**

Municipal Strategic Objective	SO3 – To ensure a safe, healthy, clean and sustainable external environment for all Breede Valley’s people
National Key Performance Area	Basic service delivery
National Outcomes	All people in South Africa are protected and feel safe Sustainable human settlements and improved quality of household life Protection and enhancement of environmental assets and natural resources
National Development Plan	Building safer communities Reversing the spatial effects of apartheid Transform urban and rural space
Provincial VIP	Safe & Cohesive Communities Mobility & Spatial Transformation
Municipal Function	Community Services Housing Planning
Applicable Departmental Objectives	<input type="checkbox"/> To enhance community safety and risk management <input type="checkbox"/> To execute traffic control and law enforcement activities <input type="checkbox"/> To address and manage the housing backlog in the municipal service area <input type="checkbox"/> To set and maintain an acceptable standard of building activity <input type="checkbox"/> To ensure the optimal use of land within a political, social, cultural, environmental and economic context <input type="checkbox"/> To remove and dispose of all kinds of waste (other than medical and hazardous waste)
Functional priorities	<input type="checkbox"/> Transforming law enforcement as a mechanism to ensure that all communities can work and live in a safe environment <input type="checkbox"/> Develop a strategy for the improvement of law enforcement within the municipal service area <input type="checkbox"/> Investigate and establish a municipal court <input type="checkbox"/> Monitor and improve the control and management of informal settlement within the municipal service area <input type="checkbox"/> Conduct a study on migration patterns within the Breede Valley region

Table 18.: Strategic Objective 3

Municipal Strategic Objective	SO4 – Provide democratic, accountable government for local communities and encourage involvement of communities and community organisations in the matters of local government
National Key Performance Area	Good governance and public participation
National Outcomes	A responsive and accountable, effective and efficient local government system
National Development Plan	Build a capacity state
Provincial VIP	Empowering People Innovation & Culture
Municipal Function	Office of the Municipal Manager and Strategic Support Services
Applicable Departmental Objectives	To provide a support service for meetings of council
Functional priorities	<ul style="list-style-type: none"> ❑ Strengthening the oversight role and function of council structures ❑ Improve council and committee monitoring and implementation of council resolutions ❑ Expand the decentralised service model within Breede Valley ❑ Review and adopt the communication policy ❑ Implement specific mechanism to improve communication and public participation in municipal affairs: <ul style="list-style-type: none"> ○ Restructuring and training of the ward committees ○ Establishment of an IDP representative forum ○ Launching a municipal newsletter ○ Hosting community summits and multi-sectorial forums meetings

Table 19.: Strategic Objective 4

Municipal Strategic Objective	SO5 – Ensure a healthy and productive workforce and an effective and efficient work environment
National Key Performance Area	Municipal transformation and institutional development
National Outcomes	A responsive and accountable, effective and efficient local government system A skilled and capable workforce to support inclusive growth
National Development Plan	Build a capacity state Fight corruption and enhance accountability
Provincial VIP	Innovation & Culture
Municipal Function	Office of the Municipal Manager Strategic Support Services
Applicable Departmental Objectives	<ul style="list-style-type: none"> ❑ To create a functional organisation that enables optimal performance by developing and retaining a skilled representative workforce ❑ To perform independent audits to evaluate whether policies and processes are designed and operating effectively and provide recommendations for improvement ❑ To manage the municipality to deliver services in terms of the legislative requirements ❑ To align performance of the municipality to the strategy of council and continuously assess progress made and corrective action required ❑ To implement and maintain processes to facilitate compliance with legislation and best practices
Functional priorities	<ul style="list-style-type: none"> ❑ Organisational review and design of the municipal staff establishment (organogram) ❑ Implement change management processes to realign the municipality human resource capacity to become a more productive workforce ❑ Strengthen performance management processes to improve productivity ❑ Review and approve the Employment Equity Plan ❑ Develop and introduce a professional fleet management programme and strategy

Table 20.: Strategic Objective 5

Municipal Strategic Objective	SO6 – Assure a sustainable future through sound financial management, continuous revenue growth, corporate governance and risk management practices
National Key Performance Area	Municipal financial viability and management
National Outcomes	A responsive and accountable, effective and efficient local government system
National Development Plan	Fight corruption and enhance accountability
Provincial VIP	Innovation & Culture
Municipal Function	Financial Services
Applicable Departmental Objectives	<input type="checkbox"/> To procure goods and services in time to the end user <input type="checkbox"/> Broaden and improve the revenue base <input type="checkbox"/> Assure a sustainable future through sound financial management
Functional priorities	<input type="checkbox"/> Develop and implement a strategy to identify additional sources of revenue for financing major capital projects and maintenance of assets <input type="checkbox"/> Improve the debt collection rate by reviewing and implementing the debt collection policy <input type="checkbox"/> Improve the monitoring of the financial health of the municipality <input type="checkbox"/> Continuously implementing and revising the system to address all audit findings and work towards maintaining an “unqualified audit without findings” status on a yearly basis <input type="checkbox"/> Develop a long-term financial strategy

Table 21.: Strategic Objective 6

PART 1: LEGISLATIVE FRAMEWORK

PART 2: SOCIO-ECONOMIC & DEMOGRAPHIC PROFILE

PART 3: MUNICIPAL SITUATIONAL ANALYSIS

PART 4: STRATEGIC FRAMEWORK

PART 5: UNPACKING THE STRATEGIC PILLARS

PART 6: RESOURCING THE PLAN

PART 7: INTERGOVERNMENTAL COOPERATION

PART 8: MEASURING PERFORMANCE



BREEDE VALLEY

MUNICIPALITY • MUNISIPALITEIT • UMASIPALA

A caring valley of excellence

CHAPTER 5: THE OPPORTUNITY MUNICIPALITY

OPPORTUNITY

Breede Valley Municipality strives to provide an opportunity for every resident to have access to all basic services and to live in a safe, caring and well-managed municipal environment.

The primary focus of Breede Valley Municipality as an opportunity municipality is to create a municipality where every citizen has access to all basic services and to live in a safe, caring and well-managed environment. We as the municipality are of the view that entrenching human dignity of all its people through basic service delivery is fundamental in laying the foundation of the opportunity municipality. The second thrust of the opportunity municipality is to create an economically enabling environment in which investment in Breede Valley can grow and employment opportunities can be created. This will further enhance and entrench the dignity of our citizens, since through having a job people can realise sustainable livelihoods and that of later generations.

Breede Valley municipality has identified the following two strategic objectives to drive the realisation of the opportunity municipality:

STRATEGIC OBJECTIVE 1: TO PROVIDE AND MAINTAIN BASIC SERVICES AND ENSURE SOCIAL UPLIFTMENT OF THE BREEDE VALLEY COMMUNITY

STRATEGIC OBJECTIVE 2: TO CREATE AN ENABLING ENVIRONMENT FOR EMPLOYMENT AND POVERTY ERADICATION THROUGH PROACTIVE ECONOMIC DEVELOPMENT AND TOURISM

The objectives above will be unpacked in more detail below, and will be pursued through the implementation of the following lead programmes and interventions:

STRATEGIC OBJECTIVE 1: To provide and maintain basic services and ensure social upliftment of the Breede Valley community

PROGRAMME 5.1: ROLL-OUT OF BASIC SERVICES

According to Community Survey 2016 data provided by Statistics South Africa, there are approximately 47 569 households in the Breede Valley municipal area (51 374 estimated in 2019 as per the Municipal Socio-Economic Profile compiled by Province). This section reflects the services that are available to households of Breede Valley **within the urban edge of the Municipality**. It is important to note that access to basic services is provided according to national norms for 100% of formal housing. Basic services are also provided to the Informal component according to national norms.

It is important to note that for households outside the urban edge (privately owned land e.g. Farms), the Municipality has a by-law relating to Water Supply, Sanitation Services and Industrial Effluent that addresses the matter of services provided in

terms of municipal water and sanitation. As per this by-law, farm owners are responsible for the provision of at least basic water services to the people living on farm.

PROGRAMME 5.1 (A): WATER SUPPLY

The Municipality is an authorised water service authority and as such must adhere to the relevant sections of the Water Services Act (No. 108 of 1997) and the MSA. The Municipality has a duty to all customers or potential customers in its area of jurisdiction to progressively ensure efficient, affordable, economical and sustainable access to water services that promote sustainable livelihoods and economic development.

Access to potable water is the norm in Breede Valley Municipality. According to StatsSA Community Survey 2016, the number of households with access to piped water inside the dwelling was estimated at 46 077, with 1 492 households using other sources for their water supply. Breede Valley residents have experienced a significant shift from access to potable water from outside the yard to inside the dwelling.

When considering households **within the urban edge** only, 30 327 households had access to the minimum water service level by the end of June 2021, as depicted in the table below:

Description	2019/20#	2020/21#
	Actual	Actual
Household		
Water: (above minimum level)		
Piped water inside dwelling	20 860	20 860
Piped water inside yard (but not in dwelling)	0	0
Using public tap (within 200m from dwelling)	9 467	9 467
Other water supply (within 200m)	0	0
Minimum service level and above subtotal	30 327*	30 327*
Minimum service level and above percentage	100	100
Water: (below minimum level)		
Using public tap (more than 200m from dwelling)	0	0
Other water supply (more than 200m from dwelling)	0	0
No water supply	0	0
Below minimum service level subtotal	0	0
Below minimum service level percentage	0	0
Total number of households (formal and informal)	30 327	30 327
*Total reflects the total number of households including households not separately billed		
Source: BVM Annual Report 2020/21		

Table 22.: Water Service Delivery Levels

The residential water services delivery adequacy profile as presented below aligns with the service level category of the WSDP Guide Framework and considers the water resources-, operational- and infrastructure needs of the water services provider by the Breede Valley Municipality. In essence, the above, paves the way for the identification of projects to address the relevant needs. When interpreting the adequacy profile, it should be recognised that a specific settlement that are serviced by the municipality, may have more than one need and hence, that provision is made for double counting of households, where such duplication needs have been identified. It should also be emphasized that where areas are serviced privately such as households residing on farms, that the adequacy service level has been identified as Adequate: Informal as per the guidelines for the DWA Reference Framework, meaning that any infrastructure development needs (as may be evident from the access profile) is not assigned for implementation by the Breede Valley Municipality.

It must be noted that the adequacy profile is based on levels of service for the areas within the urban edge and aligned with the Department of Water Affairs, reference framework figures. The adequacy profile represents a WSA perspective and hence, includes all wards located within the Breede Valley municipal boundary.

The Breede Valley Municipality's water services adequacy profile contains the following needs:

- Infrastructure- and services needs to be extended in informal settlements of Rawsonville, Avian Park, Zweletemba, Sand Hills, Orchards and Touwsrivier.
- There is a high need of refurbishment for both the water- and sewer infrastructure.

The table below indicate the water reliability profile:

Section: Water Reliability Profile	Totals	Assessment Score
Water Supply System	3	
Total Number of Households having Reliable Service. (Interpret Direct Backlog field above)	22 298	100%
Total Number of Households NOT having Reliable Service due to: Resource - Conservation & Demand Management	-	-
Total Number of Households not having Reliable Service due to: Infrastructure – Extension	-	-
<i>Source: 2022/22 Water Services Development Plan – IDP Sector Input</i>		

Table 23.: **Water Reliability Profile**

Residential water services delivery adequacy profile (Water)



Source: 2022/22 Water Services Development Plan – IDP Sector Input

Figure 18.: Water Services Delivery Adequacy Profile

The supply of water in the Breede Valley Municipal Area can be divided into three supply areas, they are:

- Worcester and Rawsonville Supply Area
- De Doorns Supply Area
- Towsrivier Supply Area

The map below indicates the four supply areas within the Breede Valley Municipality

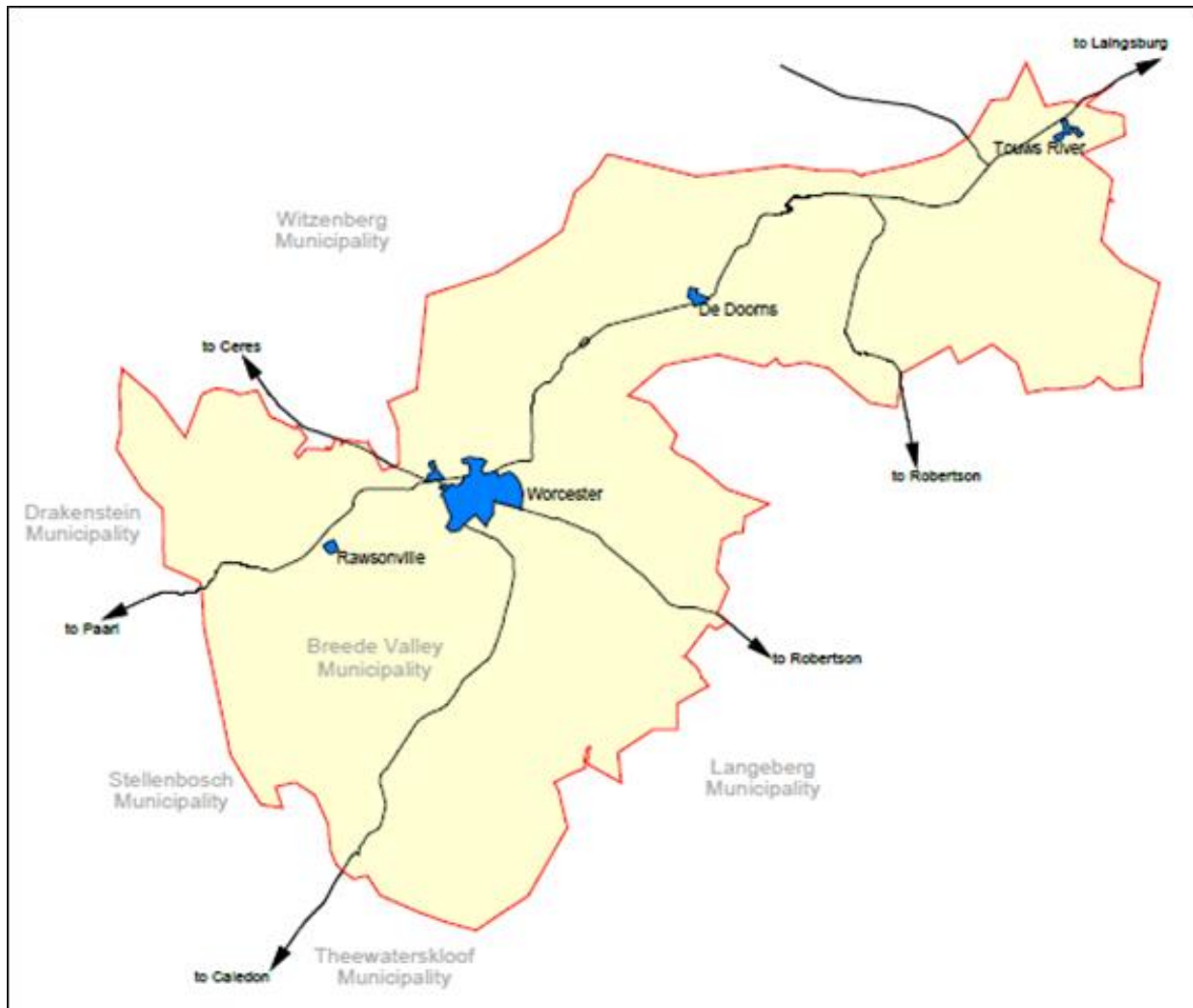


Figure 19.: Water Supply Areas within Breede Valley Municipality

Worcester and Rawsonville are supplied with water from the Stettynskloof Dam and the Fairy Glen Dam, with a total estimated yield of 26 000 ML/a. The current and future demands do not surpass the available yield. De Doorns is supplied with water from the Hex River Irrigation Board, with a total estimated yield of 850 ML/a. The current and future demand surpass the available yield by 420 ML/a. Touwsrivier is supplied with water from Waterkloof, Donkerkloof and Witklip boreholes and springs, with a total estimated yield of 1 008 ML/a. The current and future demand surpass the available yield by 192 ML/a. Although the drought and associated conditions experienced over the last 3 years are not as prevalent in BVM as in neighbouring areas, it remains imperative for the municipality to develop and implement water management strategies that would ensure and safeguard water security in future.

The table below indicate the water infrastructure summary per area:

AREA	INFRASTRUCTURE TYPE	EXTENT	CAPACITY
Worcester	Water Treatment Works (Stettynskloof)	1	60Ml/d
	Water Treatment Works (Fairy Glen)	1	10Ml/d
	Reservoirs (including Towers) Worcester	8	93.24Ml
	Pumpstation/s Worcester	6	-
	Pipe Length (Worcester)	345km	-
Rawsonville	Boreholes (Rawsonville – Emergencies only)	4	0.8Ml/d
	Reservoirs (including Towers) Rawsonville	3	2.83Ml
	Pumpstation/s Rawsonville	1	-
	Pipe Length (Rawsonville)	16.8km	-
De Doorns	Water Treatment Works	1	4.8Ml/d
	Reservoirs (including Towers)	7	8.79Ml
	Pumpstation/s	2	-
	Pipe Length	57.7km	-
Touwsrivier	Water Treatment Works	1	3.2Ml/d
	Reservoirs (including Towers)	3	6.045Ml
	Pumpstation/s	0	-
	Pipe Length	89.2km	-
<i>Source: 2022/22 Water Services Development Plan – IDP Sector Input</i>			

Table 24.: Water Infrastructure Summary per Area

Breede Valley Municipality has submitted its annual Water Services Development Plan (WSDP) performance and Water Services Audit Report to the Department of Water and Sanitation for the financial year 2020/21 in line with Section 62 of the Water Services Act 108 of 1997, which requires the Minister to monitor every Water Services Institution in order to ensure compliance with the prescribed national standards.

The Breede Valley Municipality has a detailed Water and Sewer Master Plan that was completed in June 2014. The planning scenario for the master plans is based on the approved Spatial Development Framework. Detailed computer models for the water and sewer system were done and linking the models to the stand and water meter database of the treasury financial system. All networks were evaluated for the current and future models to determine the infrastructure requirements based on the specific planning scenario. Detail infrastructure requirements and timeframes is the main output of the master plans. The master plans also assist with the evaluation of new development applications to ensure that the required infrastructure for the development will be adequate.

An output of the Master Plans is also detailed infrastructure plans of the current infrastructure. This can be used for asset register verification and/or updating of the asset register. All information is available in an electronic system for easy viewing and planning purposes. All water and sewer information is integrated in one system.

The Transhex development was approved and is in implementation stage. This is a huge development consisting of approximately 8 000 new households. The project will be implemented in phases. The first phase consisting of 1 500 households. This will have a major impact on the current infrastructure in the Worcester area as well as capacity to manage the additional infrastructure required for this scale of development. Currently the bulk infrastructure for this development is in place to ensure that sufficient capacity is available for this development. The infrastructure requirements were identified through the master planning process.

The current Master Plan for Water and Sewer is sufficient for the development trends in the Breede Valley Municipality. Should the Spatial Development Framework be updated the Master Plans will be realigned to ensure integration with the planning scenarios as indicated in the Spatial Development Framework.

The table below indicate the WSDP projects for the 5-year programme:

5 Year Programme Projects	Baseline	Action	Indicator	Risk Factor	Total Estimated Budget	Delivery Agenda
						2022 - 2026
Update WSDP for next 5 years (2023-2027)	Current WSDP (5 yrs ending 2023)	Appoint Consultants to update WSDP	WSDP for Water & Sewer for BVM	No Funding	± R 500 000-00 (OPEX)	Facilitate the completion of WSDP (2022-2023)
Update Water Master Plan for Next 5 Years	Current Water Master Plan (2014)	Appoint Consultants to update WSDP	Updated Water Master Plan	No Funding	± R 900 000-00 (OPEX)	Facilitate the completion of Master Plan (2022-2023)
Water Conservation & - Demand Management Plan	No Plan	Appoint Consultants to Develop a Plan	Draft Report	No Funding	± R 500 000-00 (OPEX)	Facilitate the completion of Master Plan (2022-2023)
Redefine of Pressure Zones and Pressure Management	GLS Report	Appoint Consultants to Develop a Plan	Analysis Report	No Funding	Unknown (CAPEX/GRANTS)	Facilitate Progress (2023-2024)
Maintenance Tender (Pipe Replacement & Cleaning)	Pipe Burst Stats/ Master Plan	Prepare Tender	Tender Equipment	No Funding	Unknown OPEX	Monitor Tender (2022-2023)

Table 25.: WSDP Water Projects for the 5-year Programme

PROGRAMME 5.1 (B): SANITATION

Breede Valley Municipality has a duty to all customers or potential customers in its area of jurisdiction to progressively ensure efficient, affordable, economical and sustainable access to sanitation services that promote sustainable livelihoods and economic development. Good sanitation services exist across the Breede Valley municipal area, with a total of 21 608 households (94%) having access to flush toilets connected to the sewerage system and 411 (2%) to a flush toilet with septic tank. A total of 847 (4%) households have access to chemical toilets (predominantly located in informal settlements).

When considering only households **within the urban edge of the municipality**, 22 866 households had access to the minimum sanitation service level by the end of June 2021, as depicted in the table below:

Description	2019/20	2020/21
	Actual	Actual
Household		
Sanitation/sewerage: (above minimum level)		
Flush toilet (connected to sewerage)	22 726	21 608
Flush toilet (with septic tank)	408	411
Chemical toilet	700	847
Pit toilet (ventilated)	0	0
Other toilet provisions (below minimum service level)	0	0
Minimum service level and above sub-total	23 834	22 866
Minimum service level and above percentage	100	100
Bucket toilet	0	0
Other toilet provisions (below minimum service level)	0	0
No toilet provisions	0	0
Below minimum service level sub-total	0	0
Below minimum service level percentage	0	0
Total number of households	23 834	22 866
<i>*Total reflects the total number of households including households not separately billed</i>		
<i>Source: BVM Annual Report 2020/21</i>		

Table 26.: Sanitation Service Delivery Levels

Each town within the Breede Valley Municipality has their own Waste Water Treatment Works. These treatment works operate 24 hours per day and discharge the treated effluent into the Breede River, Smalblaar River and Hex River respectively. For Worcester, Touwsrivier and De Doorns a portion of the treated effluent is used by other end users for irrigation. Only Touwsrivier does not discharge any treated effluent back into the river, but all is disposed of for irrigation. Water quality is measured at Worcester on a weekly basis and monthly for the other towns. 100% of the effluent that leaves the treatment works is chlorinated.

The Municipality is responsible for the following systems:

- Worcester WWTW
- Rawsonville WWTW
- De Doorns WWTW
- Touwsrivier WWTW

The physical condition of the treatment works is good/average and the infrastructure is well maintained. Although the treatment works does experience infrequent breakages/failures during operation there are spare parts available on site and problems can be fixed quickly.

The majority of erven in the municipal service area are connected to a waterborne sanitation system, while the remaining households make use of septic tanks. The sewer system is in a fair condition. A phased replacement programme has been initiated and is rolled out in accordance with the dictates of the budget. Breede Valley Municipality has wastewater treatment plants in each of the four towns with the following capacity.

Existing Wastewater Treatments Plants (WWTP) Capacity		Existing Pipelines (gravity and rising mains)
Rawsonville	0.25 Ml/d	10.1 km
Worcester	30 Ml/d	276.4 km
De Doorns	2.35 Ml/d	51.2 km
Touwsrivier	0.84 Ml/d	22.5 km
Total	33.44 Ml/d	360.2 km
<i>Source: 2021/22 Water Services Development Plan – IDP Sector Input Plan</i>		

Table 27.: WWTP Capacity and Existing Pipelines

The Breede Valley Municipality has a detailed Water and Sewer Master Plan that was completed in June 2014. The planning scenario for the master plans is based on the approved Spatial Development Framework. Detailed computer models for the water and sewer system were done and linking the models to the stand and water meter database of the treasury financial system. All networks were evaluated for the current and future models to determine the infrastructure requirements based on the specific planning scenario. Detail infrastructure requirements and timeframes is the main output of the master plans. The master plans also assist with the evaluation of new development applications to ensure that the required infrastructure for the development will be adequate.

An output of the Master Plans is also detailed infrastructure plans of the current infrastructure. This can be used for asset register verification and/or updating of the asset register. All information is available in an electronic system for easy viewing and planning purposes. All water and sewer information is integrated in one system.

The Transhex development was approved and is in implementation stage. This is a huge development consisting of approximately 8 000 new households. The project will be implemented in phases. The first phase consisting of 1 500 households. This will have a major impact on the current infrastructure in the Worcester area as well as capacity to manage the additional infrastructure required for this scale of development. Currently the bulk infrastructure for this development is in place to ensure that sufficient capacity is available for this development. The infrastructure requirements were identified through the master planning process.

The current Master Plan for Water and Sewer is sufficient for the development trends in the Breede Valley Municipality. Should the Spatial Development Framework be updated the Master Plans will be realigned to ensure integration with the planning scenarios as indicated in the Spatial Development Framework.

The table below indicate the WSDP projects for the 5-year programme:

5 Year Programme Projects	Baseline	Action	Indicator	Risk Factor	Total Estimated Budget	Delivery Agenda
						2022 - 2026
Update WSDP for next 5 years (2023-2027)	Current WSDP (5 yrs ending 2023)	Appoint Consultants to update WSDP	WSDP for Water & Sewer for BVM	No Funding	± R 500 000-00 (OPEX)	Facilitate the completion of WSDP (2022-2023)
Rawsonville Sewer Project	Old & dilapidated sewer lines	Completed Report	Table Completed Report presented to Council	Report can be delayed	±R 652 000-00 (OPEX)	Facilitate the completion of Investigation Report (2022-2023)
Worcester Sewer Project (Zweletemba/Avian Park/Roodewal/Riverview)	Current dilapidated sewers, sewer spillages, blockages (±8 160/annum) & over capacity	Completed Report	Table Completed Report presented to Council	Report can be delayed	±R 980 000-00 (OPEX)	Facilitate the completion of Investigation Report (2022-2023)
Rawsonville Sewer Project (Construction ±2 yrs)	Completed report with Priorities	Start of Construction	Completion of First Phase	No Funding	Unknown (CAPEX/GRANTS)	Monitor Construction Progress (2022-2023)
Worcester Sewer Project (Construction ±5 yrs)	Completed report with Priorities	Start of Construction	Completion of First Phase	No Funding	Unknown (CAPEX/GRANTS)	Monitor Construction Progress (2022-2026)

Table 28.: WSDP Sewer Projects for the 5-year Programme

PROGRAMME 5.1 (C): ELECTRICITY

Electricity and street lighting are provided to all formal settlements and electricity and street or high-mast lights are provided to most informal areas in the Breede Valley region. Electricity is the main source of energy and lighting for 42 848 households (90,1%) in the Breede Valley, 1 375 households use other energy sources, whilst 3 346 households have no access to electricity (StatsSA Community Survey 2016). Electricity usage has increased from 88,3% of households in 2011 to 90,1% of households having access to electricity in 2016. However, the high number of households without electricity is a concern but could be attributed to the high in-migration figures especially to Worcester resulting in an increase in the informal settlement population.

A total of 23 140 households **within the urban edge** of the municipality have access to the minimum service level and above for electricity. The table below indicates the different service delivery level standards for electricity within the urban edge area of the municipality as at June 2021.

Description	2019/20	2020/21
	Actual	Actual
Household		
Energy: (above minimum level)		
Electricity (at least minimum service level)	1 800	1 800
Electricity - prepaid (minimum service level)	21 253	21 340
Minimum service level and above subtotal	23 053	23 140
Minimum service level and above percentage	100	100
Energy: (below minimum level)		
Electricity (< minimum service level)	0	0
Electricity - prepaid (< minimum service level)	0	0
Other energy sources	0	0
Below minimum service level subtotal	0	0
Below minimum service level percentage	0	0
Total number of households	23 053*	23 140*
*Electricity service delivery include Eskom provision Source: BVM Annual Report 2020/21		

Table 29.: Electricity Service Delivery Levels

Breede Valley Municipality is responsible for electricity distribution and reticulation in the following areas: Worcester, De Doorns and Touwsrivier, while Rawsonville and all the surrounding farms within the municipal area supplied directly from Eskom. Electricity and public lighting are provided to all formal areas or high-mast lights in municipal informal areas.

The municipality has four 66 kV substations in Worcester and two 11 kV electrical substations in De Doorns and Touwsrivier each. The network is adequate and stable in all towns except Worcester, specifically Zwelethemba and Rolihlahla/Avian Park areas where there is limited capacity of bulk supply cables. There are regular overload trips of the network due to a steady

increase in electricity usage in line with population growth. These areas / zones are rated high with regard to electricity theft and the electrical infrastructure is under very high strain.

This capacity is still adequate to cover the current demand for BVM's electricity jurisdiction. All informal settlements where township development has taken place have access to electricity. It is however a challenge to provide electricity where informal settlements outside the urban edge have settled and are awaiting RDP housing.

Slight concerns were raised in the delivery of future bulk capacity from Eskom to supply the newly required demand to Worcester with regard to the rapid expansion required to accommodate the Transhex (housing) development within the next 15 years. In line with Province's energy game changer initiatives, Breede Valley Municipality is in the process of exploring alternative energy sources to ensure continuity of electricity supply to Worcester, taking the economic and population growth into consideration. Small scale embedded generation are gradually being introduced into the Municipal Distribution Area as an alternative source for electrical capacity. The Municipality permits network connections of various forms of small-scale sustainable embedded generation such as photovoltaic systems and renewable energy cogeneration that comply to national legislation and municipal policy. The 2020/21 tariff policy provides for a small-scale embedded generation feedback tariff as an incentive to allow network grid - tie connections and make provision for compliance to existing NERSA tariff guidelines.

Furthermore, developers have expressed their concern about the affordability of electricity, which might compromise the economic viability of intended development or extension of their businesses. The sale of electricity to end users makes up a significant portion of the income budget of the municipality and largely secures the financial viability of the institution.

Breede Valley Municipality envisage to initiate the following strategic revenue protection milestones during 2021/2022 to enhance the revenue base for electrical services:

- To relay the critical importance of revenue protection and energy loss identification: The South African municipal energy losses amount to billions of Rands annually. All relevant stakeholders must take ownership of the legal mandate to enforce revenue protection within municipal jurisdiction. The various causes of energy loss need to be filtered, exposed and strategically managed. Network consumption analysis, critical remedial action, continuous condition assessment and the application of the latest innovative technology should form the core of the strategic approach.
- All relevant municipal stakeholders must consolidate efforts: To ensure compliance to all related legislation in order to identify and minimize the phenomenon off "acceptable" revenue losses. Departmental policies should be continuously interrogated and enhanced in order to streamline processes, policies and standard operational procedures to drastically reduce the above-mentioned risk.
- Identification of technology constraints in the field: damaged or tampered network equipment, limited communications infrastructure Automated Remote Metering & "Smart Grid", outdated or inaccurate meter types, incorrect meter configurations, etc.
- Increase of network efficiency: Implementation of sector monitoring of quality of supply and ring-fenced consumption. A strategic approach must be formulated to define the modification of network infrastructure and

reticulation design. The ideal outcome must reflect measures to scrutinize energy loss in order to clearly differentiate between technical - and “unknown” losses.

- The implementation of a stringent consumer awareness campaign: The electrical risks must be unambiguously communicated in reference to meter – and installation tampering, illegal electrical distribution and sub-standard private installations. The message must be clearly emphasized that the municipality applies a zero-tolerance policy with regard to illegal energy consumption. Communities must be rallied and motivated to cultivate a culture of safe and responsible energy consumption.
- Standardisation of electrical tariffs: Strategic analysis of existing tariff categories to ensure its compliancy to the technical specifications of each associated service installation.
- The municipality will strengthen the electrical distribution network to replace overhead open bare conductors with aluminium conductors reducing low voltage capacity constraints, theft and lower maintenance.
- Standardise on increase lighting capacity by replacing the old lighting technology with new LED fittings to lower power consumption with better lighting parameters, as per network designs.

BVM endeavour to establish a Revenue Loss Management Forum (RLMF) in terms of NRS 055 to effectively address the strategic approach and management of municipal resources to effectively eliminate non-technical energy losses. All processes and procedures that are directly linked to revenue protection should be analysed and updated by the RLMF. User department experts or external specialists should be called in as necessary to evaluate these processes and procedures and recommend improvements that should be considered by the forum. The cost-effectiveness of revenue protection actions should be considered and analysed on a regular basis. BVM needs to relay the critical importance of revenue protection and energy loss identification; all relevant municipal stakeholders must consolidate efforts; identification of technology constraints in the field; increase of network efficiency; the implementation of a stringent consumer awareness campaign.

The following maps are indicative of the electrical distribution areas and sources within the municipal boundaries, the status quo pertaining to the current supply capacity, and challenges experienced within the electrical distribution network.

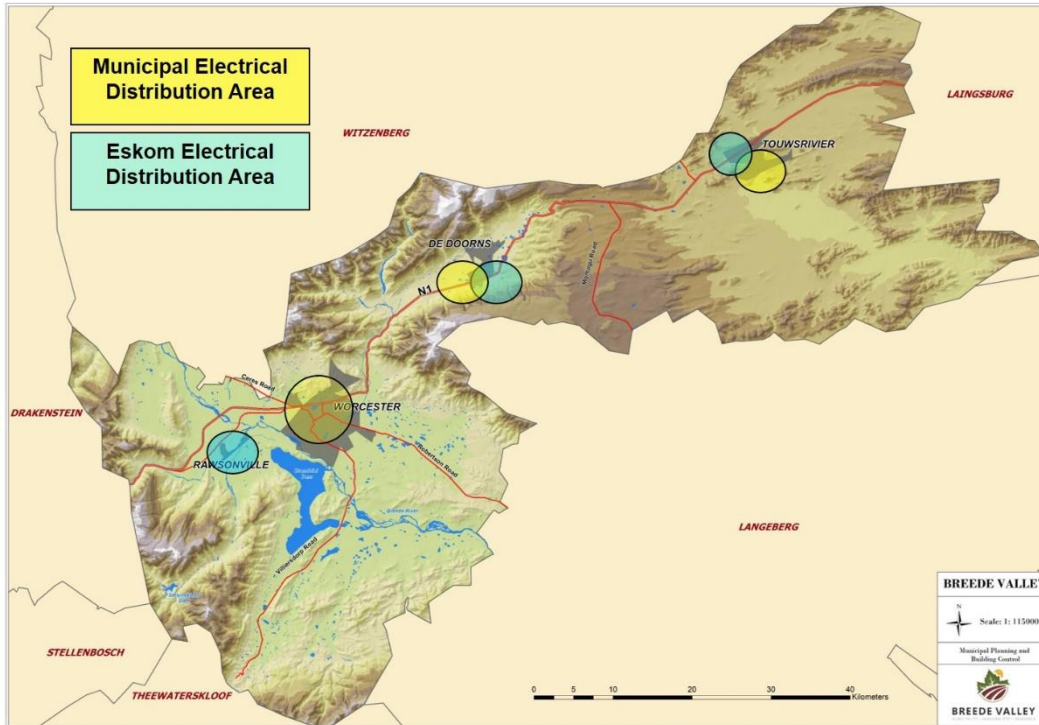


Figure 20.: Electrical Distribution Areas

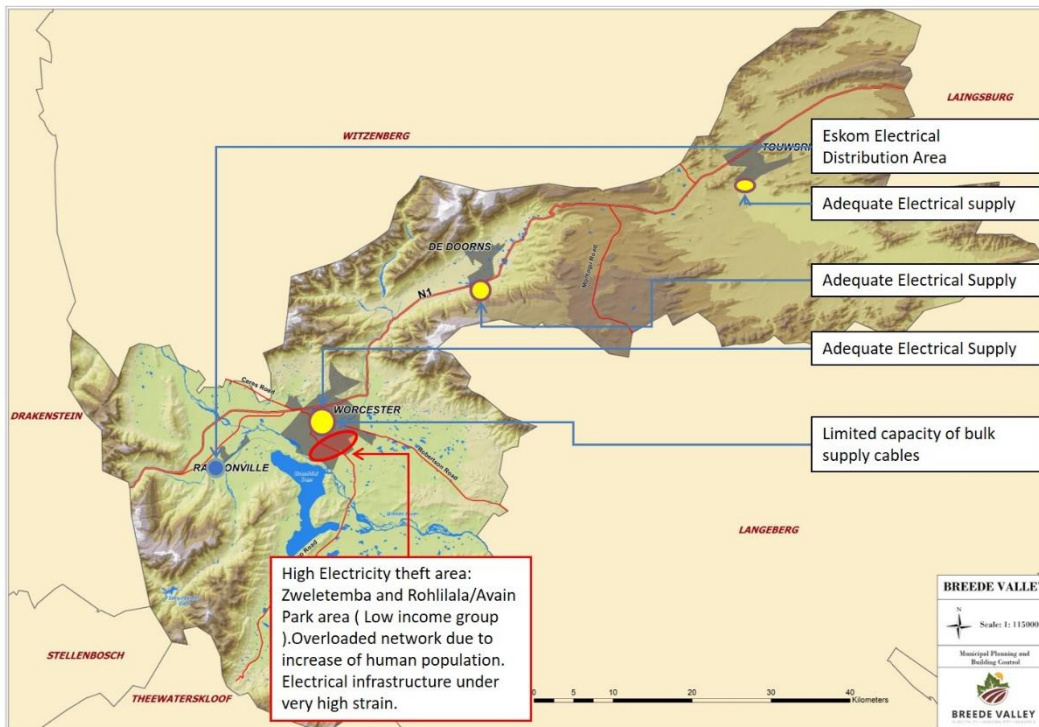


Figure 21.: Electrical Current Supply

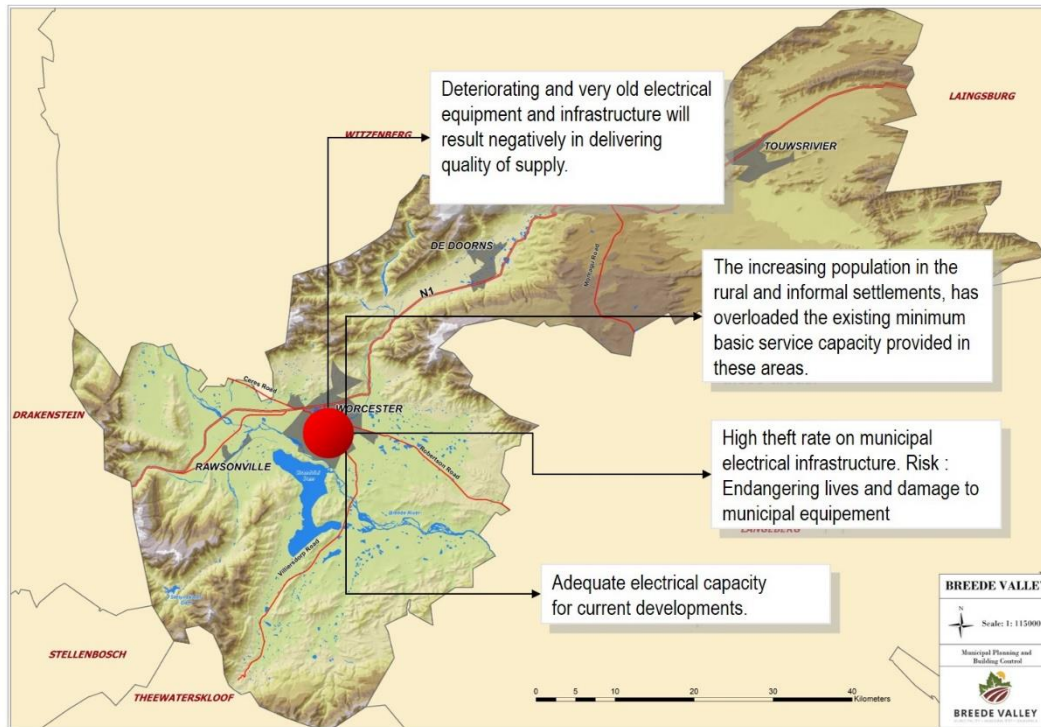


Figure 22.: Electricity: Current Problems

The table below depicts the multi-year capital budget for the Directorate: Engineering Services (Electrical Department):

Description	Sector's Estimated Budget (Revised Base Date 2022)	Project Status	2022/2023 (Year 1)	2023/2024 (Year 2)	2024/2025 (Year 3)
<u>Avian Park Housing</u>					
Rehabilitation of electrical infrastructure	R 10 301 605	Unfunded	R 2 060 321	R 2 060 321	R 2 060 321
<u>Touwsrivier Housing Development (900 Housing Development)</u>					
Electrical	R1 513 895	Unfunded	R 0	R 0	R 378 474
<u>Leighpold Avenue: Rehabilitation</u>					
New Street lighting and relocation of overhead electrical services	R 12 018 539	Unfunded	R 6 009 269	R 6 009 269	
<u>Uitvlug Development (Industrial)</u>					
Industrial Development (Add 2 x 11kV CB panel at Industrial Substation, add 3.5km to 11kV cable) - Developers cost	R 34 338 684	Unfunded			
<u>Worcester Industrial Park Development (Avian Park)</u>					
New 66kV Substation and Electrical Bulk Supply	R 135 981 186	Unfunded			R 36 000 000
<u>TRANSHEX Residential Development (13 000 erven)</u>					R 103 016 050
<u>Fairway Heights Access Road (Trim Park)</u>					
Street lighting	R 2 518 170	Unfunded		R 2 518 170	
<u>Ward 1</u>					
Steenvlied - Skool Straat 11kV feeder (Tie in ring main.)	R 1 373 548	Unfunded	R 1 373 548		
Touwsrivier - Upgrade Main Incoming supply substation - Increase to 3 MVA in Feb 2012.	R 2 518 170	Unfunded		R 2 518 170	
Development - Proposed network extension to river between BP and Total Garages.(Developer cost) - See item 25.7	R 0	Unfunded			
Crescent - Industrial feeder - (Tie in two improve quality of supply) - Overheads	R 1 007 268	Unfunded	R 1 007 268		
Crescent - Industrial 11kV Feeder - Add 2,0km 35ABC OH 11kV AI Line and 2 kVA M/S 315	R 5 036 340	Unfunded	R 5 036 340		
Steenvliet - Skool street 11kV Feeder - Add 0.43km 35ABC OH 11kV AI Line	R 324 844	Unfunded	R 324 844		
11kV Network N1 - Upgrade network to accommodate development and load growth	R 1 259 085	Unfunded		R 1 259 085	

Description	Sector's Estimated Budget (Revised Base Date 2022)	Project Status	2022/2023 (Year 1)	2023/2024 (Year 2)	2024/2025 (Year 3)
<u>Ward 2</u>					
Hasie Square: Electrification 500 lots within the 50- and 100-year flood line no development.					
De Doorns (La rochel) - 11 kV Feeder - Add 1 x 11 kV CB panel at De Doorns Substation , add 1 x 1,6 km 95mm sqr Cu XLPE 11 kV Cable and 3 x 315 kV M/S's	R 3 738 072	Unfunded	R 3 738 072		
Eskom - Rumosa 11 kV Feeder - Add 6 x 11 kV CB panel at Eskom and Rumosa Substation, add 2 x 2,5 km 95mm sqr Cu XLPE 11 kV Cables	R 8 079 196	Unfunded	R 8 079 196		
New intake point from Eskom - New intake (5MVA @ 11kV)	R 16 368 106	Unfunded	R 16 368 106		
<u>Ward 3</u>					
De Doorns - Bowmast lighting - Voortrekkerweg.	R 830 996	Unfunded			R 830 996
<u>Ward 4</u>					
<u>Ward 5</u>					
SAR Houses De Wet electrification (Eskom distribution Area)					
<u>Ward 6</u>					
Hospital Park Substation - Upgrade low voltage overhead lines (Voltage regulation problems)	R 755 451	Unfunded	R 755 451		
Worcester Dam - Springbok T 11kV Feeder (Add 0.78km to 11kV cable) (Interconnection of Mmill SS) Network extension developers cost	R 7 500 000	Unfunded			R 3 750 000
Upgrade Electrical Network to Booster Pump : Panorama Pumpstation	R 717 678	Unfunded		R 717 678	
Brewelskloof Substation Upgrading of 4 X OCBs	R 1 964 173	Unfunded			R 1 964 173
New Casino Substation and 11kV Incomers - New 11kV Substation and 9 x 11kV CB panels	R 6 893 491	Unfunded			
Klue - Roux 11kV Feeder - Add 0.69km 240mm ² Cu XLPE 11kV Cable (Interconnecting of Mmill SS)	R 2 518 170	Unfunded	R 2 518 170		
Worcester Dam - Klue 11kV Feeder - Add 2.05km 240mm ² Cu XLPE 11kV Cable.	R 16 368 106	Unfunded			R 5 456 035
Mall - N1 Sub 2 x 11kV Feeder - 1km 120mm ² AL PILC, and 2x 11kV CB 1 at N1 Sub	R 5 036 340	Unfunded			
<u>Ward 7</u>					
Worcester CBD - Ohm to UGM and ABC upgrades	R 755 451	Unfunded	R 755 451		

Description	Sector's Estimated Budget (Revised Base Date 2022)	Project Status	2022/2023 (Year 1)	2023/2024 (Year 2)	2024/2025 (Year 3)
Electricity:Building Alterations & Additions	R 7 554 510	Unfunded	R 2 518 170	R 2 518 170	R 2 518 170
Hartwich between Fairbairn & Fischer - Upgrade OHM to ABC.	R 881 360	Unfunded			R 881 360
Mc Allister - Protea via RMU 11kV Feeder (Upgrade 1.85km to 11kV cable)	R 15 109 021	Unfunded			R 15 109 021
Protea Substation (Replace 5 x 11kV CB panels at Protea Sub+Add 2 panels)	R 5 539 974	Unfunded	R 5 539 974		
Replace 6 x 66kV OCBS at Robertson Rd SS.	R 5 539 974	Unfunded	R 5 539 974		
Rose Garden Sub (New Building and 10 x 11kV CB panels)	R 7 554 510	Unfunded		R 7 554 510	
Roux - Rose Garden 11kV Feeder (Add 0.58km to 11kV cable)	R 7 637 409	Unfunded		R 7 637 409	
Russell to Santam (Upgrade 1050m of 11kV cable between networks)	R 6 295 425	Unfunded			R 6 295 425
Telemetry Control - Robertson, Merrindol & Somerset SS	R 629 543	Unfunded		R 629 543	
Van Zyl between Fairbairn & Fischer - Upgrade OHM to ABC.	R 893 950	Unfunded			R 893 950
Fairy Glen- Ohm to UGM and ABC upgrades Fairy Glen	R 1 007 268	Unfunded			
Switchgear extensions Roux substation (refurbishment Municipal)	R 2 518 170	Unfunded	R 2 518 170		
Worcester CBD - Ohm to UGM and ABC upgrades - Phase 2	R 755 451	Unfunded	R 755 451		
Worcester CBD - Ohm to UGM and ABC upgrades - Phase 3	R 755 451	Unfunded		R 755 451	
Ward 8					
Mc Allister - Field via North Yard (Upgrade 2635m of 70mm Cu with 185mm AL 11kV cable between SS.)	R 24 371 858	Unfunded			R 12 185 929
Eskom - Mc Allister 11kV Feeder (Upgrade of 0.67km of 70mm Cu to 185 Al PILC 11kV cable)	R 7 554 510	Unfunded		R 7 554 510	
Industrial Development (Add 2 x 11kV CB panel at Industrial Substation, add 3.5km to 11kV cable) - Developers cost (See item 16.5)	See item 16.5	Unfunded			
Raymond Pollet Substation - rerouting of Eskom lines & upgrading substation.	R 2 518 170	Unfunded			
Replace 6 x 66kV OCBS at INDUSTRIAL SS.	R 6 375 755	Unfunded			R 6 375 755
Smith - Eskom 11kV feeder (Upgrade 70mm cable to 185mmAL 2620m of 11kV cable)	R 7 554 510	Unfunded		R 7 554 510	
Field 11kV Substation -Add 1 x 11kV CB panel, move Cable.	R 469 236	Unfunded			R 469 236
Mc Allister - APLC New 2nd 11kV Feeder - Add 1 x 11kV CB panel at Mc Allister and 0.54km 240mm ² Cu XLPE 11kV Cable.	R 3 777 255	Unfunded			
Roodewal to Field 11kV Interconnector Feeder - 1.8km 240mm ² Cu XLPE 11kV & 1x 11kV CB at Field SS	R 6 815 025	Unfunded			
Industrial - Samuel Walters 11kV feeder - 1.35km 185mm ² AL XLPE 11kV cable	R 4 759 342	Unfunded			

Description	Sector's Estimated Budget (Revised Base Date 2022)	Project Status	2022/2023 (Year 1)	2023/2024 (Year 2)	2024/2025 (Year 3)
Industrial Sub - Upgrading and replacement of redundant protection relays and equipment	R 3 777 255	Unfunded	R 3 777 255		
Ward 9					
Esselen Park - Sportfield Lighting (A-field lights, B-field all + mini sub)	R 4 000 000	Unfunded		R 4 000 000	
Roodewal Substation- Upgrade overhead lines network Phase 2 -(low voltage problems)	R 1 259 085	Unfunded	R 1 259 085		
Roodewal Substation- Upgrade overhead lines network Phase 3 -(low voltage problems)	R 1 259 085	Unfunded		R 1 259 085	
Roodewal Substation- Upgrade overhead lines network Phase 4 -(low voltage problems)	R 1 259 085	Unfunded		R 1 259 085	
Russell - Roodewal (Add 1800m of 11kV cable to network)	R 12 000 000	Unfunded			R 12 000 000
Ward 10					
66kV interconnections between existing municipal substations and the new proposed 132/66kV Substation to be constructed and commissioned by ESKOM commencing 2012	R 300 000 000	Unfunded			R 100 000 000
Rehabilitation of electrical infrastructure	R 15 109 021	Unfunded			
TRANSHEX- Zwelethemba 11kV Interconnector - 2 x 1.5km 240mm ² AL XLPE cable, and add 2x 11kV CB @ Zwelatemba	R 11 514 786	Unfunded		R 11 514 786	
Ward 12					
Parker Substation - Upgrade of low voltage overhead lines (Voltage regulation problems)	R 1 259 085	Unfunded	R 1 259 085		
Stockenstrom Str O/H to underground	R 755 451	Unfunded		R 755 451	
Stockenstrom Str O/H to underground Phase 3	R 755 451	Unfunded			
Stockenstrom Street - OHM to UGM between Church & Tulbach Streets.	R 1 007 268	Unfunded		R 1 007 268	
Van Zyl between Fairbairn & Fischer - Upgrade OHM to ABC.	R 893 950	Unfunded			
New Somerset 11kV Distribution SS - Boland College 11kV Feeder (Add 1.5km 11kV cable)	R 1 785 131	Unfunded		R 1 785 131	
New Somerset 11kV Distribution SS - Pole J5025 11kV Feeder (Add 0.76km to 11kV cable)	R 7 600 000	Unfunded		R 7 600 000	
New Somerset 11kV Distribution SS (New Distribution Network Development - Somerset)	R 7 021 620	Unfunded		R 7 021 620	
Russel St O/H to underground (Adderley – Porter street)	R 1 007 268	Unfunded		R 1 007 268	

Description	Sector's Estimated Budget (Revised Base Date 2022)	Project Status	2022/2023 (Year 1)	2023/2024 (Year 2)	2024/2025 (Year 3)
Somerset - de Wet Substations (Add 1500m 240mm 11kV cable to network)	R 17 627 191	Unfunded		R 17 627 191	
Somerset Substation (Add 2x11kV CB panels at Somerset Substations and 0.4km to 11kV cable)	R 5 036 340	Unfunded		R 5 036 340	
Stockenström St O/H to underground Phase 2	R 755 451	Unfunded			R 755 451
<u>Incorporated in ward 7 & 12 as per IDP</u>					
Church Street - Complete upgrade of existing street lighting 150W R 90,000	R 478 452	Unfunded		R 478 452	
Street Lighting - General Improvements	R 0	Unfunded			
Street Lighting - General Improvements	R 629 543	Unfunded	R 629 543		
Street Lighting - General Improvements	R 629 543	Unfunded		R 629 543	
Street Lighting - General Improvements	R 629 543	Unfunded			R 629 543
Street Lighting - General Improvements	R 629 543	Unfunded			
Worcester CBD - Ohm to UGM and ABC upgrades	R 1 007 268	Unfunded		R 1 007 268	
New Somerset Industrial Park Internal Distribution - 6.5km 185mm ² Cu XLPE, 6x 11kV 315MVA M/Sub, and 2x T3 switches -Developers Cost	R 15 000 000	Unfunded			R 15 000 000
<u>Ward 13</u>					
Somerset - New Somerset Distribution SS - 11kV Feeder (Add 1.25km to 11kV cable)	R 12 590 851	Unfunded		R 12 590 851	
New Somerset Distribution SS - Albatross 11kV Feeder (Add 0.74km to 11kV cable)	R 5 036 340	Unfunded		R 5 036 340	
New Somerset Industrial Park SS (66kV Feeder - Add 2 x 1.5km, 300mm ² 1C Cu XLPE 66kV Cables. And 11kV switchgear AUX equipment)	R 47 845 232	Unfunded			
New Somerset Industrial Park 66/11 kV - Somerset Developments - 0.7km 300mm ² AL XLPE 11kV cable	R 7 268 295	Unfunded			R 7 268 295
New Somerset Distribution SS - J 5025 11kV Feeder - Add 0.76km 185mm ² Cu XLPE 11kV Cable.	R 1 006 664	Unfunded			R 1 006 664
Goal to Avion Park Split an existing line into New Somerset Industrial Park SS - Split existing cable into New 66/11kV SS	R 3 259 368	Unfunded			R 3 259 368
New Somerset Industrial Park SS - Somerset Developments (PH 2) via TPClub - 1.5km 185mm ² AL XLPE 11kV cable	R 11 331 766	Unfunded			
Fisant - Avion Park split into New Somerset Distribution SS - (1 x OCB & 2 x 0.5 km 185mm ² AL XLPE 11 kV cable)	R 5 000 000	Unfunded			

Description	Sector's Estimated Budget (Revised Base Date 2022)	Project Status	2022/2023 (Year 1)	2023/2024 (Year 2)	2024/2025 (Year 3)
<u>Avian Park Housing</u>					
New Somerset Distribution SS (Add 2x11kV CB panels at Somerset Substations and 0.4km to 11kV cable)	R 1 813 082	Unfunded		R 1 813 082	
<u>Ward 15</u>					
Langerug - De Vos, Malan, Cilliers, De Villiers, Bosman Streets. PH-2 (Replace OHM with ABC.)	R 755 451	Unfunded		R 755 451	
Langerug - Upgrade bare OHM to ABC	R 755 451	Unfunded		R 755 451	
WOOD House - Hooegelegen 11kV Feeder - Add 1.6km 185mm ² Cu XLPE 11kV Cable and 3 x 315kVA M/S	R 6 547 242	Unfunded			
Worcester West - Replace bare OHM with ABC - Low Voltage problems.	R 755 451	Unfunded	R 755 451		
Worcester West - Upgrading and replacing of Street lighting networks.	R 453 271	Unfunded	R 453 271		
Van Rensburg Cres. - Cut in additional MSS. NRS 047 - Low Voltage)	R 1 762 719	Unfunded	R 1 762 719		
Worcester West - New Street lighting networks. (Brandwacht Str.) Developers project cost (R 150 000-00)		Unfunded			
Worcester West - Replace bare OHM with ABC - Low Voltage problems.	R 629 543	Unfunded	R 629 543		
Street lights: Governor, N1,Roux & Heyns street	R 1 309 448	Unfunded		R 1 309 448	
<u>Ward 16</u>					
Zwelethemba - Installation of additional lighting and upgrading of supply point	R 742 860	Unfunded	R 742 860		
Zwelethemba - Upgrade T37 and infrastructure (1 x OCB & 1 x MSS)	R 2 442 625	Unfunded			R 2 442 625
Zwelethemba: Upgrades O/H lines Phase 3	R 2 014 536	Unfunded			R 2 014 536
Zwelethemba: Upgrades O/H lines Phase 4	R 2 014 536	Unfunded			
Zwelethemba: Upgrades O/H lines Phase 1	R 2 014 536	Unfunded	R 2 014 536		
Zwelethemba: Upgrades O/H lines Phase 2	R 2 014 536	Unfunded		R 2 014 536	
High mast (flood) lighting (2 x Zweletemba) Phases 2 A	R 1 605 333	Unfunded			
<u>Ward 17</u>					
Telemetry Control of 66kV SS - Robertson, Merrindol & Somerset SS	R 629 543	Unfunded		R 629 543	
<u>Ward 18</u>					
Zwelethemba: Upgrades O/H lines Phase 1	R 2 014 536	Unfunded	R 2 014 536		
Zwelethemba: Upgrades O/H lines Phase 2	R 2 014 536	Unfunded		R 2 014 536	
Zwelethemba: Upgrades O/H lines Phase 3	R 2 014 536	Unfunded			R 2 014 536
Zwelethemba: Upgrades O/H lines Phase 4	R 2 014 536	Unfunded			

Description	Sector's Estimated Budget (Revised Base Date 2022)	Project Status	2022/2023 (Year 1)	2023/2024 (Year 2)	2024/2025 (Year 3)
Ward 19					
Ward 20					
Rawsonville - Residential area fill in Street Lights(Community Safety and SAPS requests)	R 118 354	Unfunded			
Not Allocated to Wards					
Scope	R 251 817	Unfunded	R 251 817		
Replacement of IT equipment Worcester Electrical Services offices	R 755 451	Unfunded	R 755 451		
Upgrading of department server	R 881 360	Unfunded	R 881 360		
Electricity network upgrades: Worcester	R 5 036 340	Unfunded		R 5 036 340	
Electricity upgrades: Worcester	R 6 295 425	Unfunded			R 6 295 425
Electricity upgrades: Worcester	R 7 554 510	Unfunded			
Loss control Bulk meters at 183 of 366 SS (New license criteria by NERSA)	R 10 000 000	Unfunded	R 2 000 000	R 2 000 000	R 2 000 000
Loss control Bulk meters at 183 of 366 SS (New license criteria by NERSA)	R 10 000 000	Unfunded	R 2 000 000	R 2 000 000	R 2 000 000
Sludge Pump x 2	R 163 681	Unfunded	R 163 681		
Upgrade of Commercial Metering Points to comply with NRS057	R 755 451	Unfunded	R 755 451		
Upgrade of Commercial Metering Points to comply with NRS057	R 755 451	Unfunded		R 755 451	
Upgrade of Commercial Metering Points to comply with NRS057	R 503 634	Unfunded			R 503 634
Upgrade of Commercial Metering Points to comply with NRS057	R 1 133 177	Unfunded			
Elect: 1 x 8 Ton truck and hydraulic lifting equipment (replace WM 817)	R 3 500 000	Unfunded	R 3 500 000		
Elect: Cable fault locator trailer (Elect)	R 302 180	Unfunded		R 302 180	
Elect: 2 x Compactor (Wacker)	R 125 909	Unfunded	R 125 909		
Elect: 1 x 1 Ton LDV complete with canopy and ladder rack New Metering Technician	R 448 234	Unfunded	R 448 234		
Elect: 5 Ton truck with hydraulic lift & clamshell bucket(Repl WM 513)	R 1 133 177	Unfunded	R 1 133 177		
Office furniture - building extensions	R 125 909	Unfunded	R 125 909		
Safe (Cable gun ammunition - fire arms act requirement)	R 6 000	Unfunded	R 6 000		
Hydraulic crimper (De Doorns) - 16mm - 240mm	R 50 363	Unfunded	R 50 363		
Zwelethemba additional supply point via Transhex	R 10 000 000	Unfunded	R10 000 000		
New additional 10 Ton lorry with crane for HV Section	R 4 000 000	Unfunded	R 4 000 000		
Refurbishment of Electrical Equipment	R 15 000 000	Unfunded	R 5 000 000	R 5 000 000	R 5 000 000
Traub Sub 11 Kva switchgear to be replaced	R 7 500 000	Unfunded	R 7 500 000		

Description	Sector's Estimated Budget (Revised Base Date 2022)	Project Status	2022/2023 (Year 1)	2023/2024 (Year 2)	2024/2025 (Year 3)
Additional Network for Zwelethemba	R 15 000 000	Unfunded	R 5 000 000	R 5 000 000	R 5 000 000
RMU/ Main Sub Switchgear Replacements De Doorns	R 3 000 000	Unfunded		R 3 000 000	
RMU/Main Sub Switchgear replacements Touwsrivier	R 3 000 000	Unfunded		R 3 000 000	
Roux Park capacity/equipment upgrade	R 5 000 000	Unfunded	R 2 000 000	R 1 500 000	R 1 500 000
Zwelethemba removal of mid-blocks	R 8 000 000	Unfunded	R 4 000 000	R 4 000 000	
Electrical Department Offices/store space upgrade	R 2 500 000	Unfunded	R 2 500 000		
66 kv Ripple Control	R 7 000 000	Unfunded	R 7 000 000		
11/400V Ground Mounted Transformers	R12 300 000,00	Unfunded	R2 460 000	R2 460 000	R2 460 000
11/400V Pole Mounted Transformers	R13 300 000,00	Unfunded	R2 660 000	R2 660 000	R2 660 000
11/400V Miniture Substations	R77 000 000,00	Unfunded	R15 400 000	R15 400 000	R15 400 000
11Kv Circuit Breakers	R56 700 000,00	Unfunded	R11 340 000	R11 340 000	R11 340 000
11Kv Ring Main Units	R42 500 000,00	Unfunded	R8 500 000	R8 500 000	R8 500 000
TRANSHEX Electrical Reticulation	R75 000 000,00	Grant	R15 000 000	R30 000 000	R30 000 000
Electricity Machinery and Equipment	R 2 250 000,00	Unfunded	R 750 000	R 750 000	R 750 000
Electrical Vehicles	R 2 250 000,00	Unfunded	R 750 000	R 750 000	R 750 000

Table 30.: *Multi-Year Electricity Capital Budget 2022 - 2025 Financial Year*

PROVISIONAL THREE-YEAR CAPITAL BUDGET 2021/22 FINANCIAL YEAR				
Description	Finance Source	2021/22	2022/23	2023/24
NOT ALLOCATED TO WARDS				
<u>Klipvlakte/ Transhex Residential Development (13 000 erven)</u>				
Electrical Reticulation	8.2	21 000 000	38 000 000	38 000 000
<u>Electricity (8112)</u>				
Refurbishment of electrical system	3.0	4 500 000	5 000 000	8 200 000
Cherry Picker vehicles	3.0	3 860 114	0	0
<u>Refurbishment of electrical system (NERSA)</u>				
2) Quality of supply data loggers and monitoring equipment.	3.0	1 000 000	0	0
Altona new Electrical Substation	3.0	6 000 000	15 000 000	0
Electricity – Vehicles	3.0	750 000	750 000	750 000
Electricity – Machinery and Equipment	3.0	500 000	750 000	750 000
WARD SPECIFIC				
<u>Ward Priorities</u>				
High Mast lights	3.0	4 500 000	0	0
Fencing of Substations	3.0	250 000	0	0
<u>Service Connections (Depending on Public Contr)</u>				
Electricity Connections	3.3	1 000 000	1 000 000	1 000 000
<u>Land Infill Developments</u>				
Johnsons Park - Electricity	3.0	1 980 000	0	0
Avian Park Industrial - Electricity	3.0	100 000	990 000	990 000
Somerset Park - Electricity	3.0	50 000	990 000	0

Table 31.: Provisional Three-Year Capital Budget 2021/22 Financial Year

PROGRAMME 5.1 (D): WASTE MANAGEMENT

The majority of households in Breede Valley has access to refuse removal services from the municipality or external service providers/private companies. Refuse disposal takes place weekly in terms of a collection schedule compiled by the municipality. When considering households **within the urban edge** only, 25 030 households had their refuse removed at least once per week, as at 30 June 2021 (see table below).

Description	2019/20	2020/21
	Outcome	Actual
Household		
<i>Refuse removal: (Minimum level)</i>		
Removed at least once a week	25 212	25 030

Description	2019/20	2020/21
	Outcome	Actual
Household		
<i>Minimum service level and above subtotal</i>	25 212	25 030
<i>Minimum service level and above percentage</i>	0	0
Refuse removal: (Below minimum level)		
Removed less frequently than once a week	0	0
Using communal refuse dump	0	0
Using own refuse dump	0	0
Other rubbish disposal	0	0
No rubbish disposal	0	0
<i>Below minimum service level subtotal</i>	0	0
<i>Below minimum service level percentage</i>	0	0
Total number of households	25 212*	25 030*
*Total reflects the total number of households including households not separately billed Source: BVM Annual Report 2020/21		

Table 32.: Refuse Removal Service Delivery Levels

1. STATUS QUO PERTAINING TO WASTE MANAGEMENT WITHIN BVM

Touwsrivier

Touwsrivier is serviced by a 4-ton compactor truck, collecting solid waste daily from businesses and households. Collected waste is disposed at the material recovery facility (MRF). From there the waste is trucked in 35 m³ skips to the Worcester landfill site. Black refuse bags are distributed amongst residents and refuse is placed on pavements for weekly collection. Communities do not have any disposal facilities close to home and inevitably dispose waste on pavements and public open spaces. Provision was made for the construction of mini drop-off facilities within different communities.

Two mini drop-off facilities, with an approximate value of R120 000, were constructed and placed in informal and hotspot areas for illegal dumping within the different communities. These drop-off facilities have been vandalized over the past years and proves difficult to clean and maintain due to the small entrance. The vandalised drop-off facilities have been demolished due to the structures being unsafe for the public. The existing drop-off facilities are being cleaned and maintained as part of the daily operations.

A total of 10 double-bin street refuse bins were placed in town for the disposal of litter on streets. More bins are required on pavements. The double-bin system serves a dual purpose as one side is used for recyclable materials, while the other for non-recyclable materials.

Material Recovery Facility (MRF)/Transfer station

The MRF/transfer station was managed by a private local company, Beirowplas, appointed in accordance with a tender process. The contract expired in 2017, after which the municipality opted to manage the Transfer Station internally. However, the MRF has not been in operation since concluding the contract. The equipment has since been refurbished and

brought to a working condition. BVM intends to capacitate and recruit internal staff members (from the applicable general workers pool and/or EPWP beneficiaries) to assist with operations at the facility. Ensuring that the operational capacity of the Touwsrivier MRF is restored, and managed internally, serves as a key strategic objective of the department. The estimated monthly saving of R29 000 emanating from this envisaged approach, could aid in directing resources to other operational initiatives planned within the department. In addition, recycling at source, by means of a two-bag system will be implemented in Touwsrivier in order to improve recycling initiatives within the town and BVM in general.

De Doorns

Wheelie bins have been distributed to about 250 households in De Doorns in 2018. We have also introduced the two-bag recycling system in certain areas of the town. More needs to be done in terms of awareness creation and education campaigns on recycling and how it could benefit the communities.

Black refuse bags are still distributed amongst all informal households and gets delivered to households by BVM twice per annum. Refuse is collected from residential homes and businesses once a week and disposed of at the Worcester landfill site. Household refuse are trucked on a daily basis to Worcester and disposed of at the landfill site. All formal dwellings have received wheelie bins in De Doorns. The recyclables are transported weekly to the Worcester MRF for separation.

Licensed landfill site

The landfill site near De Doorns has a license and for all practical reasons is operating legally. The municipality has constructed a satellite station opposite the site, accepting all household refuse in 2x 30m³ skips. These skips are transported to Worcester landfill site daily. The landfill site is only used for disposal of builder's rubble and garden waste.

Rawsonville

Vehicles from the Solid Waste Depot in Worcester collect waste daily from businesses and residents, which is transported and disposed of at the Worcester landfill site. Black refuse bags are distributed to all informal residential properties and placed on pavements for a weekly collection.

Recycling at Source

The department has extended the recycling at source programme to all residents in Rawsonville, except in the informal areas. Participation is good and bags with recyclable waste is transported and delivered to APD in Worcester.

Worcester

Businesses and all suburbs in Worcester have been supplied with 240ℓ and 770ℓ wheelie bins, which are serviced regularly. Refuse collection is done on a weekly basis, as per the collection schedule formulated for each suburb, while refuse generated by businesses within the CBD are collected on a daily basis.

Informal settlements

The municipality recently implemented and services 3 m³ skips. The skips have been placed at strategic locations within informal settlements for the provision of waste management services. These are serviced daily or as soon as the skips are full. The service is provided by a private company, that deploy and empty the skips when they are full. There are also 5 m³

skips which are serviced by the municipal trucks and a skip loader. BVM built a few mini waste drop-off facilities in Zwelethemba and Avian Park (Rolihlahla) during 2015/16. The drop-offs at Rolihlahla informal settlement were destroyed by community members but the drop-offs at Zwelethemba are working very well. Some have been vandalized but there is still 1 that is operating and serviced on a regular basis. The vandalised drop-offs have since been demolished due to safety concerns for the community.

The Municipality have also employed EPWP monitors at all the illegal dumping hotspot areas. The hotspot areas include Municipal Flats in Roodewal, Riverview, Hexpark and Russel Scheme. Certain monitors have been placed in streets where skips are in the area and at the drop off facilities in Zwelethemba. Their primary purpose is to clean and maintain the area, report water leaks, electrical faults and sewer blockages. They do street sweeping and distribute black bags in the informal areas. They communicate directly with the public in their areas of deployment and relay the communication to the municipality. They report illegal dumping for follow-up by the law-enforcement department. The Municipality envisages to place more skips in areas such as Roodewal and Riverview close to the flats for the monitors to collect and maintain refuse collection in the areas. Black bags are also distributed to the residence in the flats and are collected by the monitors.

Breede Valley MRF (Materials Recovery Facility)

The need has been identified to establish a recycling center where the community can extract valuable materials from the waste stream before the waste is transported to the licensed Breede Valley municipal landfill site. The MRF, a materials recycling facility, is a specialized plant that receives aggregated recyclable waste, and through a combination of mechanical sorting and manual labour, separates and prepares recyclable materials into dedicated streams for resale to manufacturers and end users who use recyclable products in their manufacturing or industrial processes. The Breede Valley MRF opened its doors on 2 November 2020 and sorts and bales all recyclable products emanating from households in the neighbourhoods of Paglande, Fair Way Heights, Van Riebeeck Park, Panorama, Meirings Park, Bergsig, Roux Park, Johnston Park I and II, and Victoria Park. The recyclables are placed in the transparent recycling bags. These recycling bags are picked up in residential areas on the day that scheduled garbage removal takes place in the area. A separate truck comes to load the bags. Communities are encouraged to, in instances where municipal clear bags are out of stock and/or not available, continue recycling practices by utilising any alternative clear bag(s) at their disposal. The MRF currently employs 24 (EPWP employees) who have received the necessary training to enable them to do the job effectively.

Landfill site

The current landfill site has a remaining lifespan of approximately two years. After completion of a survey during November 2016 by Jan Palm Consulting Engineering, it was found that the Worcester landfill site receives approximately 37 000 tons of solid waste per annum. The report found that a continuation of current disposal trends, without implementing waste minimization practices, would result in the landfill site reaching its capacity by May 2018.

Jan Palm Consulting Engineers Pty (Ltd). (JPCE) appointed Legacy Environmental Management Consulting (Pty) Ltd. (Legacy EMC), on behalf of the Breede Valley Municipality (BVM) as the independent environmental practitioners to undertake an Application for the Variation of the existing Waste Management Permit (WMP) for the Worcester Waste Disposal Facility (WWDF). The variations (amendments) to the Waste Management Permit (WMP) applied for as part of the Variation Application at the time, included the following:

- A request to increase the maximum height of the WDF since the WDF has already reached its maximum height in some places and there is currently no alternative waste disposal facility within the municipal boundaries. The adjacent regional landfill site will only be operational in ± 2 years; and
- Correcting the property description according to the latest cadastral information.

In accordance with Condition 4.15 of the current WMP for the WWDF, the maximum height of the facility above ground level shall not exceed 10 (ten) meters. However, in certain areas of the landfill site, the height exceeded the 10-meter restriction. The variation request to increase the maximum height of the facility to 25 (twenty-five) meters above ground level, is anticipated to extend the lifespan of the WWDF to 2030.

As per the DEADP endorsed PPP Plan, the pre-application Variation Report was made available for a comment period of 30 days on the Legacy EMC website, from the 14 July to 17 August 2020.

The Company G4S was appointed to provide security services on the landfill site as from January 2017. Since then, no major unrest incidents were reported on site. The Municipality will implement controlled access in the near future whereby the security guards of the said security company will provide control and registration of all vehicles entering the facility at the front entrance by means of a boom barrier, thereby restricting free access into the facility. Access control is needed to safeguard the landfill site by preventing unauthorised entry and enhance security. The recording of persons entering the premises on a daily basis by the security company can then be reconciled with the information provided by the employees of the landfill site. Spotlights placed in designated areas on the site will also be procured to enhance the safety and security of the site. Lastly, the fence is regularly maintained to mitigate unauthorised access to the site.

Street cleaning

Street cleaning in the CBD is performed on a regular basis, by a private company (Adendorff General Trading) whom has been awarded a three-year tender which will conclude on 30 June 2020. Currently, 16 workers with street trolleys are deployed daily to sweep, clean and empty street refuse bins on the pavements within the CBD. The contractor is currently maintaining satisfactory performance levels, which aids in promoting and maintaining a clean environment within the CBD.

Illegal dumping

The department makes use of tipper trucks and a digger loader to collect and remove illegally dumped material as and when required. Mini drop-off facilities were built in different suburbs (Zwelethemba and Avian Park). EPWP workers are appointed on a 6-month period to assist BVM in sweeping the streets and removal of litter. This particular project is dual funded by the CWDM.

Integrated Waste Management Planning for BVM

An Integrated Waste Management Plan (IWMP) is a statutory requirement of the National Environmental Management: Waste Act, 2008 (Act No. 59 of 2008) which came into effect on 1 July 2009. Its goal is the transformation of the historic methodology of waste management, i.e. collection and disposal, to a sustainable practice focusing on waste avoidance and environmental sustainability. The development of an IWMP is necessary as it is an integral tool to identify current needs related to a municipality's waste management service and acts as a guide towards sustainable management of waste in a municipality.

The municipality recently compiled its 4th Generation Integrated Waste Management Plan (IWMP). The previous generation served as point of departure to the new IWMP in order to promote continuity in waste management practices. In addition, the 4th Generation IWMP has been compiled in compliance with the National Environmental Management: Waste Act, 2008 (Act No. 59 of 2008). Implementation of the IWMP will be facilitated through municipal by-laws and in accordance with an implementation schedule.

The Integrated Waste Management Implementation Plan for the BVM was reviewed in September 2019 by Gibb (Pty) Ltd. A total of 37 projects were identified under seven priority areas:

1. Promote, educate and raise awareness with regard to integrated waste management:
 - Education and awareness raising is an ongoing activity to sensitize the community with regard to waste management and its best practices.
2. Improve waste information management:
 - With the completion of the material recovery facility, we have implemented the weigh bridge during July 2020 to provide us with more accurate information.
3. Ensure the effective and efficient delivery of integrated waste management services:
 - The provision of waste management services is provided to all residential areas in an effective and efficient manner that is affordable. We strive to provide other alternative methods to the informal areas as conditions are not always favourable in the communities. Accessibility to these areas are often challenging (e.g. areas with low hanging electricity cables and/or inaccessible road networks), which exacerbates the ability to adequately service these areas. Informal areas are provided skips as well black bags that are distributed on a quarterly basis to the households.
4. Promote waste minimisation through the re-use, recycling and recovery of waste:
 - Education and awareness campaigns are ongoing, and communities are encouraged to participate in the waste minimisation programmes that are implemented by the Municipality. Some areas within the BVM support the waste minimisation initiative very well, whilst participation and buy-in remains low in others. The municipality continues to strive towards reaching parity in this regard.
5. Improve regulatory compliance:
 - The Breede Valley Municipality must review and align the Integrated Waste Management By-Laws with current legislation.
 - There is also a great need for by-law enforcement with regards to the illegal dumping within the residential areas.
6. Ensure the safe and integrated management of hazardous waste:

- More education and awareness campaigns are needed to inform the public about household hazardous waste and the avoidance, reduction and safe disposal options available.
7. Ensure the sound budgeting and financial management for integrated waste management service:
- Sufficient provision in the budget for upcoming projects and action items must be made available.

Regular monitoring of the implementation plan is required to ensure that the goals, objectives and targets of the IWMP are accomplished within the allocated timeframes. According to Section 13(2) of The National Environmental Management Waste Act (59 of 2008), performance reports on the implementation of the integrated waste management plan must be prepared in terms of Section 46 of the Municipal Systems Act and must contain information such as the extent to which the plan has been implemented during the period, the level of compliance with the plan and the measures that have been taken to make any necessary amendments to the plan. The designated Waste Management Officer (WMO) is responsible for preparing the performance reports on the implementation of the IWMP on an annual basis. As the IWMP forms part of the Integrated Development Plan, required in terms of Chapter 5 of the Municipal Systems Act, this IWMP will comprehensively be reviewed after five years. Therefore, the next comprehensive revision of the IWMP should occur in 2025.

BVM IWMP - Implementation Plan

The following table provides the implementation plan to assist the BVM in meeting its objectives and targets. The implementation plan contains a number of projects and respective actions which, if properly executed, should enable the BVM to achieve its objectives and targets. The identified projects have been prioritised and span over a period of five years. The table below outlines the implementation plan:

Objective	Target	Project description	Timeframe					Estimated budget required
			2021	2022	2023	2024	2025	
GOAL 1: PROMOTE WASTE MINIMISATION AND PUBLIC AWARENESS	The separation at source programme needs to be rolled out across the rest of the BVM to ensure enough source separated materials to be delivered to new MRF for that to be run as a clean MRF.	<p>BVM needs to provide recycling bags to the identified areas that are not yet participating in the waste separation at source programme. More bags need to be issued, or residents should be encouraged to purchase their own bags. Continuous awareness and education should assist in ensuring they continue to recycle and make a plan to obtain bags to do so.</p> <p>The BVM needs to procure two additional cage trucks and each will require a team of three staff. The additional trucks will allow the BVM to roll out the programme to additional areas.</p>						R500 000.00 per cage truck. The salary of the six employees (two drivers/supervisors and four general workers) will be dependent on the BVM recruitment policy.
	Draft an Organic Waste Diversion Plan.	Draft a plan documenting the initiatives to reduce organic waste sent to landfills.						Nil, inhouse.
	Implement waste awareness campaign to promote home composting.	Conduct waste awareness campaigns on home composting to ensure for waste avoidance initiatives.						R15 000.00 per annum for awareness materials.
	Implement reuse initiatives and awareness campaigns.	<p>BVM have to run a completion in schools where the learners have to produce the best reusable item made from recyclables. The BVM can reward the learner with the best idea. In this manner awareness will be raised among the learners on recycling and re-using of materials.</p> <p>BVM have to encourage suppliers to make use of reusable materials for packaging.</p>						R15 000.00 for educational material and price for winner

Objective	Target	Project description	Timeframe					Estimated budget required
			2021	2022	2023	2024	2025	
	Install recycling awareness signage boards in De Doorns, Rawsonville and Touwsrivier to boost public awareness. Continue distribution of the recycling newsletter along with the monthly municipal bill.	<p>Use a service provider to supply and install notice boards. Use the Municipality marketing team to design public awareness advertisements for the board.</p> <p>Ensure that the newsletter is distributed on a monthly basis with the monthly municipal bill.</p> <p>Conduct waste awareness campaigns (presentations during assembly) in all BVM schools. Conduct waste awareness campaigns using competitions to encourage community to recycle. Conduct waste awareness through BVM social media by posting recycling tips.</p>						R20 000.00 per noticeboard.
	Implement waste awareness programmes at rural areas and farms to separate general waste for recycling and composting at source. The BVM can provide drop-off areas for the recyclables and collect from these areas. BVM should promote home composting at these areas.	<p>Conduct waste awareness campaigns on a regular basis to keep residents informed. Waste awareness campaigns will cover the following topics:</p> <ul style="list-style-type: none"> • Waste minimisation; • Source separation; • Recycling; • Composting; • Disposal of small amounts of residual waste; and • Prevention of illegal dumping and littering. <p>For the Municipality to strengthen and extend its current awareness initiatives, it is recommended that the Municipality liaises with DEA&DP's Policy and Minimisation Unit for more initiatives to raise awareness in communities. Some of those initiatives include the sharing of generic illegal dumping posters that the Municipality can adapt for awareness training for its staff (EPWP, YCOBB). The training will capacitate the staff to be able to conduct awareness campaigns at schools, assist communities with separation at</p>						R15 000.00 per annum for awareness materials. The superintendents of Solid Waste's salaries will be dependent on the BVM recruitment policy.

Objective	Target	Project description	Timeframe					Estimated budget required
			2021	2022	2023	2024	2025	
		source and educate the public on looking after their environment.						
	Implement Youth Jobs in Waste Programme (Department of Environmental Affairs) with part of the programme to be focused on waste education and training.	Developing hands-on skills development programmes to educate and fill vacancies in landfill operations, waste collection planning and administration, separation at source and refuse collection.						Nil, funded through DEFF.
	The BVM to provide stock for the Zwelethemba swop shop where recyclables can be traded.	The Municipality obtains partnerships with retail shops to support the swop shops in the community. The Municipality have to obtain additional stakeholders to contribute to the sustainable management of this project. BVM should seek the buy-in of retailers (Shoprite, Woolworths, Checkers, Farmers, etc.) to contribute to these swop shops. BVM has to appoint a marshal to ensure that the area is not vandalised. It can be integrated with a church/school or similar, where security is in any event to be provided.						R15 000.00 for stock per annum. The superintendents of Solid Waste's salaries will be dependent on the BVM recruitment policy.
	Establish swop shops in in Avianpark, De Doorns and Touwsrivier.	Secure a partner to support the swop shop going forward. It can be integrated with a church/school or similar, where security is in any event to be provided.						R28 000.00 per swop shop establishment.

Objective	Target	Project description	Timeframe					Estimated budget required
			2021	2022	2023	2024	2025	
	Initiate community-based waste management training and awareness programmes for rural councillors and communities in low-income areas.	Initiating hands-on community clean-up projects on a quarterly basis. The purpose and the social and environmental benefits of the clean-up projects must be conveyed.						R1 000.00 per quarter for bags and cleaning equipment.
	Initiate collaboration with SMMEs for informal recycling on landfills.	Work with SMMEs and informal recyclers to offer opportunity to further divert recyclables while stimulating job creation. Community-based organisations can also be approached.						Nil, investigation inhouse.
GOAL 2: EFFECTIVE SOLID WASTE SERVICE DELIVERY	Determine the exact number of households not receiving a collection service.	Appoint a service provider to conduct a community survey to identify the number of households not receiving waste collection services.						R1 500 000.00.
	Communal collection points or mini drop-off facilities be put in place in communities and at illegal hotspot areas to collect waste from currently unserved households and reduce illegal dumping.	Construct mini drop-off facilities in rural and informal household areas. Waste marshal to be appointed to provide awareness of what materials can go into skips.						R200 000.00 per drop-off location. The superintendents of Solid Waste's salaries will be dependent on the BVM recruitment policy.
	The Municipality currently (2020) keeps no records of complaints. The complaints registry must be reviewed to ensure that all	Buy software which enables the community to make online complaints and ensure that the complaints are stored on a server for future use. Keep a complaint register book at the landfills and municipality offices to ensure easy access by the residents.						R100 000.00 for software and nil for inhouse bookkeeping.

Objective	Target	Project description	Timeframe					Estimated budget required
			2021	2022	2023	2024	2025	
	complaints are being recorded for future use.							
	Provide receptacles for Touwsrivier area.	Provide 240ℓ wheelie bins.						R800.00 per wheelie bin.
	Develop a waste infrastructure masterplan and then investigate funding applications.	Appoint a service provider to develop a waste infrastructure masterplan and then investigate funding applications.						R250 000.00.
	Determine available airspace at all landfill sites.	Appoint external consultant to conduct remaining airspace calculations.						R75 000.00 per landfill for survey and calculations of remaining airspace.
	Construction of a composting facility in Worcester.	Construct a composting facility to divert organic waste from landfills.						R31 747 000.00 (Assessment of the Municipal Integrated Waste Management Structure report (2016)).
	Construction of public drop-off in De Doorns.	Construction of drop-off point to minimise illegal dumping in the areas and service the low-income area.						R11 758 000.00 (Assessment of the Municipal Integrated Waste Management Structure report (2016)).
GOAL 3: REDUCE ILLEGAL DUMPING	Promote awareness concerning waste management, recycling and prevention of illegal dumping and littering in rural areas.	Community should be educated on the adverse environmental and social impacts of illegal dumping. WMO to visit schools and engage community on other community platforms.						R15 000.00 per annum for awareness materials.

Objective	Target	Project description	Timeframe					Estimated budget required
			2021	2022	2023	2024	2025	
	Implementation of anti-littering by-laws.	Review the by-laws and include anti-littering by-laws by the end of 2022.						Nil, if undertaken inhouse or consultant fees of R100 000.00.
	Identify the underlying causes of illegal dumping (site-specific reasons).	<p>The waste management officer should assess potential reasons causing the prevalence of illegal dumping by way of:</p> <ul style="list-style-type: none"> Identify illegal dumping hotspot; Making key observations; Conducting brief community surveys and interviews; and Identifying the stream of waste that is predominant at the illegal dumping sites. 						Nil, to be undertaken inhouse.
	Identify illegal dumping hotspots.	Conduct an investigation to identify the illegal dumping hotspot.						Nil, to be undertaken inhouse.
	Rehabilitate illegal dumping sites which have been identified and mapped thus far. The Municipality must ensure that it compiles a contaminated land register as per the requirements of NEMWA.	Clear illegal dumping sites of all waste using EPWP workers.						Nil, use EPWP programme.

Objective	Target	Project description	Timeframe					Estimated budget required
			2021	2022	2023	2024	2025	
GOAL 4: IMPROVE WASTE INFORMATION MANAGEMENT	Registering of waste generators, transporters and recyclers and enforcing reporting to the Municipality.	Implement effective communication system: <ul style="list-style-type: none"> Place an advert in the local paper instructing organisations to register; Make registration forms available on the website; and Develop a database of companies operating in the BVM and track the registration and reporting status. Issue written notifications to the organisations which are not registered or reporting. 						R15 000.00 per annum for advertising materials. WMO to manage database, salary will be dependent on the BVM recruitment policy.
	Improve waste information record keeping at landfills.	Ensure that gate controllers are stationed at all landfill sites and that records are uploaded onto the Integrated Pollution and Waste Information System (IPWIS).						Nil, use inhouse staff.
	Conduct audits to ensure by-laws are in place and implemented correctly.	Utilise EPWP employees to conduct audits within its municipal jurisdiction to ensure compliance with the provisions of the by-law and will thus have a clear indication what waste types and quantities are being generated, recycled and disposed.						Nil, use EPWP's programme.
	Installation of weighbridges at the waste management facilities.	Install and maintain weighbridges at the De Doorns landfill, Touwsrivier landfill and transfer stations.						R1 200 000.00 per weighbridge.
	Conduct a waste characterisation study which takes seasonal variation into account.	The waste management officers should ensure that a WCS is conducted in each season of the year to account for seasonal variations. This should be done every five years.						Nil, to be undertaken inhouse.

Objective	Target	Project description	Timeframe					Estimated budget required
			2021	2022	2023	2024	2025	
GOAL 5: ENSURE SOUND BUDGETING FOR INTEGRATED WASTE MANAGEMENT	The Municipality must ensure that there is sufficient provision in the budget for upcoming projects and action items.	Develop an asset budget replacement plan and ensure its inclusion in the annual IDP budgeting process. This can be done with the annual IWMP implementation programme review and project evaluation.						Nil, review budget inhouse.
	Develop a detailed financial planning model.	Ensure that upcoming implementation actions are in the budget. Explore sources of funding. BVM to undertake a full cost accounting exercise to determine the true cost of waste management services.						Nil, review budget inhouse.
	Review vacancies in the organogram and fill as required.	The funded vacancies must be reviewed. The BVM has to appoint personnel to fill the funded vacancies. The funded vacant positions should be revised in line with the BVM budget for 2021/2022.						The cost to fill the vacancies will be dependant of the BVM remuneration policy.
GOAL 6: IMPROVE REGULATORY COMPLIANCE	Conduct annual internal and external audits for waste management facilities.	Appoint an external consultant to conduct external audits at all waste management facilities annually. The waste management officer should conduct internal audits on a quarterly basis.						R75 000.00 per landfill for external audit per annum.
	Calculate the landfill airspace of all landfill sites.	Appoint an external consultant to conduct an external landfill airspace investigation for all landfills.						R20 000.00 for landfill airspace calculations.
	Revise the by-laws in general to include national and provincial policies, and norms and standards where applicable.	By-laws should be revised to include the national and provincial policies, targets and norms and standards. Included the prohibitions of the Waste Act to ensure compliance with the NEM: Waste Act: National Norms and Standards for Disposal of Waste to Landfill (R.635 August 2013).						Nil, to be undertaken inhouse.

Objective	Target	Project description	Timeframe					Estimated budget required
			2021	2022	2023	2024	2025	
	Improve security and fencing at the landfill sites to ensure that waste is 'safe disposed'.	Improve security and enforce regular monitoring of activities undertaken at the landfills. Provide fencing at the Touwsrivier landfill site.						R400.00 per meter to repair and replace the fence.
	Prevent tyres from being disposed of at the landfills.	Improve security and enforce regular monitoring of activities undertaken at the landfills. Stockpile tyres as per the regulations.						Nil, to be undertaken inhouse.
	Provide stormwater infrastructure as per landfill licence at all landfills.	Provide stormwater drains at all landfill sites to channel, collect and store contaminated run-off.						R1 300 000.00 for Worcester landfill, R400 000.00 for De Doorns landfill, R200 000.00 for Touwsrivier landfill.
	Ensure compliance of the landfill containment barriers with R.634, R.635 and R.636 (National norm and standards for disposal of waste at a landfill).	Ensure compliance with R.635 in terms of the type of waste for landfill disposal. Appoint consultant to assist with closure and rehabilitation of existing unlined cells and development of new lined cells.						To be determined by consultants.
GOAL 7: ENSURE SAFE INTEGRATED MANAGEMENT OF HAZARDOUS WASTE	Educate the public about household hazardous waste and the avoidance, reduction and disposal options available to them regarding these wastes.	Educational awareness campaigns to educate the public on hazardous waste should be driven through: <ul style="list-style-type: none"> Local radio stations; Community open days/fairs; The establishment of environmental youth clubs; and Information sessions at community meetings and parent evenings. 						R15 000.00 per annum for advertising material.

Objective	Target	Project description	Timeframe					Estimated budget required
			2021	2022	2023	2024	2025	
	Ensure legal compliance by hazardous waste generators and transporters.	Registration and reporting of hazardous waste generators at the Municipality will allow the Municipality, as the service authority, to ensure that the waste is stored, transported, treated or disposed as is legally required. The by-laws should be reviewed to include that all hazardous waste generators (generating more than 20 kg per day) should register at the Municipality, and record the data and store it safely for five years to be in compliance with the National Waste Information Regulations, 2013. These generators must report to the BVM the waste types, quantities generated, etc.						Nil, if by-laws are reviewed and enforced.
	Educate the waste management employees of BVM on the latest legislation regarding hazardous waste, the identification thereof and the disposal options that are legal.	Send waste management officer to training programme regarding hazardous waste. Waste management officer to train waste management employees at landfill sites to identify hazardous waste.						R7 500.00 per course.
	Ensure compliance of waste acceptance at municipal landfills with R.636 (National Norms and Standards for Disposal of Waste to Landfill).	Gate controllers to be trained to identify Type 2 waste which may be disposed at Class B/GLB+ landfill sites and to identify other waste types that may not be disposed of at municipal landfills. Gate controllers to allow entry and disposal of acceptable waste types only.						R 10 000.00 per annum

Table 33.: IWMP Implementation Plan

2. FUTURE PLANNING AND RECOMMENDATIONS

Touwsrivier Transfer Station/MRF

The municipality handles collection services at all properties and the haulage of 35 m³ containers. The haulage of these containers from Touwsrivier and De Doorns is done internally. In addition, the management of the MRF and Transfer Station at Touwsrivier will also be conducted internally. Staff members will be trained to assist with the management and operation of the MRF.

Refuse Collection in De Doorns

The status quo of municipal vehicles currently collecting all business and residential solid waste should be maintained. Collected waste gets disposed of at the Worcester landfill site, the public is granted access to dispose their refuse at the transfer station next to the existing landfill site. The landfill site is closed for mixed waste and only accepts builder's rubble and garden waste. Mixed waste will be disposed within 3x35m³ skips that will be transported to Worcester landfill site.

Solid Waste Collection Services in Worcester

The status quo of municipal vehicles currently collecting all business and residential solid waste should be maintained. The BVM have procured 6 compactors since 2016 and have improved the collection of refuse within the municipality. Five of the recently procured vehicles are deployed and utilized within Worcester, while the remaining one is deployed and utilized in De Doorns respectively.

Recycling at Source in Breede Valley

Since April 2015, BVM collects and distributes clear recycling bags to residents in Worcester, De Doorns and Rawsonville. New clear recycling bags are issued for each full bag of recyclable material to participating wards. Full bags with recyclable material are placed on pavements on the day of collection next to the black refuse bags or wheelie bins and are collected by a dedicated municipal truck.

Recycling bags obtained from households are delivered free of charge to local recycling businesses in Worcester. Local companies receiving these bags have been requested to provide the municipality with monthly statistics on quantities recycled and additional jobs created by the project.

During the awareness campaigns, every resident received a clear bag, a pen, fridge magnet and an information pamphlet about recyclable items. A "Recycling Hotline" number and the name of Breede Valley Municipality were printed on the bags. On collection day, new bags are tied around the entrance gates or mailbox in exchange for a full bag of recyclable material. Should a resident not place a full bag of recyclable material for collection, no new clear bag is provided. Bags are however available at the department's offices.

Recycling information notice boards have been installed at entrances to participating neighbourhoods to constantly remind residents to take part in the project. Information regarding what is recyclable and what is not recyclable was also printed on the sides of the two new refuse compactors.

Education in Disadvantaged Areas

With the cooperation of NGOs, government departments and local businesses, Breede Valley Municipality has established educational programs on waste management in schools. BVM has developed a waste/recycling awareness mascot, Bin-Bin, who is currently operating at schools and ceremonies within towns. Bin-Bin has become a hero to young and old in BVM with her “war on waste” and to convince people to start with waste minimization practices.

Swop Shops Project within Disadvantaged Areas

The solid waste and area cleaning department partnered with the Worcester Christian Congregation regarding the establishment and management of a swop shop in Avian Park. The department donated R16 000 to the swop shop for educational purposes. Material is bought with the money that is exchanged for bags of recyclable material. The Municipality envisages to expand this model to other areas within the BVM. It is however imperative that a sustainable business model be developed that will ensure the longevity of this initiative.

Expanded Public Works Programme (EPWP) - Area Cleaning

Although certain cleaning initiatives have been rolled out in the municipality, proper area cleaning (street sweeping and litter collection) in all neighbourhoods throughout BVM remains a prominent shortcoming. To address this, the department (in collaboration with the EPWP section) launched an internal EPWP Area Cleaning project through which they have appointed individuals from the municipal unemployment database to sweep streets and pavements, do litter picking and remove alien vegetation. The department envisages to continue implementing this initiative in subsequent financial periods, subject to the availability of funding.

Rapid Response Truck

A Rapid Response Unit has been established in the department, consisting of a driver supervisor and six EPWP beneficiaries. The purpose of the unit is to react timeously to any complaints and/or requests for the removal of litter and refuse. Provision has been made on the departmental organogram to fill the vacancies with permanent employees.

Worcester landfill site

The Worcester landfill site is currently managed and used exclusively by the Breede Valley Municipality. Although the facility is managed well, drastic changes were implemented to ensure compliance with the permit requirements, as well as the new legislation regarding solid waste management. The following changes have been implemented:

- Revised operational hours at the site in order to reduce overtime costs.
- Rented a bulldozer and backhoe loader and a 10 m³ tipper on site
- Diverted waste into separate areas on the site for:
 - Garden / green waste
 - Building rubble
 - Mixed waste
 - Recyclable material

Transfer stations and MRFs and Regional Landfill Site

After a survey by Jan Palm Consulting Engineering on behalf of the CWDM for possible future regional disposal sites, Worcester was identified as the preferred location for the construction of a regional landfill site for the eastern part of the Cape Winelands district area. According to the engineers, the license application process has commenced and was submitted to DEA&DP (2014). A new regional landfill site should thus be constructed next to the existing Worcester landfill site. Due to the fact that the regional site will be financed and managed by CWDM, Breede Valley Municipality will have to make use of the regional site for disposal purposes. An appeal was lodged against the application for a license. The appeal has not been granted and the construction of the site will proceed as soon as possible. Disposal tariffs will be implemented at the new site, which means that the municipality will have to pay to dispose of waste.

Providing transfer stations and MRFs

Global trends are to move towards regional landfill sites, which are used by several municipalities from surrounding areas, instead of individual sites. Due to the fact that Breede Valley Municipality will soon have to deliver all waste to the regional landfill site, it will become essential to provide appropriate drop-off and recycling facilities in the different towns.

It is therefore recommended to provide transfer stations and MRFs at the following locations:

- De Doorns – A satellite station was constructed in 2017 (project completed)
- Next to the Worcester landfill site (cost ± R33m). (project completed)
- Drop-off facility in Rawsonville (cost ± R2m)
- Drop-off facility next to the Worcester Fire Station (currently managed by Green Valley Recyclers)

Worcester landfill site should also have a transfer station and MRF where the public can safely dispose of waste into 30 m³ containers. The public should be allowed to drive with their sedan vehicle into a building, offload their waste and recyclable material and drive off. The public should not be allowed onto the landfill site at all. Only the contractors managing the landfill site should be allowed to empty the 30 m³ containers.

Managing the landfill site and transfer stations/MRFs

It is the view of the department that the Worcester landfill site should be managed by a specialist service provider instead of the municipality itself. However, the municipality should manage the MRF with existing staff members. It is the view of the department that the proposed new transfer station in De Doorns as well as the existing MRF and transfer station in Touwsrivier should be managed by municipal staff.

Haulage of 30 m³ containers from transfer stations to Worcester landfill site

The truck consists of a “horse and trailer” and is used to haul waste from Touwsrivier and De Doorns to the Worcester landfill site. The same process can be followed in Rawsonville with the construction and operation of a transfer station and MRF with the 35m³ containers to the landfill site. Depending on the quantities of waste disposed, it might become necessary in future to purchase a second “horse and trailer”.

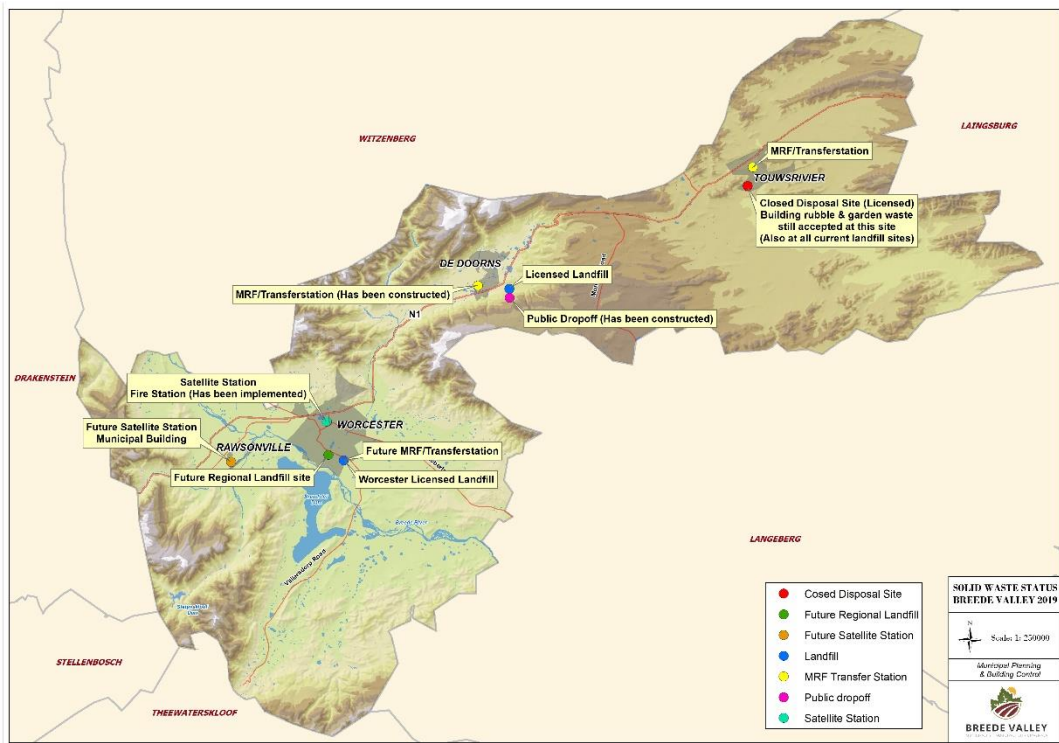


Figure 23.: *Status of Landfill Sites and Existing and Newly Planned Disposal Facilities*

BVM Solid Waste & Area Cleaning By-law

The by-law for solid waste and area cleaning was updated during 2008/09 and is due for an update. A concept by-law was compiled and was distributed to the various Municipalities for comments and inputs. The new by-law seeks to (amongst others) enhance alignment with the NEWMA: Waste Act. All BVM waste facilities are registered on the Provincial Integrated Waste and Pollution System and reported monthly on the IPWIS system of DEA&DP.

PROGRAMME 5.1 (E): CREATING INTEGRATED HUMAN SETTLEMENTS

The planning of projects marked a shift in policy at all levels of government with regard to housing provision. This policy shift entails a move from housing construction to the creation of “sustainable human settlements”; a shift to sustainable resource use; and a shift to housing resulting in real empowerment. The new policies are conceptualised in the National Housing Policy (Breaking New Ground) and in the Western Cape Integrated Human Settlements Policy (Isidima) as well as the new strategies formulated by the Western Cape Department of Human Settlements Strategic Plan 2020 - 2025, and includes the importance of human settlements in the promotion of social inclusion, economic growth and spatial restructuring.

Policy Landscape

There are a number of important policy documents which guide the development of provincial plans and strategies for Sustainable Human Settlements in the Western Cape.

The National Development Plan (2030) and the Breaking New Ground policy document are important national policies, both of which stress the need for more integrated, dense, and ‘demand’- orientated human settlement approaches.

As mentioned in subsection 4.5, The Western Cape Government recently reviewed its 2014 – 2019 Provincial Strategic Plan and adopted a new 5-year plan (2019 – 2024). As with the previous plan, the new plan provides an action plan for all provincial departments and the way the departments need to work transversally to achieve the overarching goal of an open opportunity society for all. The Provincial Strategic Plan states the challenges that need to be addressed and details the measurable actions that need to be undertaken. The Western Cape Provincial Government, in its attempt to build a safe Province where everyone prospers, identified five Vision-inspired Priorities (VIPs) that seeks to measure their commitment towards finding ways of improving the lives, livelihoods and experiences of residents throughout the Province. These five VIP’s, as illustrated below, are contained in this Plan and guide the manner in which resources are allocated and policies developed.



Source: Western Cape Government, Provincial Strategic Plan: 2019 - 2024

Figure 24.: Western Cape Government's Vision-Inspired Priorities

While all departments have a role to play in each of these priorities, the Department of Human Settlements will specifically respond to 'Mobility and Spatial Transformation'. The Department will also respond to 'Safe and Cohesive Communities' by ensuring that planning for human settlement developments considers the safety of its beneficiaries within communities.

Strategic Focus over the Five-Year Planning Period

For the period 2020-2025, the Department will focus on providing *more opportunities for people to live in better locations* and to *improve the places where people live*. In this regard, the Department will target Priority Housing Development Areas (PHDA), which will be used for high density, mixed-use, mixed-income, and mixed-tenure developments. Furthermore, the Department acknowledges that many people will continue to live in low-income formal and informal settlements, due to a range of reasons. With this in mind, the Department will continue to upgrade informal settlements, so that citizens can wait for a housing opportunity with dignity.

To achieve the Department's vision, emphasis will be placed on increasing housing opportunities and improving settlement functionality, efficiencies and resilience. Four strategic priorities have been developed to deliver on this mandate:

- Radical acceleration of housing opportunities;
- Radical implementation of innovative solutions;
- Radical integration approach to human settlements; and
- Radical empowerment and job creation.

The Western Cape Human Settlement Framework

The Western Cape Government is committed to improving the living conditions of the Province's citizens. To achieve this, the Department of Human Settlements has developed the Western Cape Human Settlement Framework, which is one of

the suites of Provincial Strategic Frameworks being developed as key decision-making documents, and serves as a roadmap to guide sustainable, integrated and resilient human settlement development in the Province.

Furthermore, this Framework focusses on instituting improvements within the current policy regime, explore innovative human settlement solutions as “test beds” to influence future policy, and identify possible levers to encourage partnerships with communities and the private sector. It will have a specific focus on the changing role of the state in the delivery of human settlements in the future and will include, amongst others, a response to backyard dwellers.

The Informal Settlement Support Plan

The Department has developed an Informal Settlement Support Plan (ISSP). The ISSP forms part of the Western Cape Human Settlement Framework that advocates for a move towards improving the living conditions of people at the places where they stay. It is the intention of the ISSP to enhance and accelerate the upgrading of informal settlements. It also focusses on the role of the state.

The Human Settlement Plan (HSP) for the Breede Valley aims to translate these policies into plans for implementation. The main purpose of the Breede Valley Housing Pipeline is to provide a road map and guidance to the municipality to not only plan for housing in terms of the number of structures built, but to plan for integrated human settlements that restore the dignity of the people of the Breede Valley. In particular, the aim of the document is to guide the identification and implementation of human settlement projects. In this regard it should be noted that it also includes housing projects with approved funding.

The Impact of Covid-19 on Human Settlements

The Impact of Covid-19 virus has had a large impact on the sector. Many of the programmes and projects has been delayed in Human Settlements. The pandemic has put more stress on the already limited Human Settlements Development Grant to municipalities. The National Department of Human Settlements, Water and Sanitation is in a process of reviewing all Business Plans and potential funding related to these projects, due to the uncertainties. A number of projects will be shifting to the outer years due to financial constraints. The national lockdown has caused further delay in the Transhex Housing Project, as it is now anticipated that the project will be delayed for up to eight months. However, this anticipated delay can be mitigated through a number of collaborative interventions from all stakeholders involved in the project.

The biggest impact of this pandemic is on informal settlements, and particularly relating to the provision of basic services. According to Stats SA’s General Household Survey of 2018, the Western Cape had the second-highest proportion of households living in informal dwellings. According to the World Health Organisation (WHO), water, sanitation and hygiene are key elements in fighting against the spread of this coronavirus. Guidelines recommend that people must frequently wash their hands with soap and water, and that they should disinfect surfaces as often as possible. In 2017, Statistics SA reported that 87% of South Africans have access to safely managed drinking water service. They also reported 75% of the urban population was using safely managed sanitation services. However, the coronavirus pandemic is revealing a different situation on the ground. Vulnerable communities in townships, backyards and informal settlements have limited access to water and sanitation services. Reports indicate that the lockdown may have exacerbated existing inequalities in access to water and sanitation services in townships and informal settlements.

The Department of Human Settlements, Water and Sanitation procured 41 000 water tanks for national distribution to ensure water supply during the lockdown. Breede Valley was allocated twenty-five (25) water tanks, of which 20 have been disbursed and allocated. The responsibility linked to the refilling of tanks were given to the municipality, however, the DWS supplied the water tankers. The sustainability of the arrangement is questionable because the municipality will struggle to continue with the service post Covid- 19. The number of households sharing communal standpipes and toilets is a huge problem in terms of dealing with Covid-19. Breede Valley supplies approximately seven hundred (700) chemical toilet units to services the 10 informal settlement in the area. The municipality also provide at least one water tap for every 25 families within a 200-metre radius, in order to comply with the minimum norm as stipulated by the Department of Human Settlements, Water and Sanitation. This has proven to be insufficient because of the rapid growth of the areas. The direct cost of providing this service cannot be fully costed, however, the current expenditure on the chemical toilets is estimated at R18 000 000 in the next three financial years. This cost is funded internally through the operating budget.

Households share a toilet that is placed outside the dwelling and is the biggest challenge in combating the spread of the virus through surface contamination. The cost of providing each household with a toilet will be exorbitant and unaffordable. The National Water and Sanitation Master Plan was developed to address most of these problems, however, the biggest challenge is ensuring that this process is fast-tracked in order to aid in dealing with the current pandemic and bring lasting solutions to this matter. The municipal department recommend the following strategies that should be considered post Covid-19, namely:

- **Water governance and legislative reforms:**

The Water and Sanitation Master Plan is one of the best approaches that the municipality has taken in addressing the long-standing water issues. The plan should outline action plans that needs to be implemented by the entire water sector in the municipality. This could also help to address the issues of equity and access to water and sanitation in marginalised communities.

- **Informal arrangements:**

Informal arrangements to water and sanitation are likely to be with us for a long time to come. While there is a need to try and provide adequate water and sanitation for all citizens, there is a need to recognise informal tenure and find strategies for making these exist and work along with formal tenure systems.

- **Community engagement:**

There is a need to engage the communities through social structures and civil society to create genuine dialogue in water service provision. For example, where communal taps and toilets should be located, coupled with the management and maintenance hereof. There is also the issue of relocations (de-densification) of people from some townships and informal settlements that must be duly considered and adequately communicated.

The housing demand list provides an indication of the demand for housing in the municipal area:

1. Housing Demand Database Profile per Town

Town	Assisted	Cancelled	Dormant	Waiting	Total	Comment
Albertinia				1	1	Outside
Ashton				3	3	Outside
Brandwag		2			2	
Bredasdorp		2			2	Outside
Caledon				2	2	Outside
Cape Town		1			1	Outside
Ceres				2	2	Outside
Clanwilliam		3			3	Outside
Darling	2	2			4	Outside
De Doorns	1272	944	159	5819	8194	
Eerste River		1			1	Outside
Franschhoek				2	2	Outside
George				2	2	Outside
Grabouw		1		1	2	Outside
Hermanus		1		1	2	Outside
Klapmuts				1	1	Outside
Klawer				1	1	Outside
Ladismith				1	1	Outside
Montagu		2			2	Outside
Mossel Bay				1	1	Outside
Napier			1		1	Outside
Oudtshoorn				1	1	Outside
Paarl		2		5	7	Outside
Prince Albert				1	1	Outside
Prince Alfreds Hamlet			1		1	Outside
Rawsonville	87	188	205	1519	1999	
Rheenendal				1	1	Outside

Town	Assisted	Cancelled	Dormant	Waiting	Total	Comment
Robertson				6	6	Outside
Rocky Hill		1			1	Outside
Saldanha Bay		1		1	2	Outside
Swellendam				1	1	Outside
Tesselaarsdal				1	1	Outside
Touwsrivier	71	390	41	1084	1586	
Tulbagh				1	1	Outside
Villiersdorp		2		8	10	Outside
Waenhuiskrans		1			1	Outside
Wellington			1	1	2	Outside
Wolseley	1	2	5	17	25	Outside
Worcester	1058	3270	6461	11523	22312	
Wuppertal				1	1	Outside
Grand Total	2491	4816	6874	20008	34189	63

* The current Breede Valley list consist of 20 008 waiting of which 63 are resident outside the municipal area (and will probably never be considered).

* The demand database is inclusive of all categories (Low cost, FIISP, GAP, Rental & Enhanced Services)

* The database is currently being reviewed, and will be updated in the Final 5th Generation IDP

Summary of the Breede Valley residents only:

Town	Assisted	Cancelled	Dormant	Waiting	Total
Brandwag		2			2
De Doorns	1272	944	159	5819	8194
Rawsonville	87	188	205	1519	1999
Touwsrivier	71	390	41	1084	1586
Worcester	1058	3270	6461	11523	22312

2: Access to Basic Services (The service statistics are currently being reviewed, and will be updated in the Final 5th Generation IDP)

SETTLEMENT	NUMBER OF STRUCTURES AS AT JUNE 2020	ACCESS TO BASIC SERVICES			NUMBER OF STRUCTURES AS AT DECEMBER 2020 (Internal Monitoring)	PERCENTAGE (%) INCREASE/DECREAS IN THE NUMBER OF STRUCTURES (JUNE 20 – DECEMBER 20)
		POPULATION*	TOILETS*	TAPS*		
RAWSONVILLE						
Geelkampie	98	405	25	5	98	0
Hamat Pietersen	268	1060	53	8	269	0.37
Spokies Dorp	210		77			-100
	576	1465	155	13	367	-36.28
WORCESTER						
North Mandela Square	1647	4984	155	65	1648	0.06
Aspad	717	1588	109	66	835	16.46
Avian Park (Rolihlahla)	1136	4408	135	114	1136	0
Roodewal	171	436	14	5	179	4.68
Langerug	24	12			24	0
Worcester West	4	28	4	2	4	0
	3699	11456	417	252	3826	3.43
DE DOORNS						
Sandhills (GG Camp)	1087	3956	95	15	1089	0.18
Ekhupumleni	0				2	-
Stofland	2590	9628	0	0	2634	1.7
Hasie Square	87	344	19	8	87	0
Mpumelelo	4	3000			1314	32750
Ebaleni	58	232	36	18	58	0
	3826	17160	150	41	5184	35.49
TOUWSRIVIER						

SETTLEMENT	NUMBER OF STRUCTURES AS AT JUNE 2020	ACCESS TO BASIC SERVICES			NUMBER OF STRUCTURES AS AT DECEMBER 2020 (Internal Monitoring)	PERCENTAGE (%) INCREASE/DECREAS IN THE NUMBER OF STRUCTURES (JUNE 20 – DECEMBER 20)
		POPULATION*	TOILETS*	TAPS*		
Zionpark	78	312	40	5	78	0
	78	312	40	5	78	0
TOTALS	8179	30393	762	311	9445	15.60

Table 34.: *Informal Settlements: Access to Basic Services*

3: Informal Settlements

Rolihlahla & North of Mandela Square



Figure 48. LOCALITY OF BOURNIVILLA



Figure 3a. NORTH OF MARCELA SQUARE 200 S. AERIAL PHOTO

Ebaleni & Stofland



Figure 16. EDA/MS 2013 annual report. Photo.



Figure 3.10: STOF LAND 2015 AERIAL PHOTO

Sandhills & Zion Park



Figure 115: SANDHILLS ORTOPHOTO (Satellite View)



Figure 120: ZION PARK 2015 AERIAL PHOTO

Aspad & Hasie Square



Figure 116: ASPAD 2015 AERIAL PHOTO



Figure 117: HASIE SQUARE 2015 AERIAL PHOTO

In terms of the settlement hierarchy, Worcester is the important town in the BVM and regarded as a regional settlement in the Cape Winelands. De Doorns and Rawsonville are denoted as local towns, providing economic opportunities and local administrative services and Touwsrivier as a rural town, focused on meeting the daily needs of the agricultural sector in particular. The focus of the HSP is on all the areas of the Breede Valley, with Worcester receiving more focus due to opportunities that exist.

5 YEAR DELIVERY PLAN 2019/20 – 2023/24 HSDG	Programme	2020/2021			2021/2022			2022/2023			2023/2024			Planning Comment		
		Average Site Cost (R'000)	60	Sites Serviced	Houses Built	Funding R '000	Sites Serviced	Houses Built	Funding R '000	Sites Serviced	Houses Built	Funding R '000	Sites Serviced		Houses Built	Funding R '000
		Average Unit Cost (R'000)	130													
WINELANDS DISTRICT																
Breede Valley		754	375	85 250	750	200	78 340	484	200	64 720	0	0	0			
Worcester New Mandela Square (652) + 391 IRDP	IRDP													Project is not prioritised and is not budgeted for 2021/2022 financial year.		
Touwsrivier (900 Services – 900 Units) IRDP	IRDP													PIRR Application required. Bulk infrastructure issues are delaying the NEMA process and in turn is delaying the submission of the PIRR Application.		
ISSP Zwelethemba North Rem Erf 1 (2000 sites) UISP	UISP				100		6 000	100		6 000				PFR Application required urgently. Site subject to recent land invasion adding more than 1000		

5 YEAR DELIVERY PLAN 2019/20 – 2023/24 HSDG	Programme	2020/2021			2021/2022			2022/2023			2023/2024			Planning Comment		
		Average Site Cost (R'000)	60	Sites Serviced	Houses Built	Funding R '000	Sites Serviced	Houses Built	Funding R '000	Sites Serviced	Houses Built	Funding R '000	Sites Serviced		Houses Built	Funding R '000
															new informal structures to Zwelethemba. Neither NEMA nor LUPA processes have been completed. The project is not included in the 2021/2022 business plan.	
ISSP Zwelethemba North Rem Erf 1 NGO	UISP			3 000			0			0				Project has been put on hold due to financial constraints.		
Worcester Transhex Phase 1 (2546 of 3231) Services	IRDP	754		37 000	650		46 340		100	13 000		200	26 000	Project being implemented.		
Worcester Transhex Phase 1 Tops (800)	IRDP		350	42 000		200	26 000		200	26 000		50	6 500	Project being implemented.		
Transhex Traffic Intersections	BULK													Project being implemented.		

5 YEAR DELIVERY PLAN 2019/20 – 2023/24 HSDG	Programme	2020/2021			2021/2022			2022/2023			2023/2024			Planning Comment		
		Average Site Cost (R'000)	60	Sites Serviced	Houses Built	Funding R '000	Sites Serviced	Houses Built	Funding R '000	Sites Serviced	Houses Built	Funding R '000	Sites Serviced		Houses Built	Funding R '000
			Average Unit Cost (R'000)													
Transhex Professional Fees	IRDP														Project being implemented.	
Worcester Fisher St Portion Erf 1 – 10253 (307 services – 307 units) IRDP FLISP	IRDP									1 000					Project has been moved to the outer years due to financial constraints. PFR Application required. NEMA and LUPA process need to be completed.	
Avian Park Albatross Str-Rem-Erf 1 (500 services – 900 units) IRDP FLISP	IRDP									2 000					Project not prioritised both NEMA and LUPA process need to be done.	
De Doorns GG Kamp Sandhills (1000) ISSP	UISP									1 000					Project not prioritised. Both NEMA and LUPA process need to be done. PFR Application urgently required. The land	

5 YEAR DELIVERY PLAN 2019/20 – 2023/24 HSDG	Programme	2020/2021			2021/2022			2022/2023			2023/2024			Planning Comment
		Sites Serviced	Houses Built	Funding R ‘000	Sites Serviced	Houses Built	Funding R ‘000	Sites Serviced	Houses Built	Funding R ‘000	Sites Serviced	Houses Built	Funding R ‘000	
Average Site Cost (R’000)	60													
Average Unit Cost (R’000)	130													
														availability agreement must be concluded with the National Department of Public Works.

Table 35.: 5-Year Housing Delivery Plan

Human Settlement Development Grant: Allocated funding and agreement of delivery targets

The allocation and targets per municipality have been amended according to the pipeline information as discussed and outlined above. The department has allocated the following funding to Breede Valley Municipality for the implementation of Human Settlement projects over the MTEF:

2021/22: R 64,720,000 (Indicative amount subject to approval of projects)

The table below lists the proposed projects and provisional funding for the 2021/22 financial year (01 April 2021 – 31 March 2022).

BREEDE VALLEY	PLANNED 2021/22		
	Sites	Units	Funding R'000
Worcester New Mandela Square (652) + 391 IRDP			
ISSP Zwelethemba North Rem Erf 1			
Worcester Transhex Phase 1 (2546 of 3231) Services	484		R 38 720
Worcester Transhex Phase 1 Tops (800)		200	R 26 000
SUB-TOTAL	484	200	R 64 720

Table 36.: Human Settlement Development Grant: Allocated Funding and Agreement of Delivery Targets

In the final analysis, it is evident that there is potential for the settlements in the Breede Valley Municipality to become more integrated and sustainable, and thus improving access to opportunities and the quality of life of its residents in the medium term. It is intended that this plan should ultimately be incorporated into the IDP and be approved annually. The following map provides information of informal settlements within the municipal area:

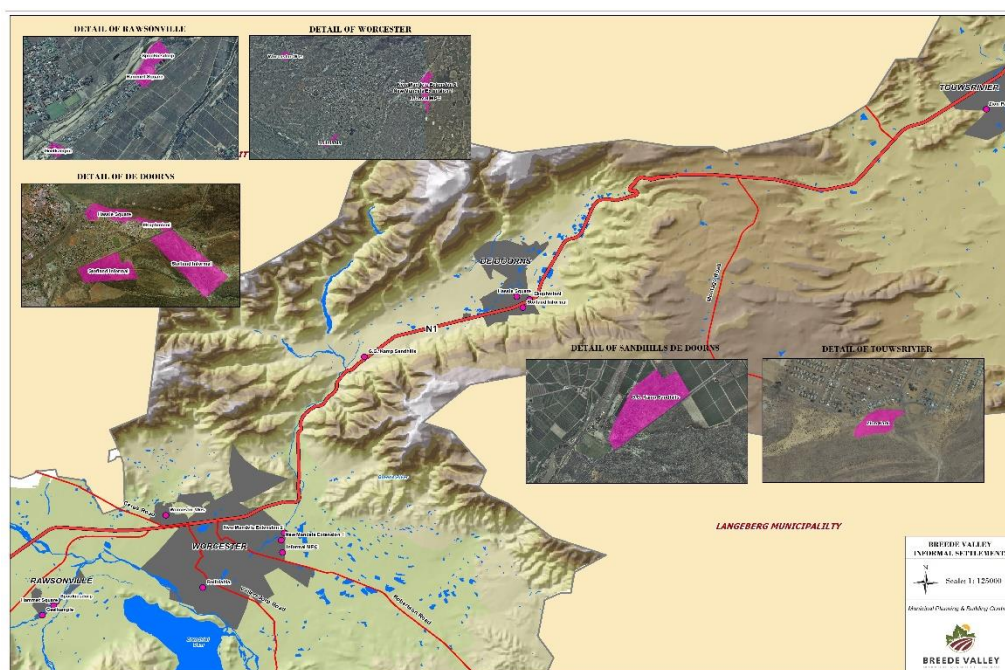


Figure 25.: Informal Settlements in Breede Valley

The following maps provide a macro- and micro-analysis of housing developments within Breede Valley municipal service area:

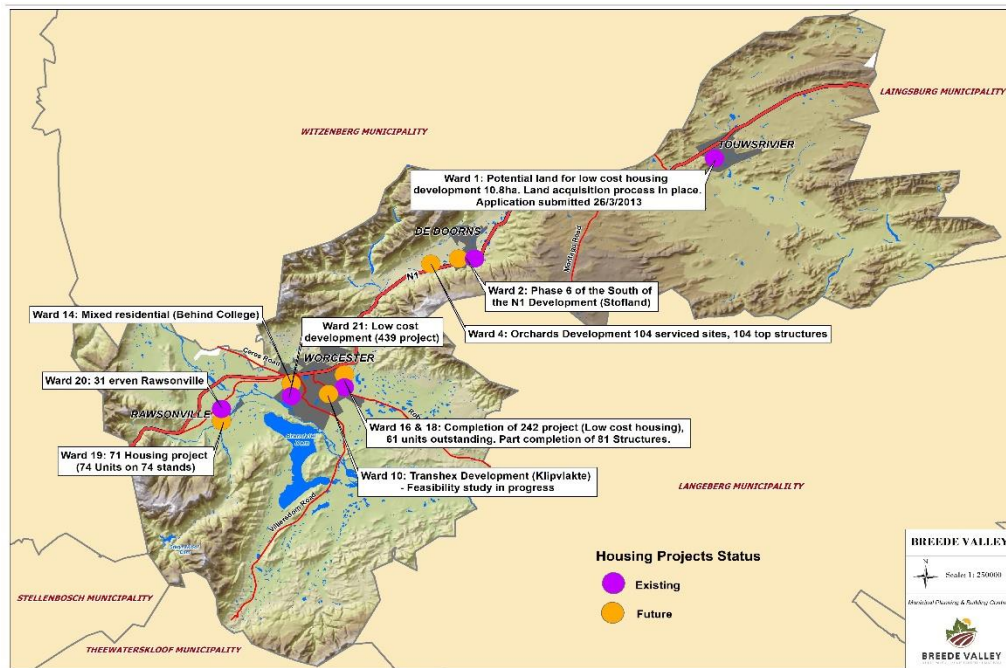


Figure 26.: Housing Development Area

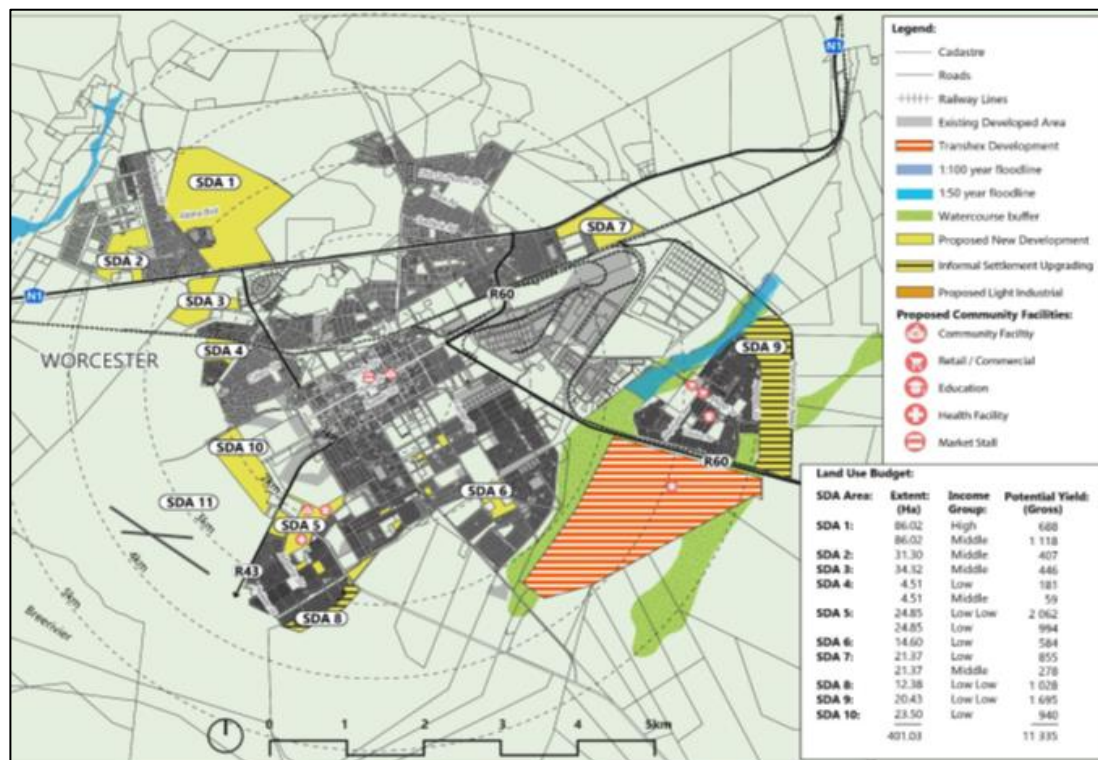


Figure 27.: Proposed Areas for Residential Development – Worcester

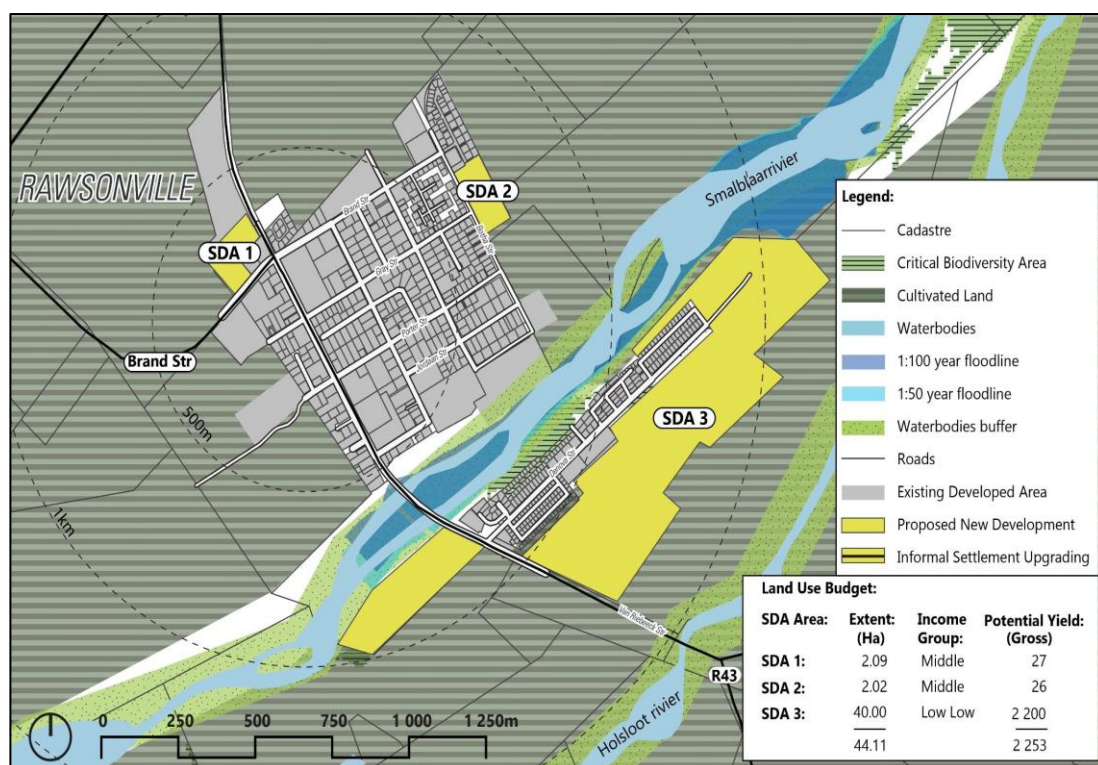


Figure 28.: Proposed Areas for Residential Development - Rawsonville

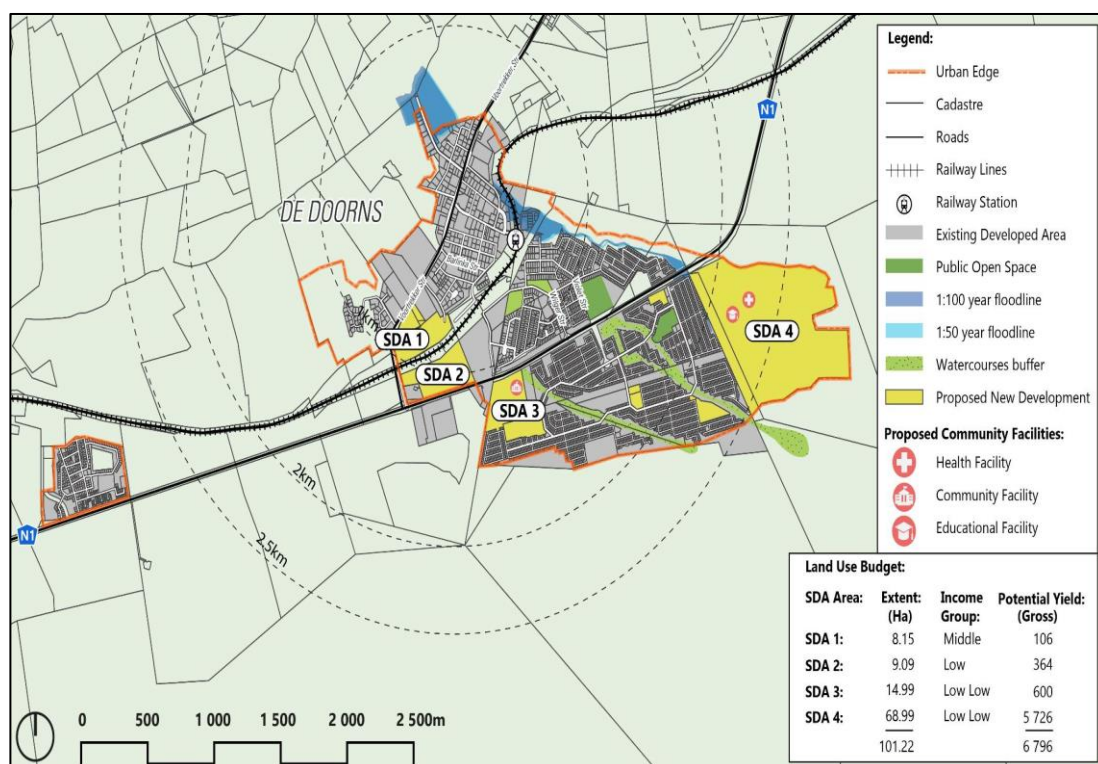


Figure 29.: Proposed Areas for Residential Development – De Doorns

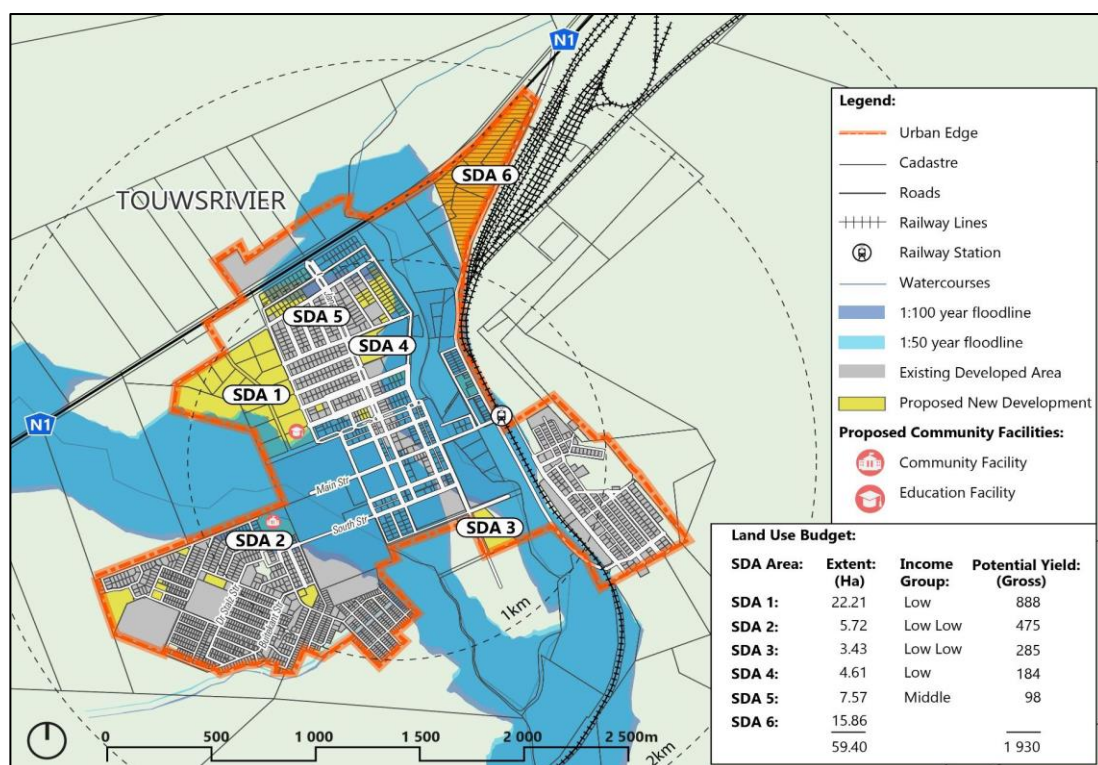


Figure 30.: Proposed Areas for New Development – Touwsrivier

National Catalytic Programme

Transhex Low Cost Residential Development and Associated Infrastructure on the Remainder of Erf 1 Worcester.
Project Description.

The region of Worcester and Robertson suffers from a shortage of houses for the local community. Developable land in Worcester is scarce due to the sensitive nature of the natural environment in general, the heritage and visual sensitivity of most of the area, as well as the good quality of most of the agricultural land. Overpopulation is therefore a major concern and this proposed development will provide the needed housing for the local community.

Erf 1, appropriately named “Kipvlakte” and extending a total of 380ha, is situated east of the town of Worcester and is bordered by Zweekhemba township to the north, Hexpark settlement to the west, agri-industrial activities (Rainbow Chicken Farms) to the east and agricultural activities to the south. The R60, which connects Worcester to the rest of the Breede Valley Municipality (Robertson, Ashton and Montagu), delineates the northern border of Erf 1. Prominent on the property is the Hex River flowing in the north-south direction from the Matroosberg mountain catchment area into the Breede River. The site has historically been used for agricultural purposes, but these activities have since ceased. However, there is an indication of possible informal livestock grazing.

The proponent, Breede Valley Municipality, proposes to develop the whole of Erf 1 as local area development framework including residential, business and civil institutions. The site has been identified by both the Planning and Building Development Management Department and the Spatial Planning and Urban Design Department as an area with significant

potential for development. Currently the property is zoned as undetermined according to the Breede Valley Zoning Scheme Regulations and is standing vacant.

The proposed development of the site will include the following buildings, institutions and infrastructure:

- Housing:
 - Subsidy housing including single, single-storey semi's, single-storey row housing, double-storey semi's and double-storey row housing (7 452 units approximately 64,5% in total)
 - GAP housing (708 units approximately 8%)
 - Market housing (680 units approximately 7,3%)
- Educational facilities:
 - Early childhood development (ECD) centres (approximately 16)
 - Primary schools (approximately 6)
 - Secondary schools (approximately 3)
- Places of worship (approximately 12)
- Sports fields (approximately 3)
- Three mixed used local nodes to the north of the property
- A civic and business node and an informal business node located close to the center of the development which includes (total covering approximately 9,3ha):
- A community health centre
- Community hall
- Library
- Municipal offices
- Postal office
- Police station
- Fire station
- Market
- Retail and offices
- A taxi rank
- An old age home
- A children's home
- Public open space areas (approximately 11)
- A development buffer zone around the Hex River civil infrastructure:
- Storm water canal south of the R60 (northern border of the property)
- Stormwater retention facilities (approximately 7)
- Bulk electricity infrastructure;
- Bulk water and waste water infrastructure
- Roads (class 2, 3, 4 and 5)

All bulk services will be provided by the Breede Valley Municipality, i.e. the link services to the site and the upgrading of bulk services including:

- Bulk potable water supply which includes bulk piping infrastructure from the reservoir to Erf 1.
- The upgrade of the Langerug Reservoir will also be applied for.
- Bulk sewerage piping from the Worcester Waste Water Treatment Works to Erf 1.
- The construction of a pump station located to the west of the proposed site.
- Access to the site will be taken from the R60 to the north, Fisher Street from the west and from the Aan De Doorns Road in the south.
- In terms of stormwater, it is proposed to divert a portion of the runoff from Zwelethemba to the Hex River in a cut-off channel, located either in a 25m-wide reserve adjacent to the R60, or in the Eskom reserve which traverses the site.



Figure 31.: Site Layout Phased Plan

Land Use	Phase 1	Phase 2	Phase 3	TOTAL
BNG housing (subsidy)	1 419	2 167	1 842	5 428
Enhanced serviced sites	991		1 032	2 023
GAP housing	134	608		742
High density (GAP/rental)		680		680

Land Use	Phase 1	Phase 2	Phase 3	TOTAL
Place of worship				1,34ha
Place of instruction				1,52ha
Primary school				16,09ha
Secondary school				9,46ha
Parks				2,49ha
Sport field				9,84ha
Mixed use (next to R60)				14,31ha
Business				12,47ha

Table 37.: Land Use

Direct Costs	Amount
Internal civil services (BNG & GAP) (8 872)	R406 500 000
Top structure construction (BNG) (5 428) ***	R711 700 000
*** Excludes high-density residential & GAP	
Bulk services	Amount
Waste water treatment works	R46 100 000
Bulk water supply	R82 000 000
Bulk sewer	R8 000 000
Bulk electrical	R84 400 000
Bulk traffic – road upgrades	R46 000 000
Bulk traffic – bridges	R100 000 000
Indirect Costs	Amount
Clinics, police stations, library, educare facilities, schools, etc.	To be determined
refuse removal trucks	R11 500 000
Parks (R500 / m2)	R12 500 000
TOTAL	±R 1,5b

Table 38.: Cost Summary

STRATEGIC OBJECTIVE 2:

To create an enabling environment for employment and poverty eradication through proactive economic development and tourism

PROGRAMME 5.2: UNLOCKING DEVELOPMENT THROUGH SPATIAL DEVELOPMENT FRAMEWORK

PROGRAMME 5.2 (A): REVIEW OF SPATIAL DEVELOPMENT FRAMEWORK

The Spatial Development Framework (SDF) is a long-term forward planning document that spatially indicates the long-term growth and development path of a municipality. It coordinates the spatial implications of all strategic sector plans (engineering, transport, economic, housing, community services, etc.) of a municipality. An SDF is also one of the core components of a municipal IDP and gives physical effect to the vision, goals and objectives of the municipal IDP. It is imperative to note that this section does not represent the municipal SDF in its entirety, instead, it merely provides a synopsis thereof. The complete SDF is available on the municipal website for further perusal.

With the enactment of the new planning dispensation, which includes the Breede Valley Municipal Land Use Planning By-law, 2015 (By-law), the Western Cape Land Use Planning Act, No 3 of 2014 (LUPA) and the Spatial Planning and Land Use Planning Act, No 16 of 2013 (SPLUMA), Council must adopt a Municipal Spatial Development Framework (MSDF) within five years of implementation. The Breede Valley Municipality implemented the above new planning dispensation on 1 December 2015 through Provincial Gazette Notice No 7485 by repealing the Land Use Planning Ordinance of 1985 (LUPO). All applications thus submitted since 1 December 2015 had to be submitted in terms of the By-law which was aligned to the new land use and spatial planning requirements as set out in LUPA and SPLUMA.

On 29 May 2017, Council approved the adoption of the 2013 Municipal Spatial Development Framework as part of the 2017/ 2022 IDP (Council Resolution: Resolved that in respect of the Adoption of the 2013 Approved Municipal Spatial Development Framework as part of the IDP in terms of the Local Government Municipal Systems Act (Act 32 of 2000) (MSA) for the Breede Valley Municipality in line with the Western Cape Land Use Planning Act (Act 3 of 2014) (LUPA), the Spatial Planning and Land Use Management Act (Act 16 of 2013) (SPLUMA) and the BVM Land Use Planning By-law (P.N. 7485/ 2015), discussed by Council at the Council Meeting held on 29 May 2017: 1. That the BVM: SDF 2013 as approved by Council on 30/05/2013 be adopted as part of the 2017/ 2022 IDP).

The 2013 Municipal SDF was taken on review in 2018/2019 in order to align it with the planning and development principles laid down in SPLUMA and LUPA.

Section 20(2) of the Spatial Planning and Land Use Management Act (SPLUMA) indicates how a municipal SDF must be prepared as part of a municipal IDP and in accordance with the provisions of the MSA, while Section 21 prescribes the content that must be included in the SDF. In Section 10(1) of the Land Use Planning Act (LUPA) reference is made to a municipality adopting or amending its SDF in terms of the MSA. Section 10(2) gives guidance regarding the minimum content that should at least be included in the SDF. Section 3 of the Breede Valley Municipal Planning Bylaw also refers to the compilation or amendment of the SDF in accordance with the MSA and prescribes the processes to be followed.

The purpose of the Spatial Development Framework

In addition to guiding land use management, the Breede Valley Spatial Development Framework also has the following important roles:

- Give effect to the principles contained in the Development Facilitation Act, Chapter 1
- Set out objectives that reflect the desired spatial form
- Define strategies and policies to achieve these objectives which must indicate, amongst others, the desired pattern of land use and how spatial reconstruction will be addressed, as well as provide strategic guidance in respect of the location and nature of development
- Set out a capital investment framework for development programmes (this will mainly inform public sector investment priorities)
- Include a Strategic Environmental Assessment (SEA) in the compilation of the SDF
- Identify programmes and projects for development of land
- Ensure alignment with neighbouring municipal SDFs
- Provide a visual representation of the designed spatial form, with the municipality in the form of a map, which must indicate the following:
 - public and private land development and infrastructure investment
 - desired and undesired use of land
 - may delineate the urban edge
 - identify areas for strategic investment
 - where policy intervention is needed
 - indicate where authority spending is required

SPLUMA sets out five (5) development principles applicable to spatial planning that can be translated into a set of collective development objectives in accordance with the national agenda that forms the overarching objectives of the SDF, namely:

- Spatial justice;
- Spatial Sustainability;
- Efficiency (optimising the use of existing resources and infrastructure);
- Spatial resilience (allow for flexibility in spatial plans); and
- Good administration.

The Breede Valley Municipal Spatial Development Framework indicates the spatial development framework for the municipality as a whole and comprises various elements:

A spatial vision statement was developed for the SDF namely: A Breede Valley dedicated to providing efficient **quality services** by working in partnership with its citizens and businesses to enhance the **quality of life** and to create a safe, healthy and vibrant community in which to **live, work, play and visit**.

The vision is grouped into six key development principles to provide a framework to address aspects relating to the urban environment.

The development principles are the guiding factors that will endeavour to assist with the spatial structuring of the urban environment, which will further shape Breede Valley Municipality into a place where people can live, work, play and visit. The SDF will further be a tool for decision-making and the identification of priority projects.

- Economic Development
- Vibrant Local Tourism
- Enhanced residential character
- Accessible social and civic facilities
- Outdoor Lifestyle
- Sustainable cities and communities

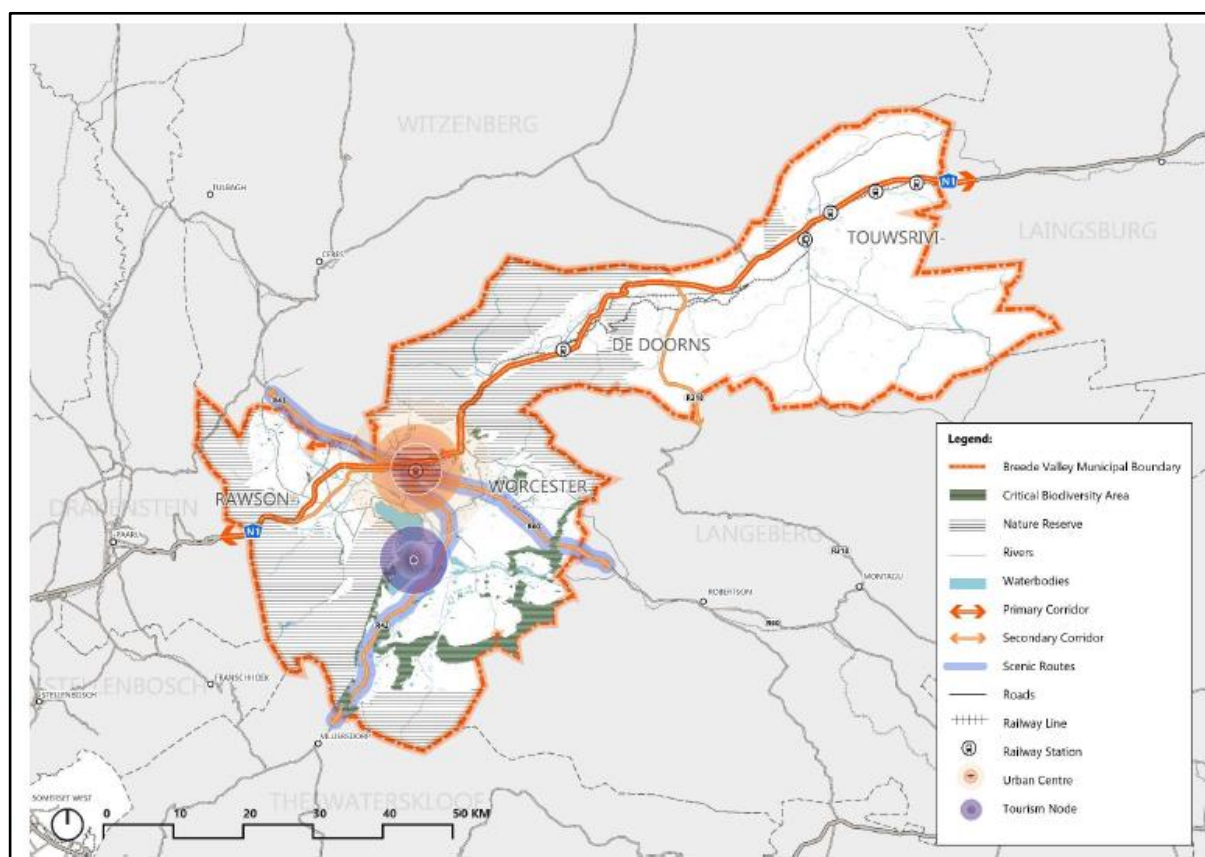


Figure 32.: *BVM Regional Spatial Development Conceptual Framework (2019)*

Originating from the Conceptual Framework map and development principles set for the municipal area, three major issues were identified that align with the SPLUMA SDF guidelines. These include:

- **Protective initiatives:** Places and things that are to be protected and maintained to achieve the vision and spatial concept.
- **Change initiatives:** Are things that need to be changed, transformed, or enhanced to achieve the vision and spatial concept.
- **New development initiatives:** New development or initiatives to be undertaken to achieve the vision and spatial concept.

The spatial framework is developed through an interrelated set of nodes, networks and surfaces. The essence of development in this system is the movement of people, goods and services that produces the basic impetus for developing functional relationships between otherwise independent and unrelated elements.

Spatial proposals for the urban settlements

The spatial proposals for each of the four urban settlements are set out in detail in the BVM: SDF and provides strategic guidance in respect of the future spatial development.



Figure 33.: Worcester Spatial Development Framework

- Worcester is the administrative centre of the Municipality and as such has been identified as the primary node with the Breede Valley Municipality. Gateways are important in creating a sense of place for towns. These gateways should as such be maintained as significant features and signage in the vicinity of the gateways must be avoided.
- Development within the existing urban form should be promoted to enable optimal use of available infrastructure and thus protecting areas of agricultural, recreational and ecological significance. Expansion of the sense of place of the CBD, coupled with potential links with the heritage and cultural landscape could create new tourism and business opportunities in these areas
- A mixed-use tourism node is created at Brandvlei. This node is created to enhance the comparative and competitive advantage of Worcester and Breede Valley as a region.
- It is proposed to redevelop and intensify before sprawling outward and extending the urban edge.

- In order to promote public transport usage, corridors should be created along key routes, providing public transport facilities and creating a connected network.

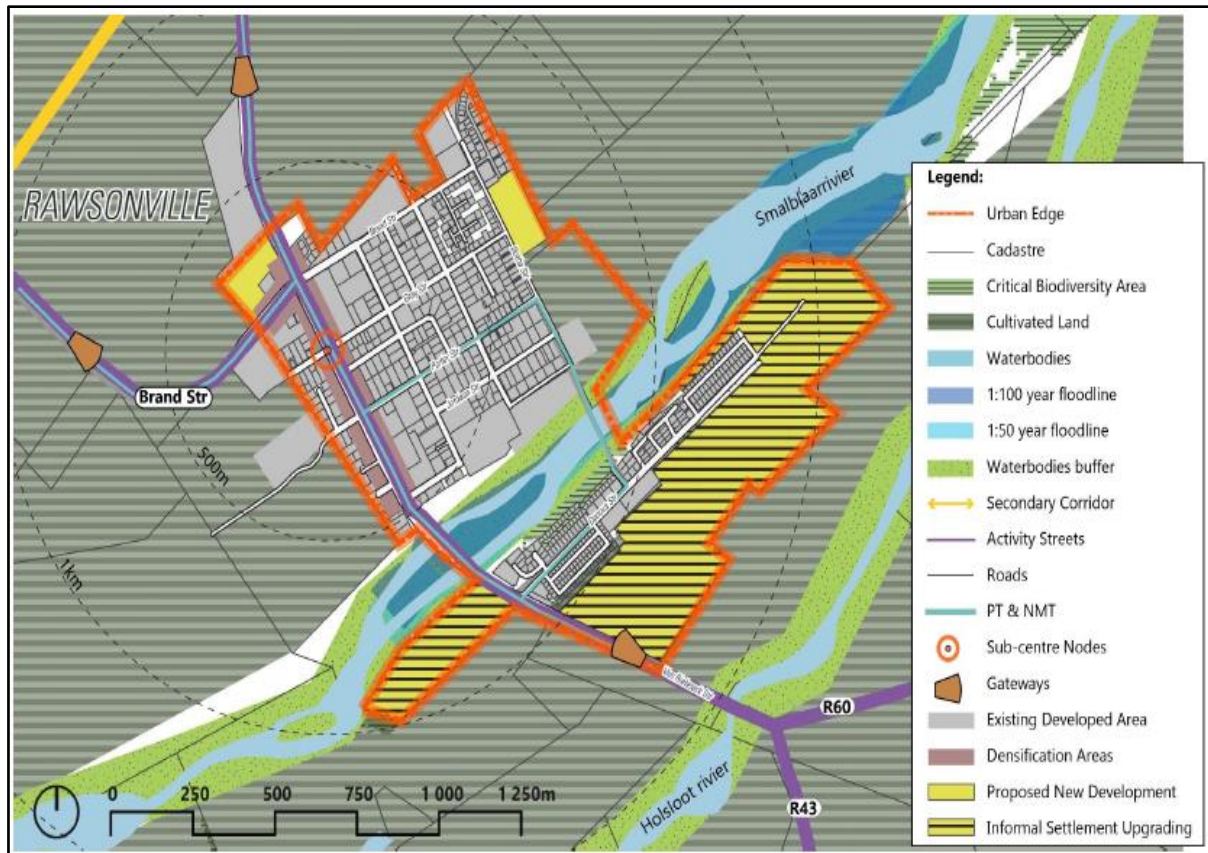


Figure 34.: Rawsonville Spatial Development Framework

- Rawsonville is categorised as a remote village and functions as a low level rural service centre.
- The natural open space system should be protected from intrusive, irresponsible and ad hoc developments, and would mitigate damage and preserve the ecological integrity as well as visual quality of these areas
- New development should occur in a manner which promotes the protection of the bio-physical environment.
- Rawsonville is surrounded by prime agricultural land which makes a significant contribution to the Regional Gross Domestic Product (RGDP). These areas should thus be reserved and protected from any development or land uses that may have a negative impact on the agricultural potential of the area.
- Development within the existing urban form should be promoted to enable optimal use of available infrastructure and thus protecting areas of agricultural, recreational and ecological significance.
- In order to reduce sprawl and protecting the high potential agricultural land, it is proposed that new development should be focused in closer proximity to the CBD with higher densities as well as the development of vacant and underutilised erven.



Figure 35.: De Doorns Spatial Development Framework

- De Doorns is surrounded by prime agricultural land and as such should thus be reserved and protected from any development or land uses that may have a negative impact on the agricultural potential of the area.
- Revitalise public spaces through public and private investment creates attractive meeting places which fosters closer relationships, learner friendly atmospheres and reduces crime.
- Development within the existing urban form should be promoted to enable optimal use of available infrastructure and thus protecting areas of agricultural, recreational and ecological significance.
- Limited business and commercial opportunities exist within Stofland and should be expanded.
- The Stofland Housing Project south of the N1 has already encroached beyond the existing urban edge and therefore amendments would have to be made.

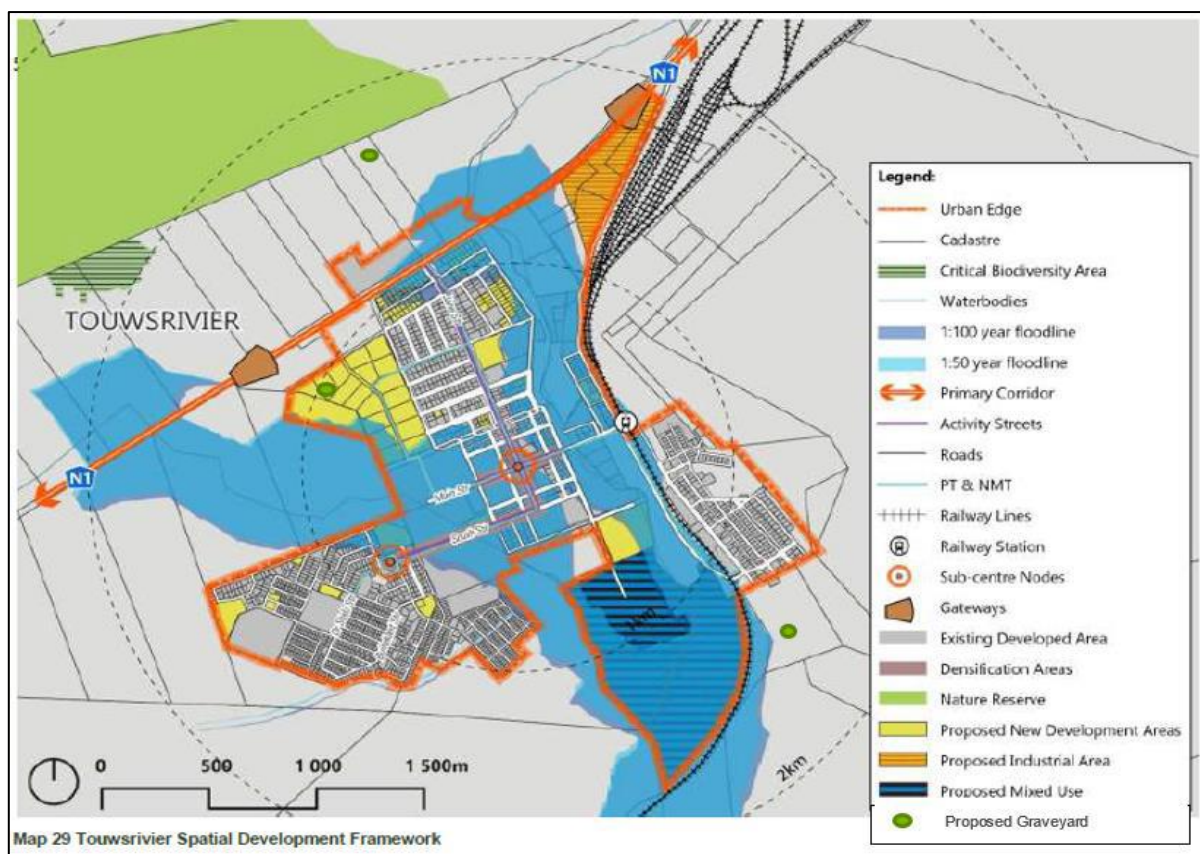


Figure 36.: Touwsrivier Spatial Development Framework

- Touwsrivier has been identified as a secondary node.
- The Steenvliet CBD is dilapidated and redevelopment should be considered to create opportunities for the local community.
- New development should occur in a manner which promotes the protection of the bio-physical environment.
- New development of recreation areas should occur in a manner that encourages urban food gardens especially in poorer communities.
- It is further proposed to create commercial activity opposite the BP Komkyk Motors focusing on the tourism sector. The site identified has good visibility from the N1 and is located in close proximity to the Touwsrivier Hotel.
- In order to reduce sprawl, it is proposed that new development should be focused in closer proximity to the CBD with higher densities as well as the development of vacant and underutilised erven.

Relationship and alignment with other plans

The Breede Valley Municipality SDF is linked to other spatial planning policies and guidelines at different levels of detail and depending on their level of jurisdiction. The National Spatial Development Perspective (NSDP) provides the broad national development goals, objectives and strategies. This informs the Western Cape Provincial SDF (WC-PSDF). The WC-PSDF in turn informs the Cape Winelands District Municipal SDF. The Cape Winelands District Municipal SDF in turn informs the preparation of the Breede Valley Municipal SDF.

The SDF have also take cognisance of the recently approved Integrated Urban/Rural Development Framework (IUDF) and its implications on spatial integration, spatial targeting and transformation within Breede Valley.

Capital Expenditure Framework

In terms of SPLUMA Section 21(n) a Capital Expenditure Framework (CEF) for the municipality's development programmes must be prepared.

A few key capital projects have been extracted from the IDP (2017 – 2022) which would be required to unlock future development. Estimated costs for Precinct Plans, Integrated Zoning Schemes, Land Use Management Plans, Land Acquisition and Engineering- and Transport Plans have been determined based on available information (master plans and professional fee estimates).

Karoo Regional Spatial Development Framework

The Department of Agriculture, Land Reform and Rural Development (DALRRD), in partnership with the South African Local Government Association (SALGA), and with the support of multi-disciplinary service providers headed by Akanya Development Solutions (ADS), embarked on the preparation of the Karoo Regional Spatial Development Framework (KRSDF) in June 2020.

The Karoo RSDF will be the first RSDF that is prepared in terms of Section 18 of the Spatial Planning and Land Use Management Act, Act 16 of 2013 (SPLUMA). In accordance with the preamble and the guiding principles of the Spatial Planning and Land Use Management Act, Act 16 of 2013 (SPLUMA), the objectives of the 2030-National Development Plan (NDP), and the directives of the Draft National Spatial Development Framework (NSDF), the core focus of the KRSDF is to ensure equitable basic service provision and social development, sustainable and inclusive economic growth and job creation, and decisive spatial transformation, in accordance with a shared spatial, social and economic development vision for the region.

The need for the preparation of the KRSDF emerged from the work done by SALGA in terms of its Small-Town Regeneration (STR) programme, which was launched in 2013. At its inception, the STR programme was aimed at the regeneration, restoration and fulfilling the economic potential of underperforming small towns and embracing the significance of small towns and their crucial roles in larger hierarchies of settlements. The STR initiative evolved towards a regional approach and in 2015 the first Karoo STR came about, calling for a regional outlook where there is a shift away from administrative regions to economic and functional regions. The Spatial Planning and Land Use Management Act (2013) allows for the creation of a regional spatial development framework for a circumscribed geographical area characterised by distinctive economic, social and/or natural features which may not necessarily correspond to the administrative boundaries of provinces or municipalities. During the period of 2013 and 2017 the support of Premiers and municipal councils situated in the Western Cape, Free-State, Northern Cape and Eastern Cape were solicited, after which the DALRRD was approached to develop a regional spatial development framework for the area.

The Karoo Region was proclaimed on 19 October 2020 in Government Gazette No 43822. This region occupies just more than 40% of the total national land area. It includes thirty-six Local Municipalities (inclusive of the Breede Valley

Municipality), thirteen District Municipalities, and one Metropolitan Municipality, and is spread across four provinces, i.e. the Eastern, Northern and the Western Cape Provinces and the Free State Province.

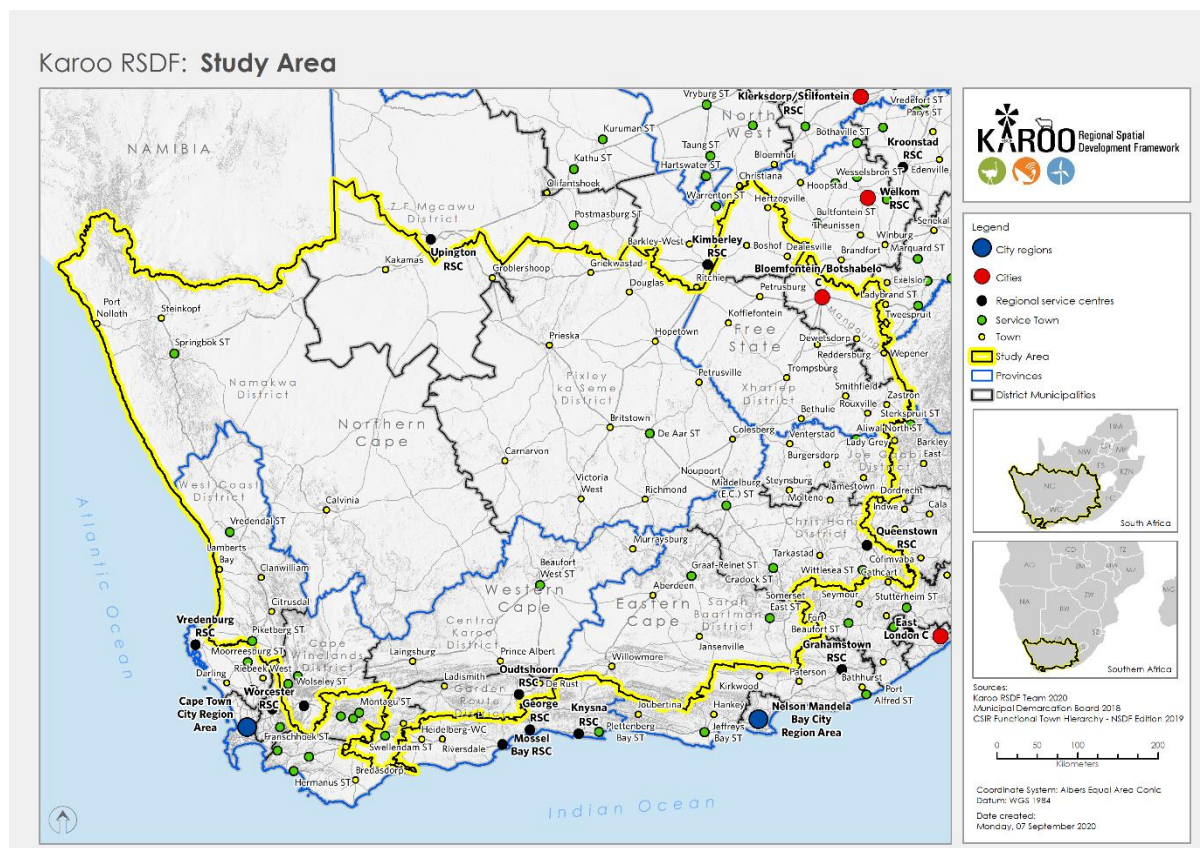


Figure 37.: Karoo RSDF: Study Area

The KRSDF aims to apply regional-scale thinking, conceptualisation and planning to the region in order to harness the full development potential of the region in a sustainable and transformative way, and address the shared, large-scale regional challenges, such as climate change, poverty, inequality, and unequal access to- and participation in the economy.

An RSDF is regarded as an action-oriented document, designed to align and focus resources to support the development of the unique strengths of the region it is prepared for, and address the unique challenges it faces. Drawing from the legal directives in SPLUMA, the guidance in the NSDF, the Terms of Reference of the KRSDF-project, the intent and content of the STR Programme, and the initiatives by the NGOs in the region, a five-point KRSDF Development Agenda is proposed:

Given this regional development agenda, the KRSDF will:

- Focus on issues of ‘regional significance, importance, concern and interest’, which will be defined during the course of the project; and specifically maintain a strategic focus on the most critical regional development opportunities and development drivers, as well as the key regional challenges that need to be addressed to realise the regional opportunities;
- Not focus on local-scale land use planning, being the function of local government and provided for in SPLUMA through Municipal SDFs, but provide regionally-focused strategic guidance on important considerations for

settlement development and land use planning, to be incorporated in municipal planning in the form of direct guidance for each municipality in the Karoo Region;

- Have a clear implementation, action and resourcing focus, and seek to utilise all other plans, strategies, policies, frameworks, programmes and funding instruments that can assist in this regard;
- Avoid duplication of existing Provincial SDFs, and instead seek to further strengthen and support the establishment of a unique regional identity and wide use of regional development drivers in the Karoo Region; and
- Seek to identify niche opportunities that may be insignificant on their own, but as a collective, may constitute a cluster that becomes a regional-scale asset, which entails that:
 - Links and functional connections between the region and economic nodes surrounding the region will be sought, mapped and optimised as far as possible; and
 - Given the far lower intensity of nodes and functional areas in the Karoo Region vis-à-vis those of surrounding nodes and functional regions, the appropriate regional scale for the identification of (1) regional opportunities, (2) development drivers, and (3) spatial structuring elements in the Karoo Region that can be established and used.

It is imperative that KRSDF is still work in progress, hence, there are no spatial impacts and/or considerations to take into account at this stage.

PROGRAMME 5.2 (B): TRACKING THE NUMBER OF BUILDING PLANS PASSED

The number of building plans passed in a specific period, is an important indicator of economic development and growth in a municipal area. Figure 35 indicates the total square metres of building plans passed between 2010 and 2020 in Breede Valley.

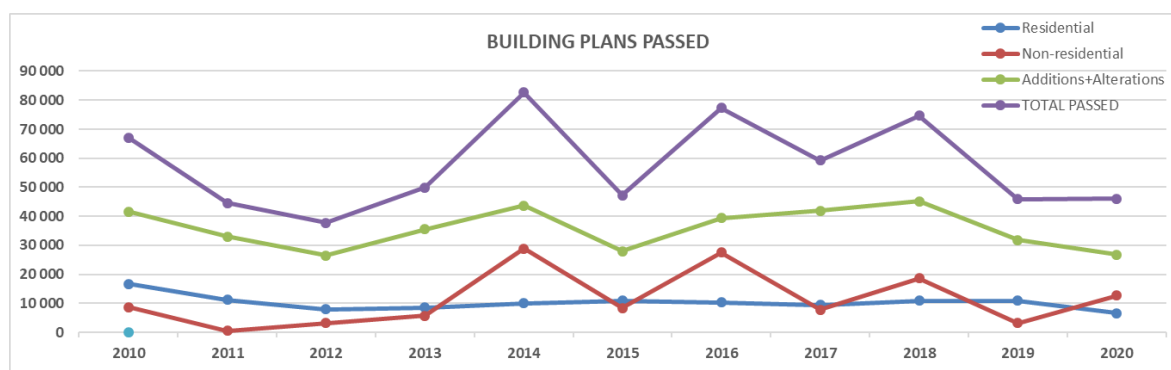


Figure 38.: Breede Valley Building Plans Passed, 2010 - 2020

In Breede Valley, a total of 107 182 square metres of residential buildings have been passed in the last 10 years (2010 - 2020), 112 903 square metres of non-residential buildings, and 366 576 square metres of additions and alterations. There has been a spike in the total plans passed 2014 and again in 2016 and 2018. More residential building plans were passed in 2010, with a decline in the years thereafter. It is noted that there has been a drop in total building plans passed in 2012, 2015, 2019 and 2020. The decrease recorded in 2020 was primarily due to the Covid -19 pandemic that occurred worldwide.

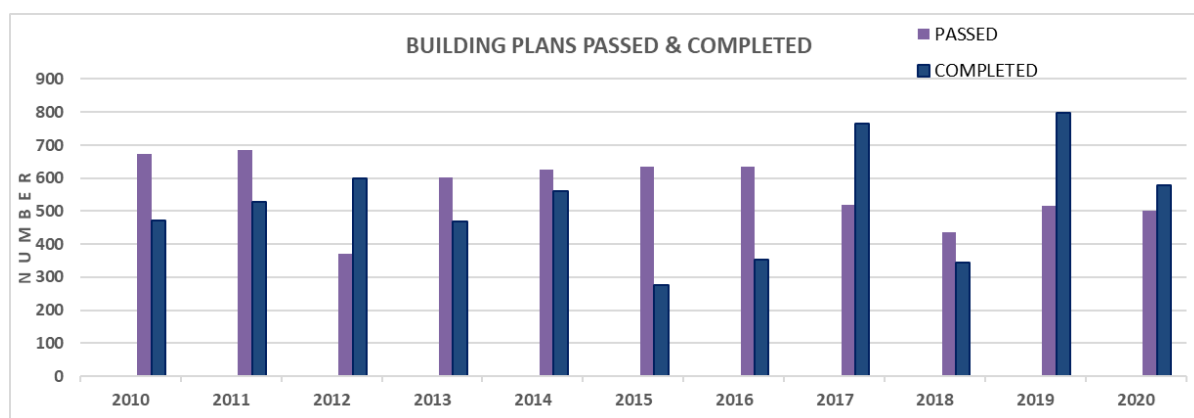


Figure 39.: Breede Valley Building Plans Passed and Completed, 2010 – 2020

The figure above indicates the building plans passed and completed in Breede Valley between 2010 and 2020. Many building plans were passed in Breede Valley in 2010 and 2011, with more building plans being completed in 2019 than any other year. The number of building plans passed showed a decline in 2012 and 2018, and the number of building plans completed were lowest in 2015, 2016 and 2018. When more building plans are passed than completed it could indicate that there was a lot of interest in development within the area, but very few building plans were actually completed, which could mean a number of different things, such as land banking, or market conditions due to the recession, or a decline in demand in the market between planning and intended construction commencement.

PROGRAMME 5.3: IMPLEMENTING THE LOCAL ECONOMIC STRATEGY

PROGRAMME 5.3 (A): ESTABLISHING A NEW APPROACH TO LOCAL ECONOMIC DEVELOPMENT (LED)

LED is defined by GIZ as an ongoing process by which key stakeholders and institutions from all spheres of society, the public and private sector as well as civil society, work jointly to create a unique advantage for the locality and its firms, tackle market failures, remove bureaucratic obstacles for local businesses and strengthen the competitiveness of local firms/SMEs. Local economic development is therefore not a subset of economic development, but rather economic development good practice relating to a specific geographical space. It entails the systematic identification, development and utilisation of economic opportunity, to benefit local businesses. Many of these opportunities become viable when different institutions start to cooperate. The role of the municipality as enabler is critical.

Over the past years, the South African economic landscape has not presented a positive outlook. This has been exacerbated by the recent downgrade to “junk” status, after ratings agency Moody's revised the outlook on the country's last investment-grade credit rating to "negative" because of a slowdown in economic growth and rising debt burden. Coupled to this, the Covid-19 global pandemic had a crippling impact on economies all over the world as global production and trade has significantly declined due to various lockdown measures that have been implemented to mitigate the spread of the pandemic. A recent Business Impact Survey of the COVID-19 pandemic in South Africa (conducted by Stats SA) depicts how South African businesses in the formal sector are coping (survey sample: 2182 businesses). Some of the key findings of the survey include:

- The majority of responding businesses (89,6%) reported that business turnover was below the normal range.

- 47,9% indicated temporary closure or paused trading activity.
- 508 of responding businesses with annual turnover less than R2 million indicated that they have temporarily closed or paused trading.
- 8,6% have permanently ceased trading.
- 36,4% reported the laying off staff in the short term.
- 45,6% expected their workforce size to decrease in the two weeks following the reference period.
- 32,9% indicated that prices of materials, goods or services purchased increased more than normal.
- Access to financial resources: 38,3% indicated a decrease while 37,7% indicated access to financial resources remained the same.
- 30% of businesses responding to the survey indicated that they have applied for financial assistance using government relief schemes.
- 29,7% indicated they can survive less than a month without any turnover, while 55,3% can survive between 1 and 3 months.
- 50,4% of the workforce were unable to meet business demands, and 35,7% of the workforce were able to meet business demands (the rest reported 'not sure').

This feedback depicts a picture of economic uncertainty and distress going forward. It is argued that businesses within the Breede Valley region will face similar if not worse predicaments, of which the biggest brunt will be experienced by the SMME and Informal Sector. With increased risk to positive business cashflow and liquidity (amongst others), retrenchments are deemed to spike (particularly in the tourism, retail, as well as manufacturing sectors). The cumulative impact of these factors will significantly threaten the financial sustainability of the municipality as these clients are key contributors to the local fiscus by means of their demand for- and consumption of municipal bulk services.

In its operations, the LED department ascertained that local companies require the following fundamental assistance (amongst others):

- Access to working capital as lower liquidity ratios are anticipated due to a decline in the demand for goods / services, difficulties to transport products to market, and challenges to obtain raw materials for production purposes (i.e. disruption of value chains).
- Business intelligence and best practice to reconfigure business and sectors to remain relevant in a post Covid-19 economy.
- Research and support on navigating the new business compliance and legislative landscape that has been significantly altered as a result of Covid-19.

The focus of the municipal LED division will thus be to collaborate in provincial and regional clusters to reduce the cost and consolidate the flow of information to affected companies. WESGRO's deployment of operational support to municipalities within the Cape Winelands District will significantly enhance this initiative. The department will evaluate the possibility of submitting an internal funding request in order to apply for full WESGRO membership as this will yield many returns to existing local businesses, as well as new businesses that seeks to invest and settle within our locality. In addition, the department will play a key role in facilitating support to business seed funding and loan mechanisms as various new financial support schemes have been introduced to mitigate the adverse effect of the Covid-19 pandemic.

The department anticipates a significant spike in informal trade, particularly as lay-offs continue throughout the locality. It is therefore imperative that infrastructure earmarked to specifically support the informal sector, is prioritised. The identification and construction of a central informal trading premise, a project that was raised in prior years, should be reconsidered to determine the feasibility of implementation in the current context.

Another noticeable trend within BVM, is that population growth exceeds employment growth. As a consequence, the number of citizens who are unemployed and/or living in poverty, are increasing at a rapid rate. History proves that one of the most effective ways of reducing poverty, is through sustained economic growth. The realisation of positive economic growth often culminates in enhanced citizen wellbeing, quality of life and public value.

The challenge in this regard, is that government alone cannot create more sustainable jobs due to fiscal constraints. In addition, programmes such as EPWP do not create sustainable jobs. Sustainable jobs are created in the private sector which generate funds by actively participating in various markets. On this premise, it is argued that a well functioning and competitive private sector is imperative for advancing economic growth and development within a locality. BVM occupies a key role in terms of supporting and creating conducive conditions for the private sector to thrive in manners that will underpin economic growth and development.

Although the municipality's economic development mandate is often ambiguous, the LED unit remains committed to advance and grow the economy within its available capabilities and resources. The unit recognises various legislative prescripts, position papers and guidelines issued in relation to the field of LED and remains committed to partner with stakeholders seeking to advance the economic landscape of the locality.

Funding and material support to enable the implementation of Local Economic Development initiatives becomes crucial as our economy is shedding jobs, due to the contracting of the national economy. There is a greater responsibility on Local Government to create conducive environments that promotes the flow and retainment of funds within the local economy, and that public employment programmes reach lower-income households. We also need to find the capital budgets to finance infrastructure to unlock formal industrial activities, as well as for informal traders and this can only be achieved if we solidify partnerships amongst the spheres of government, and work with the private sector to achieve certain goals. On this premise, the following strategic themes are considered as the foundations on which economic development will be facilitated in the BVM:

Strengthen leadership and accountability for economic development

Responsive leadership in the municipality as well as the private sector is critical to prioritise resources towards our vision and align the BVM to undertake new economic development initiatives in support of our broad goals. We also propose an internal service charter where different municipal departments will commit themselves and propose activities and services with measurable indicators (linked to timeframes) as a contribution to transform the local economy.

The establishment of a parallel economy in tourism and agri-business that will add value to a largely agricultural-based economy.

We must position our SDF to allow various forms of infill developments, and projects to attract wealthier segments of society to our municipal area to make the economic reality of our municipality more feasible. Projects that can settle new industrialist and tourism attractions must be supported as we need wealthier households that can subsidise municipal

services of those that are unable to contribute towards the local fiscus. In addition, BVM will explore the possibilities associated to agri-processing initiatives offered within the locality as a means of diversifying the agricultural sector and ultimately strengthening the agricultural value chain. It is imperative that a holistic approach be followed in this regard in order to ensure that findings and proposals emanating from the investigation are implementable and sustainable in a manner that is conducive for diversifying the agricultural sector, strengthening the agricultural value chain, and supporting the economy. On this premise, key role-players within the municipality, provincial sector departments (e.g. Department of Agriculture) and the private sector should collaborate on this subject matter in order to establish a practical agri-processing business model for BVM (based on sound research and investigation of the feasibility hereof). The Provincial Project Khulisa will serve as point of departure for guiding the investigation and identifying possible initiatives within BVM.

Consensus on catalytic projects that will enhance economic development

Identifying and unlocking the development potential offered by catalytic projects is imperative, and a concept that requires universal consensus throughout the entire organisation as well as across all applicable sectors, spheres of government and stakeholders. Catalytic projects are able to promote development of critical mass, which in turn, can underpin and strengthen the locality's economic landscape and address the triple threat of poverty, inequality and unemployment (which currently remains a prevalent occurrence within the locality).

On this premise, the envisaged Uitvlugt Industrial Park is currently being considered for implementation, as it serves as an initiative with significant catalytic potential. A detailed urban vision framework linked to the envisaged development was compiled and is being considered for further action. It should be noted that a project of this magnitude requires detailed planning and budgeting and will consequently be implemented across various financial years subject to the availability of key resources. The key findings emanating from the framework are depicted below:

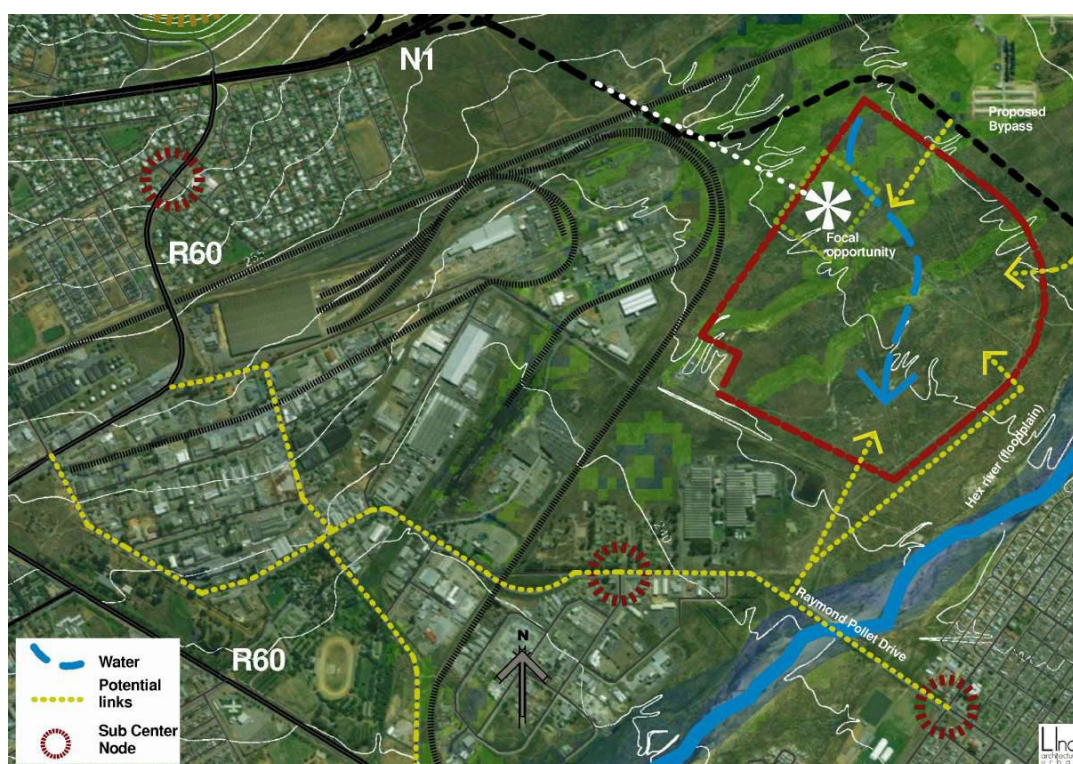


Figure 40.: Uitvlugt Concept Development



Table 39.: Preferred Layout & Detailed Subdivision

NAME	AREA	PROPOSED FAR	PROPOSED COVERAGE (%)	GLA
Training/ offices/ conference	3 500 m ²	0.8	50	2 800 m ²
Commercial	1 750 m ²	0.8	50	1 400 m ²
Management	1 831 m ²	0.7	50	1 282 m ²
Incubator	78 478 m ²	0.6	60	47 087 m ²
Service industry	170 152 m ²	0.6	60	102 091 m ²
Light industrial	209 832 m ²	0.5	50	104 916 m ²
Large industrial	184 042 m ²	0.5	50	92 021 m ²
TOTAL	649 585 m²			351 597 m²

Figure 41.: Subdivision Description

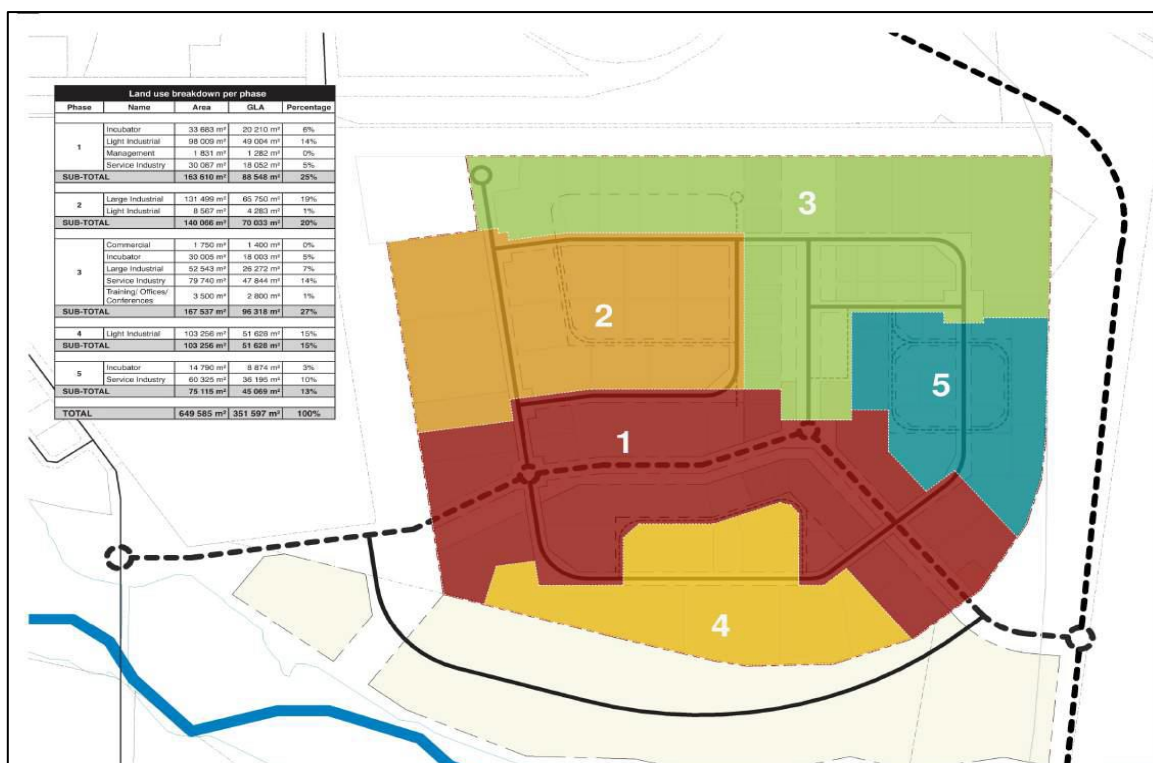


Figure 42.: Phasing Approach

ITEM	DESCRIPTION	AMOUNT (R)	ITEM	DESCRIPTION	AMOUNT (R)
1	BULK EARTHWORKS	R 36,788,121	5	POTABLE WATER	R 8,309,913
1.1	Site Clearing	R 8,813,596	5.1	Internal Water Reticulation	R 8,309,913
1.2	Earthworks	R 18,469,667	6	ELECTRICITY	R 48,499,481
1.3	Imported material	R 9,504,858	6.1	Upgrade at main intake	R 1,812,500
2	ROADS	R 48,762,479		substation 11 kV Switchboard	
2.1	Internal Roads and Sidewalks	R 43,762,479	6.2	11 kV switching station A	R 5,137,500
2.2	Tie-ins	R 5,000,000	6.3	11 kV switching station B	R 5,137,500
3	STORMWATER DRAINAGE	R 17,745,592	6.4	Internal Reticulation	R 36,411,981
3.1	Internal Stormwater Network	R 6,175,632	6	DUCTS	R 3,312,295
3.2	Detention Ponds	R 3,027,981	6.1	Internal Dta & Telecommunication Sleeves	R 2,993,391
3.3	Manholes / Catchpits / Inlet & Outlet Structures	R 2,695,040	6.2	Service Sleeves (Irrigation & Electrical)	R 318,904
3.4	Subsurface Drains	R 5,846,939	7	SUBTOTAL	R 172,214,845
4	SEWER	R 8,796,964	7.1	Preliminaries and General (10%)	R 17,221,484
4.1	Internal Sewer network	R 3,162,706	8	SUBTOTAL	R 189,436,329
4.2	Sewer Pump Station	R 5,000,000	8.1	Contingencies (15%)	R 28,415,449
4.3	Internal Rising Main	R 634,258	8.2	Escalation (5%)	R 9,471,816
				ESTIMATED COST (EXCL. VAT)	R 227,323,595

Figure 43.: Infrastructure Cost Estimates

It is imperative that a collaborative approach across all disciplines, departments and sectors be implemented to ensure that the Uitvlugt Industrial Park is adequately planned for and developed within a reasonable timeframe, as this project will certainly alter the economic trajectory of the locality, and potentially unlock further economic opportunities due to the multiplier effect. In addition, the municipality should identify and capitalise on the catalytic and economic possibilities provided by existing natural and municipal assets within the locality. Viable business cases and synergies should be built

around the municipal Aerodrome, Rail Infrastructure, Nekkie and other existing municipal facilities, and potential facilities such as the envisaged Quaggaskloof development to mention a few. Enhanced utilization of such assets could serve as a prominent economic enabler for the locality.

Prioritising infrastructure development as economic enabler

It is imperative that the municipality prioritises infrastructure investment as an economic enabler, and that the planning thereof is conducted in a holistic and calculated manner. However, the methodology applied should take cognizance of the importance of providing economic enabling infrastructure, while remaining sensitive to the context of ever diminishing resources.

Over and above infrastructural investments discussed in subsequent sections of the IDP, infrastructure provision relating to the envisaged Uitvlugt Industrial Park must be incorporated on current and future municipal/provincial/national planning and budget agendas, as this project presents various economic enablers for the locality (as discussed in the preceding section). Investing in critical infrastructure requires universal consensus throughout the entire organisation as well as across all applicable sectors, spheres of government and stakeholders as it not only unlocks economic development, but also contribute towards raised business/investor confidence (which remain relatively low on the backdrop of the perceptions towards the current state of affairs within the country).

Enhancing our tourism approach

Tourism remains one of the biggest contributing sectors towards GDP within the BVM. Tourism events are common models used in many small towns across the Western Cape as it allows for capacity control, consistent marketing of brand, preservation of culture, social cohesion with the public and development of municipal infrastructure. As a result, BVM continues to prioritise tourism as a key sector in terms of promoting BVM as a favourable tourist destination coupled with the enhancement of economic development.

Destination marketing offers holistic spend potential, from generating revenue from incoming and outgoing service points (i.e. shops for passer-by trade, petrol stations, etc.) to supporting short term stays and city breakaways (accommodation, tours, wine tasting, etc.). An example of this in Breede Valley is the Nekkie Easter Music Festival. This event was developed initially to promote the longevity and history of the Worcester Easter Bazaar. The Bazaar is an event spanning over 100 years and is organised by the religious community. This event is held on Easter Monday till around mid-day. The region experiences high volumes of passer-by travellers as well as visitors during this period. Thus, structuring an afternoon family event on the same day was an opportune occurrence to generate a new, reliable revenue stream. Spin off opportunities from this event are increased visitors to the area with the potential for accommodation occupancy and increased consumer buying power at the bazaar, in the town and at the festival. Consistent growth of this event will promote skills development, local economic development, upgrading of the infrastructure at the Nekkie resort, marketing of Worcester as a tourist destination and supporting social connection between the municipality and the public. The municipality will continue to prioritise and support events subject to available resources and the envisaged impact of the particular events. Another major and historic event facilitated by the municipality, was that of the Worcester Bicentennial Festival. During this festival, the town commemorated and celebrated the 200th year of existence, and also used this platform to create community cohesion and provide support to those organisations that invest in the development and

upliftment of the community. The festival was hosted over 7 days (24 February 2020 – 1 March 2020) with a distinct theme identified for each day as a means of raising awareness of the diversity of the town's people, activities and environment.

The themes included

- Care capital;
- Children, schools and social cohesion;
- Heritage, arts and culture;
- Nature, outdoor and agriculture;
- Sport and recreation;
- Carnival / spectacle; and
- Religion

Promoting a safe, secure and aesthetic environment

It is common knowledge that investors and businesses invest in localities with the lowest perceived degree of risk and highest potential for return on investment. A safe, secure and aesthetically appealing environment (amongst others) significantly contributes to a positive risk profile of a locality. By actively pursuing and providing a safe, secure and aesthetically appealing environment, it is anticipated that a region's ability to attract and retain investors will be enhanced. Besides creating a conducive environment for greater citizen wellbeing, this is also expected to enhance synergies between citizen wellbeing and positive business confidence, in turn, stimulating a conducive environment for economic growth to realise. It is therefore imperative that the municipality prioritises safety, security and maintaining a visually appealing environment to attract and retain businesses and investors (both locally and globally).

As a means of endorsing the methodology above, BVM has focused on a range of initiatives which seeks enhance the environmental perspective of the locality. These include the following (amongst others):

- the establishment of a Special Ratings Area within the Worcester CBD which, by means of additional levies raised within a demarcated area, seeks to add value to safety and security, urban management, social and economic development as well as communication and marketing of the said area.
- the installation of CCTV security cameras within the Worcester CBD (in conjunction with the Worcester Business Improvement District)
- participating in RSEP planning and implementation initiatives and projects across BVM
- supporting greening and cleaning initiatives by means of EPWP
- promoting a paradigm shift towards the green and sustainable economy

SMME and informal sector development

The municipality recognises the important role occupied by the SMME and informal sector. These sectors are of the biggest contributors to employment within the BVM and strongly contributes to the GDP of the region. It is on this premise, that the department proactively attempts to create an enabling environment for these sectors to thrive and grow. Unfortunately, internal resource constraints restrict the level of support which local authorities can provide to the sectors. Therefore, SMME and the informal sector development requires a holistic and multi-disciplinary approach from all stakeholders across the governmental, non-governmental and private sectors to ensure the strengthening and integration of value chains and ultimately collective growth of the mentioned sectors.

The department earmarks to contribute to this objective by means of the following initiatives (amongst others):

- partnering with the CWDM's SEED funding and small-scale farmer support programme
- engaging and collaborating with Exchange vzw to provide industry specific business advice and sector mentoring
- providing financial assistance to businesses/institutions hosting tourism events within the locality
- contributing towards red-tape reduction initiatives in partnership with DEDAT
- evaluating the possibility of utilising strategic procurement (in collaboration with SCM) to enhance local competitiveness and sector growth
- partner with business advisory agencies such as SEDA (referrals are made to private business consultancies on an ad hoc basis) to provide business growth and development solutions
- evaluating means of providing conducive trading facilities and conditions for informal traders (in collaboration with Traffic Services)
- creating economic infrastructure (trading and storage) facilities for informal traders and SMME's to encourage and underpin post-Covid economic recovery
- continuous engagement linked to the improvement of the economic and social viability of Touwsrivier, a town plagued by extreme levels of unemployment

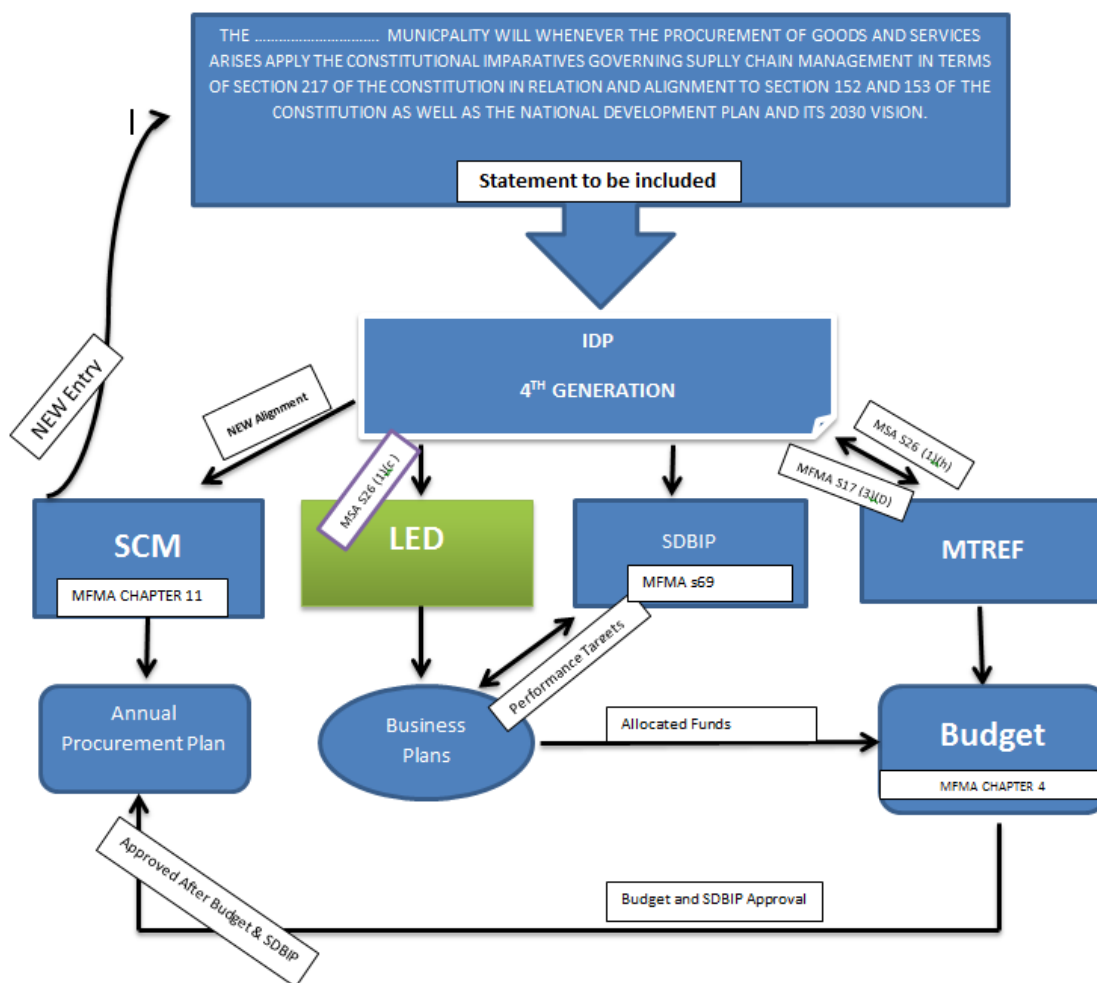
It should be noted that many of these initiatives are project specific, and arranged on an ad hoc basis, subject to the availability of resources and mutual agreements between partnering institutions (i.e. not guaranteed to be implemented annually). The selection of beneficiaries (where applicable) are also subject to qualifying criteria as determined per project. The municipality reiterates that these initiatives seek to contribute towards enhancing economic development within the locality, and will not resolve all socio-economic issues within society (as stated earlier, collaboration from various stakeholders are required to ensure that a tangible impact is made against the plight of economic

In addition, the department continues to be guided by its long-term LED Strategy and associated Implementation Plan which has been adopted for the period 2017 – 2022. It is important to note that the current policy framework is under review, and will be finalised within April 2022, after which the LED sectoral input will be updated in the IDP.

Utilising procurement as a strategic enabler to enhance local economic development

The SCM Indaba 2016 highlighted the fundamental importance of aligning the IDP, LED and SCM for the enhancement of local economic development within the municipal sphere and the economic challenges municipalities are currently facing from working in isolation.

The objective is to establish alignment between the IDP, LED and SCM for enhancing local economic development and utilising the current IDP, LED and SCM tools to establish a sound relationship amongst the stakeholders, and to establish new standards of operations that are more economical, efficient, and effective for municipalities, which will enhance local economic development and performance.



Breede Valley has been selected as a pilot municipality to establish cross-functional committees to identify the demand and establish cost-effective measures to procure goods and still have sustainable local economic development and to align the procurement plan to current strategic objectives such as the IDP.

To summarise and contextualise the content above, the following key initiatives, in pursuit of our long-term the five-year IDP cycle for 2021-2022, have been prioritised:

- 1) The administrative and the political leadership need to facilitate high level commitment for a capital budget to finance the design and construction of the Eastern Bypass that will connect the R60 with the N1. This bypass is a major informant in the mobility framework and will facilitate investment from the private sector as it will reduce development cost. The Eastern bypass will significantly lower the development cost per hectare for investors in the envisaged Uitvlugt Industrial park development, and thus will make this industrial property development economically sustainable. This funding framework will require budget prioritization from all the spheres of Government.
- 2) Our LED unit will participate in a range of skill programmes to prepare contractor in Worcester De Doorns for the envisaged road maintenance project on the N1. Contractors from Rawsonville, Worcester, De Doorns and Touwsrivier will be targeted. In this initiative we are working in support of the road agency SANRAL which have invited our Municipality on their Project Steering Committee

- 3) Participate in a range of training, mentorship and placement programmes to reduce youth unemployment. The above initiatives are in support of the national and provincial initiatives aimed to minimise the impact of youth unemployment which is linked to a limited skills base amongst young people.
- 4) The development of various infrastructure at our Nekkies Resort will assist us to attract more events that will increase the visitor arrivals, as visitor by attend various events and utilise the various camping and overnight facilities, and indirectly facilitate an increase in tourism spent in the local retail and services economy.
- 5) The hosting of events such as the Easter Music Festival by the BVM, is a way of showcasing the potential of our resorts to host state of the art festivals which have provincial wide crowd pulling potential.
- 6) The LED department will implement a strategic implementation plan which aim to position our destination to host various Mountain bike clubs and enthusiast. The idea is to partner with the private sector to unlock opportunity in the entire value chain as we have the potential to offer practising, preparation and logistical support to local and international cyclist and clubs that prepare for various international mountain bicycle competitions in quiet and relaxed environment which have sufficient routes for practise.
- 7) Continue to monitor and support the City Improvement Initiatives which are manage by the Worcester Business Improvement Company aim at increasing the security, cleanliness and vibrancy of the Central Business District.
- 8) Form partnerships with private sector to implement the rail base tourism initiatives as its present downstream effects for businesses involve in tourism.
- 9) Implement the informal trade bylaw and manage the sector as per the obligations that the BVM informal bylaw has put on the BVM as well as on the various informal traders.
- 10) Roll out public employment initiatives using the EPWP and put emphasis on the maintenance of municipal infrastructure, as it has the potential to provide much needed skills for participants to enter the formal labour market.
- 11) We must remain sensitive to the impact of Covid-19 on our planned initiatives, and continue to collaborate with various stakeholders and role-players to ensure that these can be implemented in an effective and sustainable manner that will ultimately underpin economic regeneration.

PROGRAMME 5.4: INVESTING IN TRANSPORT INFRASTRUCTURE

PROGRAMME 5.4 (A): UPGRADING ROADS INFRASTRUCTURE

Breede Valley Municipality is responsible for the roads and stormwater reticulation within the towns of the established municipal area. Roads outside the town area are the responsibility of the Cape Winelands District Municipality. The municipality also has a national road, namely the N1, running past Rawsonville and through Worcester, De Doorns and Towsrivier and it has a significant impact on traffic and the maintenance of the roads in these towns.



The budget allocated to the rehabilitation (resurfacing) of roads for 2021/22 financial year has been adequately captured within the applicable budget documentation and supporting sheets (where applicable), based on various departmental inputs and engagements and the prioritisation of public needs within the context of available resources. The detailed priority list for the rehabilitation and maintenance of roads is available on the pavement management system. The following table provides an overview of the total kilometers of roads maintained and constructed as at the end of June 2021:

Tarred Roads				
Financial year	Total km tarred roads	Km of new tar roads constructed	Km existing tar roads resurfaced	Km tar roads maintained
2019/20	296.5	0	16.7	296.5
2020/21	296.5	0	90.30	296.5
Gravel Roads				
Financial year	Total km gravel roads	Km new gravel roads constructed	Km gravel roads upgraded to tar	Km gravel roads graded/maintained
2019/20	59	0	0	59
2020/21	59	0	0	59
Source: BVM Annual Report 2020/21				

Table 40.: Tarred and Gravel Roads 2019/20 and 2020/21

PROGRAMME 5.4 (B): IMPLEMENTING THE LOCAL INTEGRATED TRANSPORT PLAN

The Breede Valley Local Integrated Transport Plan for 2016 – 2021 was prepared as part of the 2015/16 update of the District Integrated Transport Plan for the Cape Winelands. As with the other local municipalities within the Cape Winelands, Breede Valley has both formal and informal public transport facilities. The most used public transport mode is the minibus taxi. The taxi associations active in the Breede Valley Municipality are the Worcester United Taxi Association (WUTA) and the De Doorns Taxi Association. WUTA primarily serves the Worcester and Rawsonville areas, whereas the De Doorns Taxi Association primarily operates in De Doorns and between Touwsrivier, De Doorns and Worcester. The majority of formal public transport facilities are found in Worcester, with limited public transport infrastructure in De Doorns, Touwsrivier and Rawsonville. Other public transport services in Breede Valley are provided by the Metrorail passenger trains that operate between Worcester and Cape Town. This service is limited as it only operates in the morning from Worcester to Cape Town and the late afternoon from Cape Town to Worcester.

Other transport operations such as the movement of freight and learner transport also take place in the BVM. Breede Valley has a number of transport issues affecting the communities and they need to be addressed. These issues relate to most transport aspects, such as public transport operations, learner transport, freight transport and transport infrastructure. Specific issues mentioned at public meetings include expensive taxi fares, safety and security concerns for learners who are dropped off at crossroads without supervision, a lack of paved sidewalks and high volumes of truck traffic through towns.

The municipal transport budget for Breede Valley indicates that approximately R30 million has been planned for transport-related improvements for the 2022/23 financial year. The budget is primarily for road infrastructure improvements.

Background

The Breede Valley Local Integrated Transport Plan (LITP) was prepared as part of the review of the Cape Winelands District Integrated Transport Plan (DITP) for 2016 - 2021. As per Section 36 of the National Land Transport Act (Act 5 of 2009), all planning authorities must prepare an Integrated Transport Plan (ITP) for their area for a five-year period. These ITPs need to be overhauled every five years and updated annually. The Integrated Transport Plan for the Cape Winelands District has been prepared to meet the minimum requirements for preparing an Integrated Transport Plan as published by the Department of Transport.

As part of the previous updates of the Cape Winelands District Integrated Transport Plan (2014/15), the planning authorities for each of the local municipalities were recategorised. The Breede Valley local municipality, through the previous update process, was classified as a Level 3 Planning Authority, which requires that a Local Integrated Transport Plan be prepared. This report comprises the 5-year review of the Breede Valley Local Integrated Transport Plan as part of the review of the Cape Winelands District Integrated Transport Plan for 2016-2021.

Purpose of Integrated Transport Plan

The Integrated Development Plan (IDP) is a mandatory document similar to that of the Integrated Transport Plan. The difference between the ITP and IDP is that the ITP is considered a sector plan within the IDP which informs and aims to

support it. The Cape Winelands District Municipality is responsible for the transport system and the functioning thereof for all modes of transport. The ITP is meant to provide the district and local municipalities with a planning guide to overcome the challenges identified within the transport system. Part of the ITP process is data collection of the current transport system through surveying, data analysis, recommending strategies and prioritising projects.

Current public transport record

This chapter draws from the current public transport record prepared for the Cape Winelands District Integrated Transport Plan 2016-2021. This chapter describes the status quo in terms of public transport operations, utilisation of the public transport system and condition of public transport facilities within the Breede Valley Municipality. The information presented in the chapter was obtained through a data collection process that took place during May 2015, including engagements with the local municipal officials and respective taxi associations.

Overview of public transport

Public transport is considered to be a transport service rendered to the general public to meet a range of travel needs. The main forms of public transport in the Cape Winelands District are minibus taxis, long-distance busses and rail. Within the Breede Valley area, only minibus taxi and limited rail services are available. There are however long-distance bus services that offer an inter-municipal service. Public transport provides commuters with a service that bridges the spatial gap between their residences and places of employment, shopping and recreation.

Minibus taxi operations: Public transport infrastructure

According to the results of the data collection, the current public transport infrastructure is being used by the public transport operators, with the exception of the formal rank in De Doorns next to the railway pedestrian bridge. The public transport operators are currently making use of the parking facilities at the Sentrale Band tyre store in Stasie Way and the U-save in Voortrekker. What is noticeable is that these facilities do not have shelters or seating for commuters. According to the previous CPTR there are 13 commuter, long-distance and holding rank facilities in Worcester and Rawsonville, of which nine are formal minibus taxi facilities. In both Worcester and Rawsonville, shelter and seating for commuters are not available at all the ranks.

Public transport routes

There are inter- and intra-town minibus taxi routes in Breede Valley. Worcester is the main business centre in the municipality and therefore the majority of taxi routes are within the town and to neighbouring settlements. A number of taxi operating routes link Rawsonville, De Doorns and Touwsrivier to Worcester.

Rail operations: Commuter rail network

Metrorail, a division of PRASA, provides two single-direction daily return services for commuters in the Breede Valley municipal area i.e. the Cape Town – Malmesbury – Worcester and the Worcester – Malmesbury – Cape Town service.

There are three scheduled train services that offer the Cape Town – Malmesbury – Worcester service i.e. train number 3531 (weekday service), 3523 (Saturdays only) and 3521 (Sundays only) and three train services offering the Worcester –

Malmesbury – Cape Town service, i.e. train number 3510 (weekday service), 3508 (Saturdays only) and 3506 (Sundays only) as indicated in the table below.

According to the latest Metrorail timetable, the train sets operate in the following towns within Breede Valley:

Worcester - Malmesbury - Cape Town			
	3510	3508	3506
	Mondays - Fridays	Saturday	Sunday
Worcester	04:40	05:00	06:00
Chavonnes	express	express	express
Goudini Road	04:51	05:12	06:10
Botha	04:57	05:18	06:21
Breërivier	05:03	05:24	06:21
Romans River	05:08	05:29	06:26
Wolseley	05:16	05:37	06:34

TABLE 1: METRORAIL SERVICE WITHIN BREEDE VALLEY (WORCESTER - MALMESBURY – CAPE TOWN)

Cape Town - Malmesbury – Worcester			
	3531	3523	3521
	Mondays - Fridays	Saturdays	Sundays
Romans River	19:21	16:56	19:21
Breërivier	19:39	17:01	19:26
Botha	19:46	17:07	19:32
Goudini	19:52	17:13	19:38
Chavonnes	express	express	express
Worcester	20:04	17:25	19:50

TABLE 2: METRORAIL SERVICE WITHIN BREEDE VALLEY (WORCESTER - MALMESBURY - CAPE TOWN)

The tariffs for these services are based on the KM zone pricing for travelling distances between 136 km and 200 km. Therefore, the ticket pricing is R22.5¹ for a single ticket and R567 for a monthly ticket travelling with Metro Plus and R17 for a single ticket and R344 travelling via Metro.

Rail census summary for Breede Valley

The 2012 rail census covered a number of stations in the Breede Valley area. The data was obtained once per train for a typical weekday, a Saturday and a Sunday. A typical weekday was represented by one of the three midweek days, i.e. a Tuesday, a Wednesday or a Thursday. Peak periods were defined as between 06:00 and 09:00 on weekday mornings and between 16:00 and 19:00 on weekday afternoons. The 2007 Rail Census included data collection in the Breede Valley area, but it was only conducted in the AM peak and in one direction (Worcester to Cape Town).

¹ These fares are based on the published Train Fares to Increase external communication dated 30 May 2014.

Public transport infrastructure

Town	Facility Name	Facility Type	Location
Touwsrivier	Touwsrivier Rank (Spar)	Informal Rank	Jane and Logan Street
De Doorns	De Doorns Parking-U Save	Informal Rank	Voortrekker/Station Road
De Doorns	Sentrale Bande	Informal Rank	Station Road
De Doorns	Matroos Drankwinkel	Informal Rank	Station Road

TABLE 3: MINIBUS TAXI RANK INFORMATION

Active passenger railway stations operating a commuter service within the Breede Valley area.

Town	Public transport facility type	Location
Goudini	Railway Station	Latitude 33°36'28.00"S Longitude: 19°19'0.07"E
Channoves	Railway Station (not currently being used)	Latitude 33°37'32.08"S Longitude: 19°22'32.19"E
Worcester	Railway Station	Baring St, Worcester

TABLE 4: PASSENGER RAILWAY INFORMATION

Non-motorised transport

As in most rural districts, the existence and condition of NMT facilities in Breede Valley vary considerably. While NMT is important to support public transport, in many cases potential passengers cannot afford minibus taxi fares. The low density and segregated structure of many towns makes it difficult to provide passenger facilities, as there tends to be many small pick-up and drop-off locations that cannot all be provided with shelters or other facilities. Worcester has a fairly extensive NMT network used by cyclists, as distances are relatively long for walking. De Doorns spans a highway and railway, and pedestrian crossing of these barriers creates a safety hazard.

Learner transport

According to the information received from the PRE, a number of operating licences have been issued for the transport of learners in the Breede Valley area. The learner transport information received from the Department of Education is illustrated in Table 5 and Table 6. It is evident from these tables that a large number of scholars rely on school transport for their daily commute to and from their educational institutions.

Table 6 also illustrates that some scholars travel excessive distances to their educational institutions.

In Table 5 the sum of return distance (km) is the total distance covered by the operators in the municipality. Sum of benefiting schools is the total number of schools serviced by the operators in the municipality.

WCED Administered	Sum of Return Distance (KM)
Breede Valley Local Municipality	1324.8
WCED Administered	Sum of # Benefiting Schools

Breede Valley Local Municipality	78
WCED Devolved	Sum of Return Distance
Breede Valley Local Municipality	403.4
WCED Devolved	Sum of # Benefiting Schools
Breede Valley Local Municipality	16
All Learner Routes	Sum of Return Distance (KM)
Breede Valley Local Municipality	1728.2
All Learner Routes	Sum of # Benefiting Schools
Breede Valley Local Municipality	94
All learners	Sum of Approved Mainstream Learner Numbers
Breede Valley Local Municipality	4908

TABLE 5: LEARNER TRANSPORT INFORMATION

WCED Admin	Min of Return Distance (KM)	Max of Return Distance (KM)
Breede Valley Local Municipality	10.2	121.2

TABLE 6: LEARNER TRANSPORT MIN AND MAX RETURN DISTANCES

Freight transport

According to the Cape Winelands Freight Strategy², Breede Valley has one of the major freight generators located close to the major road network, such as the Hex River Valley farms. Worcester industrial area also serves to generate freight movement. It has been noted that the heavy-haul vehicles often travel through the centre of Worcester. A bypass connecting the R60 to the N1 and connecting the Worcester industrial area has been proposed (i.e. an eastern bypass).

Air transport

There is currently an airfield in Worcester that is used for sports flying and private use. One of the main constraints with this airfield is that a portion of the airstrip is gravel and therefore cannot accommodate a variety of air transport services, such as medical services (although there is a helipad at the hospital in Worcester). Currently the airfield is being used by flying clubs and some charter services.

Item	Description
IATA ³ code	No code
Latitude	S 033 deg 40.0'
Longitude	E 019 deg 25.1'
City	Worcester
Airfield length	1,6 km (of which 600 m is gravel – 300m at each end of the landing strip)
Owner	Worcester Municipality

² Cape Winelands Freight Strategy was prepared in 2012

³ International Air Transport Association

TABLE 7: WORCESTER AIRFIELD**Transport for tourism**

As with other parts of the Cape Winelands District, Breede Valley has a number of events and destinations attracting tourists throughout the year. These are mainly agriculture-based and focus on wine products. Tourists currently make use of private vehicles, with few tourist bus service providers operating.

Transport for health

The information pertaining to health services transport was obtained from the previous (2013) update of the CPTR reports for the local municipalities within the Cape Winelands district.

The Emergency Medical Service (EMS) is a subsidiary of the Department of Health and is divided into emergency and Healthnet services. Healthnet is not an emergency service, but it provides transport services for patients going to health facilities for medical treatment or to collect medication.

LMS	Towns (substations)	No of PTVs
Breede Valley	Worcester	3
	Touwsrivier	1

TABLE 8: HEALTHNET SUB-STATIONS AND PTVS

Proposed pick-up points	Area
<ul style="list-style-type: none"> Community Hall (central) SAPS 	Touwsrivier
<ul style="list-style-type: none"> Bo-vallei Winkel: JJ Supermarket De Doorns SAPS Community Hall Orchard Jaydees café stoep Hex Supermarket stoep Sandhills Big Tree Kannetvlei home pick-up 	Hex River Valley area including De Doorns, Orchard and Sandhills
<ul style="list-style-type: none"> Zwelethemba SAPS Worcester Hospital Worcester EMS Avian Park Library 	Worcester
<ul style="list-style-type: none"> SAPS 	Rawsonville

TABLE 9: PROPOSED COLLECTION POINTS FOR HEALTHNET SERVICES IN BREEDE VALLEY**Operating licence strategy**

This section of the report comprises the Operating Licence Strategy for the Breede Valley municipal area and is informed by the results summarised in the current public transport register chapter. The OLS chapter provides the planning authority with guidance on the issuing of licences. This is done through analysing the information contained in the current public

transport record, engagement with the municipal officials and taxi association representatives, and providing recommendations in terms of licensing.

Analysis of current public transport record

It should be noted that the Breede Valley municipal area is subject to seasonal variations in terms of travel demand and transport operations i.e. during the harvesting season there is a greater demand for transport services as opposed to the off- / planting season, even though this may not be significant. The high transport demand season is from November to April. Furthermore, there is a month peak period that is related to end of month salary release days or social grant collection days (South African Social Security Agency – SASSA days). The data collection took place on 7, 8, 9, 15, 16, 20 May 2015 and on a non-social grant day.

Summary of route assessments and interventions

Information on supply and demand from surveys has been used to evaluate the capacity of the current public transport services and the possible need for additional services according to the demand. For more detailed information consult the OLS report, which shows the following information, based on the surveys:

- The number of vehicle trips (departures) per route
- The size (passenger capacity) of the vehicle
- The number of peak-hour passengers per route
- The number of vehicles operating (from the number plate surveys) with operating licences
- The registration number of the vehicles operating has been compared to the list of vehicles having current operating licences and the number of vehicles without operating licences was identified and indicated in the tables.

From the above information, the following has been determined:

- The current service capacity: Number of vehicle trips from number plate survey multiplied by the vehicle capacity (15 for a standard minibus)
- Percentage utilisation: Peak-hour passenger volume from surveys divided by the service capacity
- Vehicles operating with operating licences: Comparison of the vehicle registration numbers from surveys with data from the PRE

To simplify the calculations, all routes serving common destinations have been clustered. The average route distance has been determined in order to calculate the return journey time. The required number of vehicles to serve the demand based on the return journey time and the peak-hour demand from the surveys can be estimated.

The required number of vehicles can be compared to the actual number of vehicles (with operating licences) in operation from the surveys to determine the over- or undersupply of vehicles on the routes. Note that the vehicles without operating licences are excluded. An undersupply indicates that certain of these vehicles could be eligible for new operating licences. A comparison has also been done to determine the over- or undersupply of vehicles by comparing the required vehicles to serve a route to the number of vehicles that have been issued with operating licences on the PRE database, as well as the over- and undersupply including the vehicles without operating licences.

Route Information			Service Capacity	Operating Licence Requirements		
Route Number	Rank	Route Name	Required Vehicles With OLS (Weekday) (Based on Journey Time)	Over / Under Supply (Based on Survey Excluding Veh. w/o OL's)	Over / Under Supply (Based on Actual OL's Issued)	Over / Under Supply (Based on Survey Including Veh. w/o OL's)
764, H77, H78, N33	U Save	De Doorns - Worcester	6	-5	31	1
834	Spar	Touwsriver - Worcester	2	-2	3	-1

TABLE 10: BREEDE VALLEY: OVER AND UNDER SUPPLY OF VEHICLES

Implementation

It is recommended that the Cape Winelands District Municipality convene an “Operating Licence Recommendations Committee” (OLRC) to evaluate and comment on operating licence applications received from the Provincial Regulatory Entity and to coordinate responses to the PRE between the municipalities in its jurisdiction. This committee should convene monthly and should consist of the responsible officials dealing with public transport planning and traffic law enforcement. When a new application for an operating licence is received by the planning authority, a process should be followed to evaluate the application. The proposed operating licence evaluation procedure is described in Table 11.

Item	Title	Procedure	Responsible Department
1.	NPTR / PRE	Application for an OL is submitted in the required format (form 2B) to the NPTR or PRE. The application is submitted to the planning authority (municipality) (PA) within 30 days.	NPTR or PRE
2.	Receipt of OL application by PA	The OL application is received by the PA and is recorded in the appropriate manner for record purposes. The application is sent to the appropriate department within the PA dealing with transport planning and public transport to be checked for completeness.	PA department (Transport Planning and Public Transport)
3.	Circulate application internally	The OL is circulated to the appropriate persons/ departments internally within the PA for comment on transport planning and public transport traffic services	PA department (Transport Planning and Public Transport)
4.	Demand and supply	The OL application is checked against the available survey data of passenger demand on the applicable routes using the procedure detailed in Section 4.3 of the OLS.	PA Operating Licence Recommendations Committee
5.	Determine rank availability	The OL application is checked against the available survey data of rank, terminal or stops capacity serving the applicable routes using the procedure detailed in Section 4.3: of the OLS.	PA Operating Licence Recommendations Committee

Item	Title	Procedure	Responsible Department
6.	Determine impact on IPTN routes	The OL application is assessed as to its impact on the conceptual IPTN routes that are identified in the ITP, or will operate in parallel to or in conflict with any commuter rail services or bus services.	PA Operating Licence Recommendations Committee
7.	Check for outstanding legal issues	The OL is checked against the record of outstanding warrants or convictions, previous convictions relating to the operation of public transport services and the ability of the applicant to operate the service in a manner satisfactory to the public.	PA Traffic Services – in respect of Traffic Offences; Provincial Regulatory Entity – in respect of criminal offences.
8.	Check record of operations in last 180 days	In terms of section 78 of the NLTA, if a licence has not been in use for more than 180 days, the licence can be cancelled. The licence holder must be asked to furnish, in writing, satisfactory reasons why the service has not been operated, after which the licence can be extended for a further 180 days or cancelled.	PA (Traffic Services)
9.	Letter of approval or rejection	If all the responses to the evaluation support the approval of the application, a letter of approval is then issued to the NPTR or the PRE with any conditions attached. If the responses do not support the application, a letter of rejection is then issued.	PA department (Transport Planning and Public Transport)
10.	Letter of approval or rejection	A letter of approval or rejection is issued to the applicant and a copy is sent to the PA.	Provincial Regulatory Entity

TABLE 11: OPERATING LICENCE EVALUATION PROCEDURE

As part of the holistic approach proposed, the proposals for implementation for the Cape Winelands District Municipality and the DITP contain a framework strategy for planning and phasing the implementation of an Integrated Public Transport Network, starting with the Drakenstein Municipality.

The CWDM is to consider a Chapter 8 investigation as determined by the Municipal Systems Act in order to determine the institutional arrangements for the rendering the public transport function within its area of jurisdiction. A strategy should be developed to rationalise all existing operating licences and manage the approval of new operating licences to reduce the oversupply of services where this may exist. This will assist in reducing congestion at existing ranks and facilities, as well as reducing traffic congestion on routes used by public transport.

Law enforcement is critical to the successful implementation of the OLS and a dedicated team of inspectors and law enforcement officers is necessary to deal with public transport law enforcement. This will assist to improve the quality of the service and safety on public transport services. An electronic database should be established and updated regularly to provide easy access to operating licence information and route descriptions. This will greatly assist the law enforcement function.

A communication forum should be established with existing operators to meet regularly on matters concerning the public transport industry, including issues and concerns, public transport facilities and law enforcement.

Financial implication

The financial implications for the proposals as set out above are for the Cape Winelands district as a whole and not limited to Breede Valley. These proposals have financial implications which are indicated in **Table 12** below.

No.	Item	Estimated Annual Cost - R				
		2015/16	2016/17	2017/18	2018/19	2019/20
1	Assessment of Operating Licences impacting on future IPTN routes	0	300 000			
2	Chapter 8 Investigation	0	2 500 000	2 500 000		
3	Investigation of the Improvement of Transport Facilities	0	1 000 000	0	0	0
4	Establish Operating Licence Inspectorate	500 000	2 500 000	3 000 000	3 000 000	3 000 000
5	Establish and maintain electronic database of Operating Licences	100 000	50 000	50 000	50 000	50 000
6	Establish a Public Transport Forum including Public Transport Operators	50 000	50 000	50 000	50 000	50 000
	TOTAL	650 000	6 400 000	5 600 000	3 100 000	3 100 000

TABLE 12: FINANCIAL IMPLICATIONS

Methodology for assessing transport needs (SWOT analysis)

The municipal transport needs have been identified through engagement with the taxi associations, municipal officials and the general public, as well as information obtained during the data collection process.

The strength, weaknesses, opportunities and threats (SWOT) of the municipal transport system were conducted to illustrate the issues/ challenges and opportunity for various elements in the system. The opportunities identified help inform the prioritisation of potential future transport projects.

The SWOT analysis was done for:

- Public Transport
- Public Transport Infrastructure
- Learner Transport
- Freight
- Non-motorised Transport
- Transport for Tourism
- Road Network

The results of the SWOT analysis are illustrated in the subsequent section below.

Transport needs

Overarching transport issues were identified such as:

- A lack of internal integration with parallel processes such as the Integrated Development Plan, Local Economic Development Plan, Spatial Development Framework, etc.
- Inadequate budget for public transport infrastructure, facilities and road maintenance
- Limited capacity at district and local municipal level to fulfil municipal transport planning functions
- Time constraint for implementation of proposed/ planned projects

There are also a number of transport challenges which are common to the other local municipalities within the Cape Winelands District such as road safety, road freight and public transport infrastructure.

In terms of public transport, one of the main challenges is the lack of universal accessibility and shelters for commuters. In terms of learner transport and NMT, safety is considered one of the main challenges due to the motorists and pedestrians often sharing the same roadway for driving and walking. The freight movement between the N1 and N2 has led to a deterioration of regional roads within the Breede Valley road network.

The public participation sessions held as part of the Cape Winelands DITP update identified a number of key issues affecting the Breede Valley. These issues are included in the transport needs assessment, including expensive fares, safety and security concerns especially for learner transport, a lack of signage, high volumes of traffic and truck traffic.

PUBLIC TRANSPORT	
Strength	Weakness
Existing minibus taxi transport within the towns and between neighbouring towns	Limited services during off-peak periods, not universally accessible
Existing rail service at Worcester	No service linking other towns within Breede Valley. Currently only a morning and afternoon/evening service being operated
Opportunity	Threat
Create universally accessible facilities	Commuters' limited purchase power, affordability of public transport
PUBLIC TRANSPORT INFRASTRUCTURE	
Strength	Weakness
Existing road-based public transport infrastructure is in a reasonably good condition	There is a lack of shelter at existing facilities
Rail infrastructure not currently being utilised for passenger movement	Underutilisation of facilities during the off-peak
Opportunity	Threat/ Constraint
Provision of shelter at existing facilities	Obsolescence

Utilising the existing rail infrastructure for passenger movement	Capital infrastructure funding
LEARNER TRANSPORT	
Strength	Weakness
A service is being provided	Little information available about learner transport service
Opportunity	Threat
A formalised transport system for learners	Unaffordable or unavailable services for certain categories of learner
FREIGHT	
Strength	Weakness
Current freight route through Worcester	Road infrastructure is inadequate to accommodate the transport of heavy-haul vehicles
Opportunity	Threat
Create formal overnight facilities for truck traffic passing through Worcester	High maintenance cost associated with truck traffic
Create an alternative route for freight movement	
NON-MOTORISED TRANSPORT	
Strength	Weakness
Some existing NMT infrastructure in CBD	NMT infrastructure is not continuous
Existing NMT link from CBD to Zwelethemba	Spatial divide discourages the use of NMT
Opportunity	Threat
Provision of NMT infrastructure and end of trip facilities	Crime in isolated areas without lighting
Provision of bicycles	Bicycles get stolen
TRANSPORT FOR TOURISM	
Strength	Weakness
Variety of tourist attractions	No scheduled services for transporting tourists between attractions
Opportunity	Threat
Provision of a service to transport tourists between tourist attractions	Seasonality of tourist attractions
ROAD NETWORK	
Strength	Weakness
Existing paved road network is in good condition	Majority of traffic is through-traffic travelling on the R60 between the N1 and N2 and on the N1
	Poses safety concerns where schools are located close to high-order roads
Opportunity	Threat
New roads are not required	Pedestrian and vehicle accidents

TABLE 13: TRANSPORT NEEDS ASSESSMENT OUTPUT

It is imperative to note that the information depicted above, is primarily derived from the Cape Winelands District Municipality's approved Integrated Transport Plan (DITP) which was submitted and approved by the MEC on 10 October 2016. The District is in process of reviewing the Integrated Transport Plan, which is estimated to be completed by 30 June 2022.

Project Prioritisation

The main priorities for Breede Valley municipality can be summarised as follows:

- Maintenance of existing road and public transport infrastructure to an acceptable level
- Improving road safety and reduction of non-motorised transport and vehicle conflict. Due to the high volume of pedestrian movement in the rural areas consideration of safety issues needs to be addressed through effective design.
- Provision of embayments and pedestrian facilities at schools to accommodate learner transport
- Obtaining required technical and financial support from provincial and national government for the efficient functioning of the transport system. Capacity within the transport planning function needs to be created in order for the municipality to efficiently execute its function.

Budget constraints

Given the current municipal transport budget, a large portion of the funding is through a municipal grant. This suggests that the municipality has a budget constraint and is requesting funding to compensate for this. The budget is also focused on providing road maintenance for paved roads.

Sources of funding

Municipalities are faced with budget constraints for many reasons but need to provide the municipal services with the funding allocated to them. The funding for municipal services needs to be distributed amongst the various departments to provide these services and transport infrastructure competes with other essential services such as health and housing.

Transport improvement proposals

The source of funding for municipalities is as follows:

- National and provincial allocation and grants, such as conditional and unconditional allocations
- Municipal Capital Replacement revenue
- Municipal Infrastructure Grant (Dep of Cooperative Governance and Traditional Affairs)
- Value capturing, such as property taxes (which may arise through new investments)
- Public Private Partnerships
- Loans
- Other sources such as user charges, advertising, rental of property, etc.

Municipal transport budget and programme

This section discusses the municipal transport budget for the upcoming MTREF period solely. The municipal transport budget is summarised and linked to the Provincial VIP 4. The Breede Valley municipal transport budget is illustrated in **Table 14**. Priorities are implied in the year(s) for which the budget has been allocated. Breede Valley has budgeted, amongst others, for road network improvements and a bus route.

The 2021/22 MTREF contains a detailed list of road infrastructure projects that will be prioritised and funded. In addition, section 11.4 (d) encapsulates the Provincial Department of Transport & Public Works expected investment into road infrastructure that will be of benefit to the Breede Valley Municipality as well (but not exclusively).

Item	Description	Budget 2021/22	Budget 2022/23	Budget 2023/24
1	Upgrading of Gravel Roads			
	Breede Valley Roads	0	10 000 000	10 000 000
2	Resealing of Roads			
	Resealing of Municipal Roads - Rawsonville	500 000	500 000	500 000
3	Resealing of Municipal Roads - Worcester			
	MIG	25 776 248	7 432 593	26 614 000
	CRR	2 000 000	2 000 000	5 000 000
	Resealing of Municipal Roads – Avian Park (MIG)	1 124 263	0	0
	Resealing of Municipal Roads – Zwelethemba (MIG)	0	420 000	0
4	Resealing of Municipal Roads – De Doorns			
	MIG	0	0	1 500 000
	CRR	1 000 000	0	0
5	Resealing of Municipal Roads - Touwsrivier			
	Resealing of Municipal Roads – Touwsrivier (MIG)	0	0	500 000
6	Traffic Circles			
	Traffic Circles: (High and Louis Lange)	6 000 000	6 000 000	
	Traffic Circles: (De La Bat / Roux / Heyns Street)	0	0	5 500 000
7	Ward Priorities			
	Speed Humps	2 000 000	0	0
	Bus Stop / Shelter	100 000	0	0
8	Ward 8			
	Upgrading of Gravel Roads	3 000 000	3 000 000	3 000 000
9	Ward 12			
	Upgrading of Gravel Roads	6 000 000	0	0
10	Ward 21			

Item	Description	Budget 2021/22	Budget 2022/23	Budget 2023/24
	Upgrading of Gravel Roads	1 000 000	1 000 000	1 000 000
	Total	R 48 500 511	R 30 352 593	R 53 614 000

TABLE 14: BREEDE VALLEY MUNICIPAL TRANSPORT BUDGET (2021/22 – 2023/24)

PROGRAMME 5.5: LEVERAGING THE MUNICIPALITY'S ASSETS TO ENHANCE THE OPPORTUNITY MUNICIPALITY

PROGRAMME 5.5 (A): INFRASTRUCTURE INVESTMENT

Infrastructure investment, human capital formation and innovation are essential for the promotion of economic growth within a municipality (OECD, 2009). The infrastructure assets of the Breede Valley Municipality (BVM) are managed in accordance with the asset management policy of BVM. The policy is drawn up in line with the relevant statutory and regulatory frameworks and the relevant GRAP standards as set out by The Accounting Standards Board.

Infrastructure assets represent 80% of the total asset component of the municipality and has a total book value of R1,893,944,522 as at 30 June 2021. Listed below are the five biggest asset types of infrastructure assets:

ASSET 1	
Name	Electricity Reticulation
Asset Type	Electricity
Asset Value	R 304,525,417.35
ASSET 2	
Name	Water Reservoirs & Reticulation
Description	Water
Asset Value	R 501,753,417.12
ASSET 3	
Name	Roads, Pavements, Bridges & Stormwater
Asset Type	Roads
Asset Value	R 595,556,682.13
ASSET 4	
Name	Waste Management
Asset Type	Solid Waste Management
Asset Value	R 24,363,307.73
ASSET 5	
Name	Sewerage Purification & Reticulation
Asset Type	Waste Water Management
Asset Value	R 411,005,815.51

Table 41.: Top 5 Infrastructure Assets

Furthermore, basic services constitute a significant share of total capital expenditure in Breede Valley. When analysing the table below, it is notable that the biggest percentage of capital expenditure (in the first two financial periods) was allocated to electrical services. This expenditure has (amongst others) been prioritised to expand the bulk capacity to adequately service future developments such as the Transhex Human Settlements project. The municipality remains committed to ensure an

equitable spread of capital expenditure across all service classifications to ensure that adequate service infrastructure is delivered.

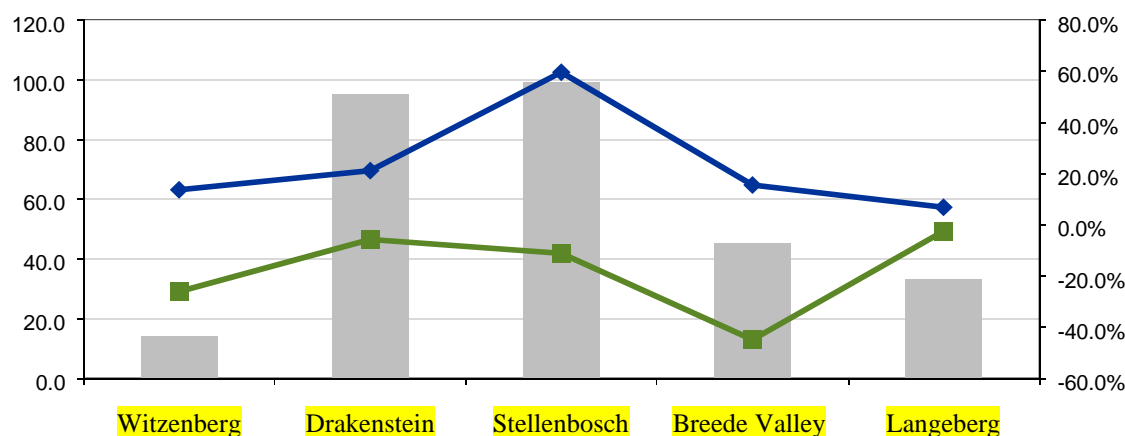
Classification	2020/21	2021/22	2022/23	2023/24
Housing	0%	0%	0%	0%
Road Transport	1%	9%	13%	16%
Energy Sources	49%	38%	45%	41%
Water Management	8%	6%	27%	6%
Waste Water Management	2%	10%	9%	14%
Waste Management	0%	1%	0%	0%
Other	41%	36%	6%	23%
Total	100%	100%	100%	100%

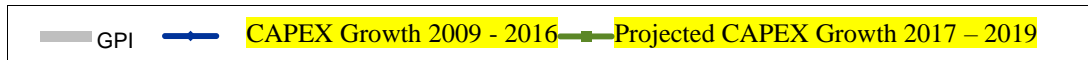
Source: Breede Valley Municipality Annual Report 2020/21: Capital Expenditure: New Asset Programme

Table 42.: *Total capital expenditure for Breede Valley Municipality (%) in terms of the MTREF*

The extent to which infrastructure investment influences economic growth within the municipalities in the Western Cape is evaluated using the Growth Potential Index (GPI) included in the Growth Potential Study of Towns undertaken by the Department of Environmental Affairs and Development Planning. The index provides an analysis of the economic viability of infrastructure investments (as opposed to political, environmental, social and fiscal viability). The potential for economic development that comes about from investment in an infrastructure project is among the most important criteria on which the investment decision should be based.

The GPI in the figure below, provides an indication of the municipalities in which infrastructure investment has the greatest potential for being translated into increased production and employment creation. The GPI is evaluated within the context of municipal capital expenditure (both past and projected).





Source: DEADP, Growth Potential Study 2014; Municipal A-schedules

Figure 44.: Growth Potential Index (2014) and CAPEX (2009 - 2019)

Breede Valley recorded a GPI of 45 (which is defined as having medium growth potential. Capital expenditure in the municipality has been increasing steadily between 2009 and 2016 at a rate of 15,3 per annum on average. This increased municipal capital investment bodes well for economic growth.

PROGRAMME 5.6: ENHANCING CONNECTIVITY IN BREEDE VALLEY

PROGRAMME 5.6 (A): ICT INFRASTRUCTURE INVESTMENT

Our world has become totally dependent on information and communication technology (ICT) to the extent that a national power outage for even one day can be classified as a disaster, the effect of which cannot realistically and accurately be determined. Hospitals and the banking systems would be the hardest hit considering the extent to which they are dependent on ICT systems. Should such an outage go beyond one day into days or even weeks the results cannot even be imagined. Breede Valley Municipality (BVM) is similarly dependent on ICT.

The ICT department has therefore endeavored to provide, within our means, reliable systems, reliable and easily accessible data and support to the users. All the essential services a municipality has to render to its clients by law are supported by the ICT department of BVM. This support is mostly for staff members who have offices where they operate from. ICT services available to them consist of telephony, internet and email services, software and data storage services.

For the clients of the municipality a “Citizens Portal” is envisaged. The purpose of the portal will be to improve the relationship between the municipality and the clients by enabling them to use whatever digital technology they have access to, to interact with the municipality. Part of the strategy to be followed is to simplify, modernise and utilise cutting edge technology where possible.

Breede Valley Municipality appointed a service provider in the 2020/21 financial year to develop a business case for a cost effective and integrated business system or Enterprise Resource Planning System (ERP). An ERP System is an integrated stack of business applications that enables business functions such as Human Resources, Finance, Billing, Revenue, Supply chain, Field Maintenance, etc - It integrates the functions into a single, automated system with a single data source. ERP systems replaces many single disparate systems providing the business with a single user interface, a consistent, integrated and common view of all business processes and functions driving down operational costs and increasing efficiencies. Despite the challenges highlighted by the business case, there are the following opportunities:

- BVM has an opportunity to leapfrog considering the low maturity level of its technology capability
- An effective Digital Transformation Strategy will re-invent BVM
- There is both recognition and a strong will by management to drive a technology strategy that will transform BVM into an effective Municipality that drives both revenue efficiencies and Service Delivery to citizens

PROGRAMME 5.7: UNLOCKING THE GREEN ECONOMY

PROGRAMME 5.7 (A): DEVELOPMENT OF ALTERNATIVE ENERGY SOURCES

In order to address the challenges of climate change, Breede Valley Municipality will increasingly have to transition to a Green Economy in the future. The primary policy approach in respect of climate change response is framed within the National Climate Change Response (NCCR) White Paper (2011). This document outlines strategic priorities, provides direction for action and delineates responsibilities for the different spheres of Government. Section 10.2.6 notes the key role of local government as a site of climate change response delivery flowing from its responsibilities as detailed in the objectives and powers and functions accorded to Local Government in the Constitution of South Africa (108 of 1996) and the Municipal Systems Act (32 of 2000) and Structures Act (117 of 1998).

The current crisis in the electricity sector relates to electricity supply shortages and an increasing carbon footprint. It is imperative that the green economy concept be regarded and pursued as a tool to transform the current state of the local economy to one that is more sustainable from an economic, social and environmental perspective. The transition would include transforming the local electricity sector to one that is more sustainable and aligned with the green economy concept. Strategic green economic investments are expected to impact positively on a number of indicators across a number of sectors such as electricity supply, renewable energy share, employment and greenhouse gas emissions. Pressing policy concerns and rising public awareness on energy and environmental issues are forcing municipalities to assume a more active role in this sector.

Municipalities are now expected to plan and respond to climate change in the midst of facing challenges such as the inability to predict with certainty the future conditions to which adaptation is needed, limited skills and capacity at the local level and pressing short-term needs drawing on limited municipal funds. It is against this backdrop that a need to prepare South African municipalities towards transition in the field of green economy emerges.

South Africa has a fairly long list of green economy related policies and programmes, most of which are recent, including: the Long Term Mitigation Scenario, New Growth Path, South Africa Renewables Initiative, Industrial Policy and Action Plan 2; Medium Term Strategic Framework, National Solar Water Heating Strategic Framework, Draft Carbon Tax Option, Integrated Resources Plan (2010-2030), National Climate Change Response Strategy, National Development Plan - Vision for 2030, Renewable Energy Feed-In Tariff Regulations, National Energy Efficiency Strategy, Green Economy Accord, Atlases (including Wind, Carbon Capture and Storage, Solar, and Risk and Vulnerability), the Carbon Disclosure Project (CDP), CDP Water, Energy Efficiency Accord and King IV.

Contributions to the green economy go further than our choices for energy and transportation; and require active and sustained investment in protecting the natural environment. Water resources, functional ecosystems and biodiversity have emerged as critical inputs to both rural and urban livelihoods and wellbeing. Moreover, programmes such as the Expanded Public Works Programme, which encapsulates initiatives such as Working for Water, Working for Wetlands and Working on Fire continue to create significant numbers of jobs and opportunities for skills development and the growth of small to medium enterprises.

Continued investment in ecosystem-based adaptation and conservation practices will set us on a vital path to meeting employment and sustainable development goals.

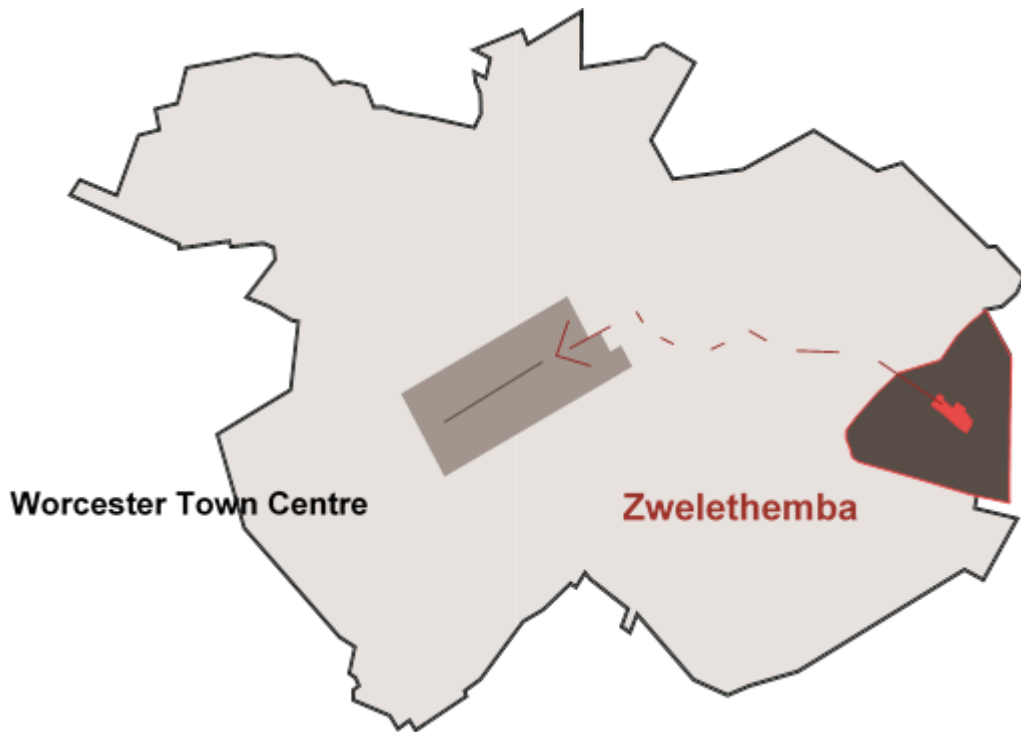
From a renewable energy / alternative electrical supply perspective, BVM commenced with initial investigations on the implementation of renewable energy technology systems. Council approved the Policy on Small Scale Embedded Generation (SSEG). The purpose of this document is to give guidance regarding Breede Valley Municipality's requirements and application process for connecting all forms of small-scale embedded generation technologies such as photovoltaic systems to the Breede Valley Municipality electricity network, including renewable energy systems. The objectives are to:

- encourage the use of renewable energy in the energy resources mix of Breede Valley Municipality; and
- provide guidelines and regulate small scale embedded generation installations in Breede Valley Municipality licensed electricity distribution area.

PROGRAMME 5.8: UNLOCKING THE TOWNSHIP ECONOMY

PROGRAMME 5.8 (A): ESTABLISHING THE ZWELETHEMBA COMMERCIAL CORRIDOR

Zwelethemba is the former black township in Worcester. Spatially it is separated from the CBD by the industrial area, the Hex River, a railway line and the R60 provincial road. There are very limited formal shopping facilities in the form of a small supermarket of a national chain, but a fairly well-established informal trading sector. The existing road reserve along the main road is very wide and will not be needed for road purposes. It is unpaved at present and has potential to become a much more valuable space in Zwelethemba as most of the people travel by foot. The need for more shopping facilities to avoid having to always travel 5km by taxi to the CBD was identified during RSEP-focused public participation. It was therefore decided to conceptualise a project to address this need as part of RSEP.



After a council resolution, a vacant piece of council owned land next to the Zwelethemba library was alienated through a tender process to unlock it for development. In addition to this development, the upgrading of the Mtwazi Street road reserve with paving, landscaping, street furniture and facilities for informal traders was identified as a need. In order to ensure that the community's needs are addressed and to garner their support for the project, extensive public participation in the form of surveys, information gathering workshops, the election of a steering committee, a visioning workshop, scenario development and activation of smaller initial interventions was embarked on. All the ward councillors and role-players along the corridor and in Zwelethemba were included in the process, which is driven by the BVM and their consultants the VPUU NPO. The outcome of this process was a precinct plan and management model which was presented to and accepted by the project steering committee and the BVM mayoral committee and which guided the implementation phase, which commenced in 2018/19.

R3,325 million RSEP funding was originally budgeted in total and an additional R1,9 million RSEP funding was secured after a successful funding application to the Western Cape Department of Environmental Affairs and Development Planning. The tender for the construction of the facilities closed on 30 November 2018 and construction commenced in May 2019. Practical completion of the project was reached in October 2019. The result was a vastly improved pedestrian experience, and the creation of much needed recreation facilities in the public space.

However, during a routine inspection for defects (a year after practical completion), a significant degree of vandalism on the soft landscaping was noted, whilst the hard landscaping was still mostly intact. This significantly jeopardises the longevity of the facility for future use and benefit thereof. The community is encouraged to take ownership of the facility and landscape in order to maximise its useful life and ensure that future generations are bestowed the opportunity to enjoy the benefits thereof.

PROGRAMME 5.9: RURAL DEVELOPMENT

PROGRAMME 5.9 (A): EXPANDING RURAL AND AGRICULTURAL DEVELOPMENT

The development of rural nodes in the municipality is inextricably linked to the development of farmworkers and agrarian land and the development of agriculture in the Breede Valley. It is imperative that the municipality drives a process that will facilitate the registration of farm residents on the housing demand database, or what is commonly known to many as the housing waiting list. Farmworkers must also be included in all future plans of the municipality in terms of development and access to all basic services they are entitled to. The municipality might not be in a position to deliver other services on farms, but we certainly have a responsibility towards the farm residents in providing access to opportunities to help them create a better future for themselves.

Farmworkers, especially the youth and other vulnerable groups such as women and the elderly, must be assisted in all ways possible. We need to facilitate the process that will allow us to have a platform to engage the community of farmworkers and tend to the safety, health and welfare, sport and recreational, educational and economic wellbeing of all farm residents.

This process can be followed by utilising initiatives such as:

- Mass communication (all local media)
- Registration drives and municipal outreaches to all farms in the Breede Valley
- Contacting all farmers/owners, associations and farmworker unions

Since August 2015, the Department of Rural Development and Land Reform has rolled out the Rural Poverty Household profiling in Ward 2-4 in De Doorns to address the extreme poverty experienced by rural communities. It is envisaged that the following programmes will emanate from the household profiling, and will resort under the CRDP umbrella programme:

- Rural poverty reduction
- Establishment and Registration of Primary Cooperatives
- Support of Secondary and Tertiary Cooperatives
- Facilitation and Support of rural industries through various training interventions
- Support rural business

This intervention is particularly significant against the background of huge scale agricultural migration to the De Doorns area between September and March each year, when close to 11 000 workers are attracted to the area. This has huge implications for Breede Valley Municipality in its planning to deliver municipal services, especially refuse removal, proper clean toilets, running water for all, recreational facilities for children, access to housing, health services, crèche facilities and food security. The municipality needs to take cognisance of the agricultural infrastructure in the Breede Valley Municipality when planning rural development initiatives (see maps below). The total dry land available in Breede Valley is 5 33,2 ha and land under irrigation amounts to 26 821,5 ha.

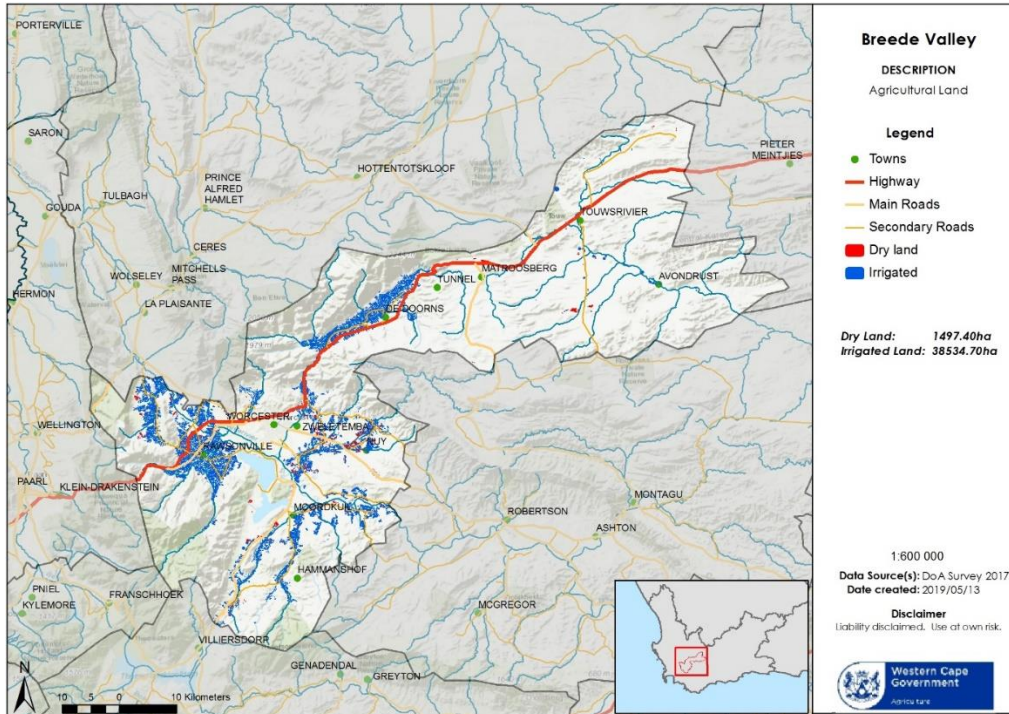


Figure 45.: Agricultural Land

The soil type found in Breede Valley is predominantly calcareous soils in the Touwsrivier area, with eutrophic soils found in the Rawsonville area. The rest of the Breede Valley is characterised by non-calcareous soils (see Diagram).

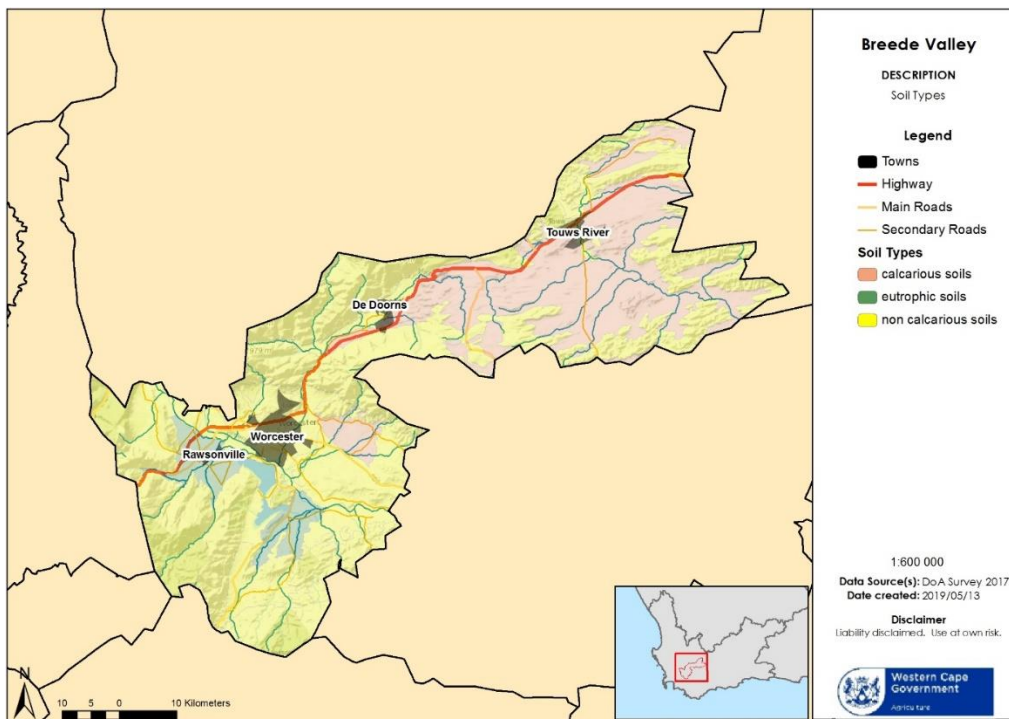


Figure 46.: Soil Types

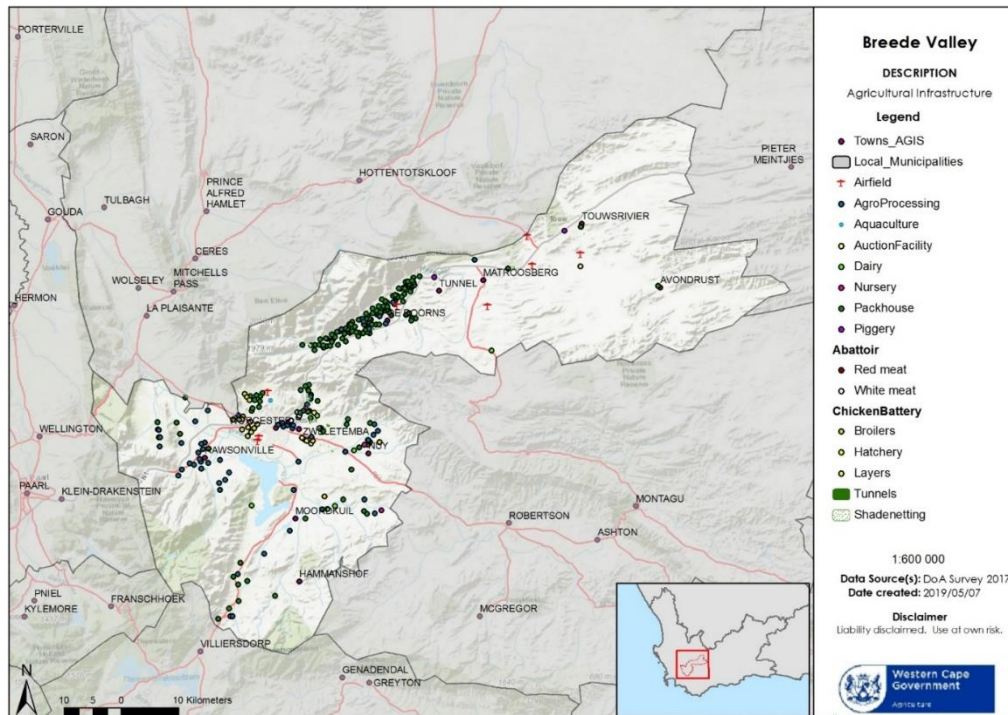


Figure 47.: Agricultural Infrastructure

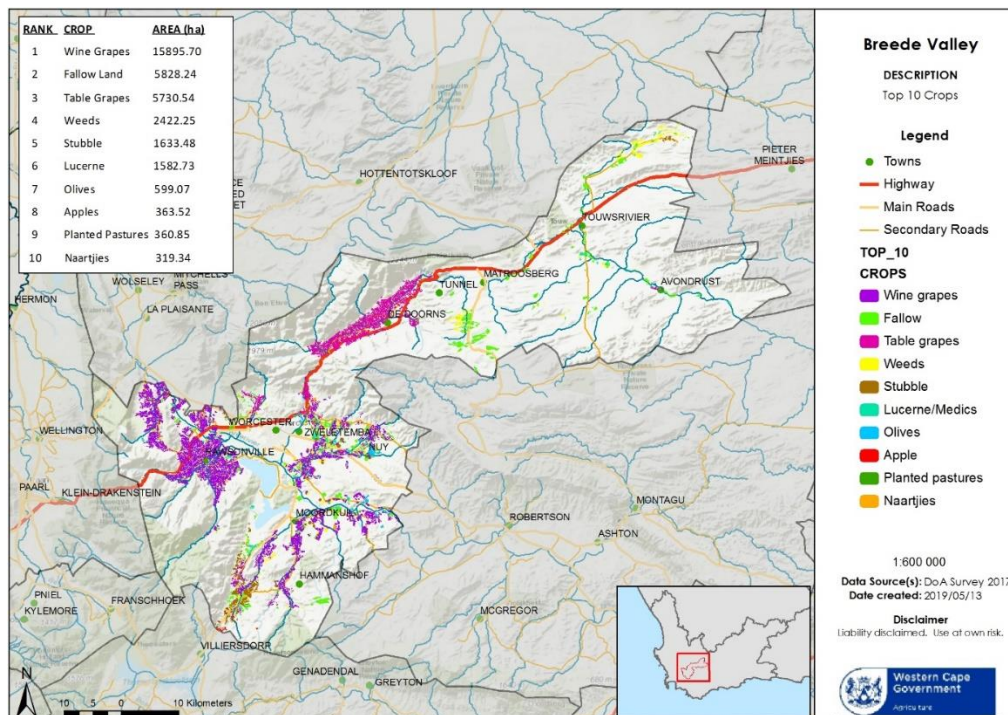


Figure 48.: Top 10 Crops

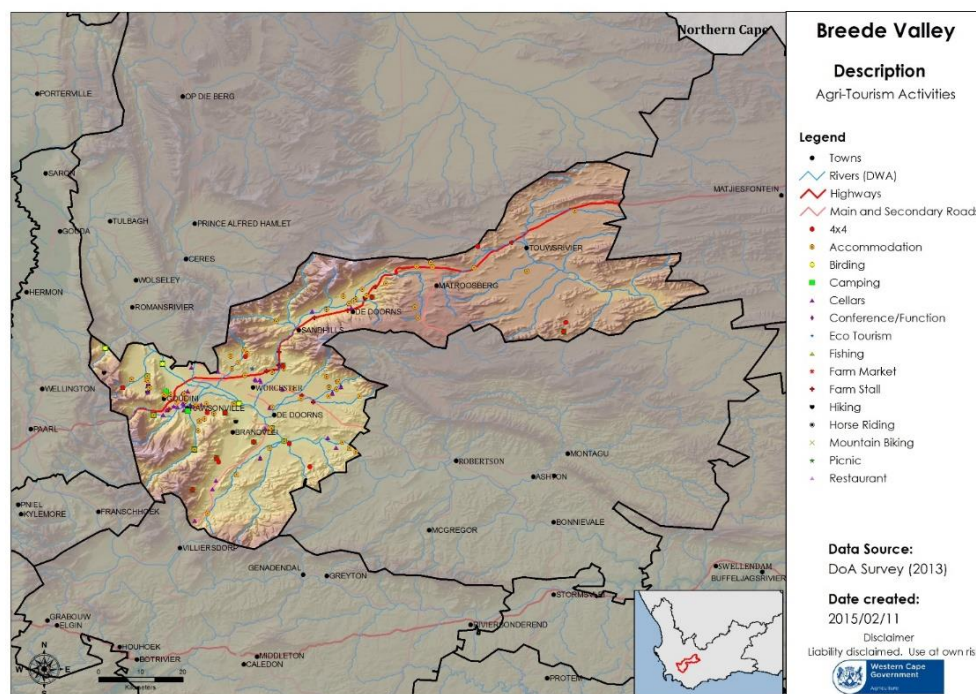


Figure 49.: Agri-Tourism Activities

Expanding growth in the wine grape industry

There are a number of opportunities for growth within the Province's wine grape value chain. These include the increase in existing market demand for wine and development of new markets, both locally and internationally (DAFF, 2015). The Western Cape Government has set out, as one of their goals in the Provinces' growth plan, under Project Khulisa, to double local wine exports to Angola and China. This has been identified by the plan as an opportunity to increase the consumer pool for South African wines. The most significant increasing market for the Western Cape has been the development of wine tourism, another output of the Provinces wine value chain (MERO, 2016).

In Breede Valley wine processing within the wine regions has stimulated organised wine routes. These wine routes offer wine cellars open to the public and have resulted in the designation of Cape Town in the Great Capitals Wine Network, (a global network of renowned wine producers). Currently there are approximately forty-four wine farms that also have restaurants for tourism purposes (DAFF, 2015). Furthermore, the actual volume of wine sales through direct cellar door sales is not likely to be very significant in absolute terms – with the exception of some flagship properties such as Vergelegen, Boschendal or Constantia based cellar farms (DAFF, 2015). As its significance, currently, is it creates an opportunity for further marketing of Western Cape wines, both locally and internationally.

As indicated in the 2015 South African wine industry insights survey conducted by PWC, some wine producers are making use of government support (PWC, 2015). However, a large portion of wine producers surveyed indicated that they are unaware of government support currently being offered such as the Enterprise Investment Programme (EIP), Manufacturing Competitiveness enhancement programme, Export support, Jobs fund, Employment Tax Incentive (ETI) and Section 12L

energy efficiency (PWC, 2015). Engaging service providers to assist with this could provide organisations with an opportunity to make use of the available programmes. Additionally, environmental sustainability assurance has been formally marketed through the Sustainable Wines South Africa seal, recognised by all Integrated Production of Wine (IPW) accredited producers. The continued participation by accredited producers in the integrated production of wine schemes indicates the industries commitment to an environmentally sustainable industry and provides an opportunity for further environmentally sustainable practices to be applied in the production of wine.

Expanding growth in the stone fruit industry

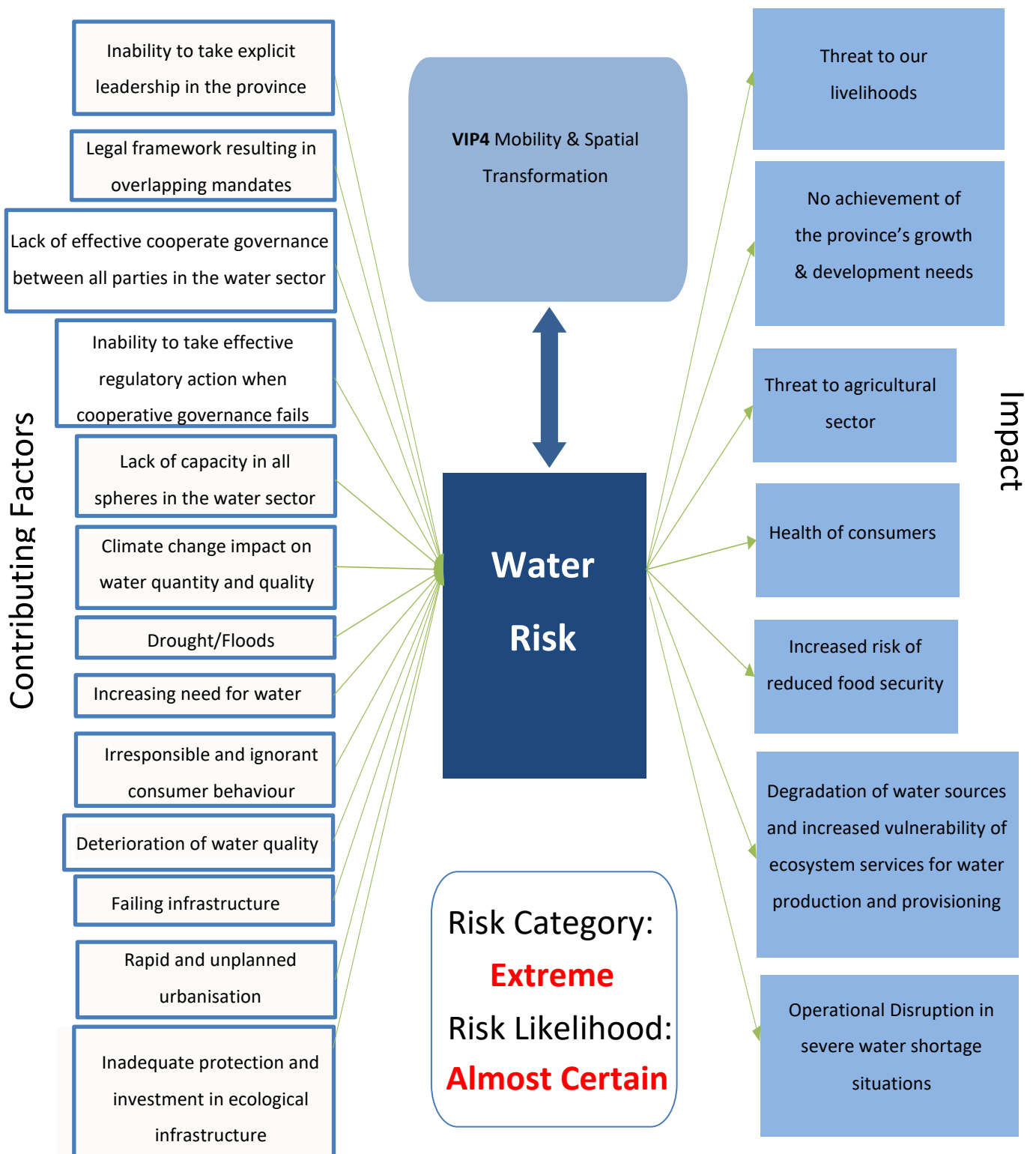
There are two main opportunities in the stone fruit industry. The first is the promotion of sustainable and social responsible agricultural practices due to the legal requirements of the European Union and North American Trade Organisation countries. There is an increasing trend in the international cash crop and agricultural export industry in the demand for fair trade and sustainably (environmentally friendly) produced goods. The second is the opportunity to diversify the export market and increase the local consumption of stone fruits. It is believed that the export market is still fairly underdeveloped as most exports are destined for a small number of countries clustered in either Europe or the Middle East. There is a major opportunity in increasing exports to other African, including Southern African, and Asian countries due to the lack of production of stone fruits in those countries (Department of Agriculture, Forestry and Fisheries, 2015).

The main opportunities for government to get involved is in terms of financing of processors. Finance, especially in terms of access to finance by processing and exporting companies has been cited as a major challenge in the industry in the CWD.

It was also argued that the gap in financing for agri-processors in the stone fruits industry can be filled by government actors such as the Department of Trade and Industry. Government can also assist in the provision of infrastructure, especially cold storage facilities at the main points of export such as the harbour in Cape Town. Another important opportunity lies in the fact that the export demand is said to be increasing, especially in countries such as Britain and Israel. Processors are willing to expand, yet finance challenges constrain expansion in the Cape Winelands District.

Responding to the water scarcity and drought situation

The following summarises contributing factors and impact in the current water situation in Breede Valley and the Western Cape:



Our responses:

- Ensure all necessary **risk reduction measures** in place to manage future droughts effectively
- **Standardisation of water uses, water tariffs and restrictions**, as well as **enforcement measures** where a disaster (drought) risks might be moderate to high
- Protect groundwater resources (geohydrologists required in municipalities)
- Investigating the possible use of **alternative water resources** i.e. reclamation of water (**reuse**), groundwater, increased rainwater harvesting, etc.
- **Model by-law pertaining to water use and water restrictions**
- The implementation of an area-focused finalisation of disaster preparedness and **response plans** by all stakeholders
- Include risk reduction measures and associated funding in all future **Integrated Development Plans**
- S35 Disaster Management Act: All municipalities must take adequate measures to prevent water insecurity due to drought
- Land use and planning: Protect and invest in our natural water source areas
- Ensure good land use management and catchment management
- Promote efficiency of water use:
 - Address water losses (especially non-revenue water)
 - Actively promote the reuse of treated wastewater – target appropriate users
 - Industrial water cascading, foot printing and setting of best practice benchmarks
 - Actively promote conservation agriculture, drip irrigation and accurate water metering, especially in the agricultural sector
 - Undertake water-sensitive urban design
 - Undertake continuous awareness drives to ensure permanent change in public and government behaviour and reduced per capita water utilization
 - Development and implementation of a Drought Contingency Plan
 - Development and implementation of a Water Conservation and Demand Management Plan
 - Implement water restrictions
 - Re-use of Grey water
 - Re-use of Effluent from wastewater treatment plants
 - Installation of Boreholes

CHAPTER 6: THE SAFE MUNICIPALITY

SAFETY

Breede Valley Municipality aims to partner with the community, other government departments and community organisations to provide a safe environment in which communities, especially women and children, can thrive in pursuit of good community values.

The main focus of Breede Valley Municipality as a safe municipality is to create a municipality where every citizen feels safe and where high crime levels are addressed through a whole-of-society approach in partnership with our social partners and the South African Police Service. We as the municipality are of the view that entrenching human dignity of all its people through the building of social capital in our communities will lay the foundation of Breede Valley as a safe municipality. Building safe communities is fundamental in fostering a culture of respect for person and property.

Breede Valley Municipality has identified the following strategic objective to drive the realisation of the safe municipality:

STRATEGIC OBJECTIVE 3: TO ENSURE A SAFE, HEALTHY, CLEAN AND SUSTAINABLE EXTERNAL ENVIRONMENT FOR ALL BREEDE VALLEY'S PEOPLE

The objective above will be unpacked in more detail below, and will be pursued through the implementation of the following lead programmes and interventions:

PROGRAMME 6.1: CREATING SAFE COMMUNITIES

PROGRAMME 6.1 (A): IMPLEMENT THE REGIONAL SOCIO-ECONOMIC PROGRAMME (RSEP)

The Regional Socio-Economic Programme (RSEP) is a project of the Western Cape Government to partner with the citizenry of Breede Valley Municipality to promote neighbourhood upgrading, urban restructuring, social cohesion and inclusion and social clustering. RSEP projects are targeted at addressing public safety concerns through soft and hard infrastructure, upgrading and development of public facilities, support of community-driven projects and creating opportunities in poor communities subjected to high crime levels.

The following Regional Socio-Economic Programme (RSEP) process plan was followed to implement the programme in the Breede Valley:

Background and Objective

The BVM was chosen by the Western Cape Government (WCG) as one of three municipalities to participate in the Regional Socio-Economic Programme. In terms of the *Western Cape RSEP/VPUU Programme Implementation and Governance Framework* BVM is required to set up a Municipal Steering Committee (MSC) and Councils of Stakeholders (CoS). The MSC was established and has representatives from the various line departments. The purpose of the process plan was to guide the process of setting up the CoS for each of the four suburbs (Avian Park, Riverview, Roodewal and Zwelethemba) forming part

of the focus area identified in the RSEP Spatial Analysis. It also guided the process of engaging with the CoSs in order to determine a Portfolio of Interventions (PoI).

Legislative Instruments

The Constitution of the Republic of South Africa, 1996 (Act 108 of 1996)

Municipal Systems Act, 2000 (Act 32 of 2000)

Municipal Finance Management Act, 2003 (Act 56 of 2003)

Breede Valley Municipality Integrated Development Plan

Western Cape RSEP/VPUU Programme Implementation and Governance Framework

Dovetailing with IDP

After the public participation process for the 2014/15 IDP review was concluded in November 2014, the outcomes of this process for the wards included in the focus area (being 8, 9, 10, 11, 12, 13, 14, 16, 17, 18 and 21) were combined per suburb and used as a baseline for the further public participation described below.

Establishment of councils of stakeholders, public participation and portfolios of interventions

The councils are made up of leaders of local neighbourhood scale organisations. It is the representative steering committee within the area of intervention and the community partner around the implementation of the Portfolio of Interventions (POI).

The CoS each met twice. At the first meeting the combined IDP needs of all the wards making up the suburb were filtered to exclude those not related to RSEP and those already being budgeted for. Any RSEP-related needs not included in the list of IDP needs were added to the list. These were then prioritised. Between the first and second meeting the line departments were requested to address needs that could be addressed within the operational feedback. At the second meeting feedback on the latter was given. Projects were then identified and agreed upon to address the remainder of the needs.

The projects identified were given budget estimates and spread out in a logistically sensible fashion over the remainder of the RSEP in a POI. The POI is similar to an IDP on neighbourhood level. This is the ultimate outcome achieved through implementation of the process plan.

Council approval of POIs

The POIs were presented to Council for approval in November 2015 and were approved as submitted. The POIs were then submitted to the Western Cape Department of Environmental Affairs and Development Planning. The POIs are used as the base for budgeting and implementation of RSEP projects in the remainder of the programme.

RSEP Portfolio of Interventions for Avian Park			
Need	Intervention/project proposed	Value estimate (Rand)	Year of implementation
Safe path for pedestrians and cyclists between Boland College and Worcester Prison	Joint project between Cape Winelands District Municipality (funding) and provincial Department of Transport and Public Works (construction)	1 000 000	2016/17
Pavements are insufficient for safe pedestrian movement	Walkways along pedestrian desire lines of approximately 1 000 m	1 500 000	2016/17/18
Areas around standpipes are muddy and messy	Upgrading of four standpipes in Rolihlahla	80 000	2015/16
Improved lighting at Loerie Street community project	Install floodlight	10 000	2016/17
Traffic calming measures required to improve pedestrian safety	Specific needs will be confirmed by a study in terms of the proposed Traffic Calming Policy and will be budgeted for	110 000	2017/18
Play parks for children required	Play park with roll-on lawn, irrigation, fencing and jungle gym next to tar-surfaced netball court behind new library	500 000	2016/17/18
Grassed play area for children in Pigeon Street	Roll-on lawn and irrigation at cnr of Malmok and Pigeon Street	95 000	2017/18
Grassed sports pitch required for rugby and soccer	Roll-on lawn and irrigation at area currently used for soccer	1 500 000	2016/17
Sports facilities are required in Avian Park	Tar-surfaced multipurpose netball courts in Mossie Street and behind new library	530 000	2015/16/17

Table 43.: RSEP Programmes – Avian Park

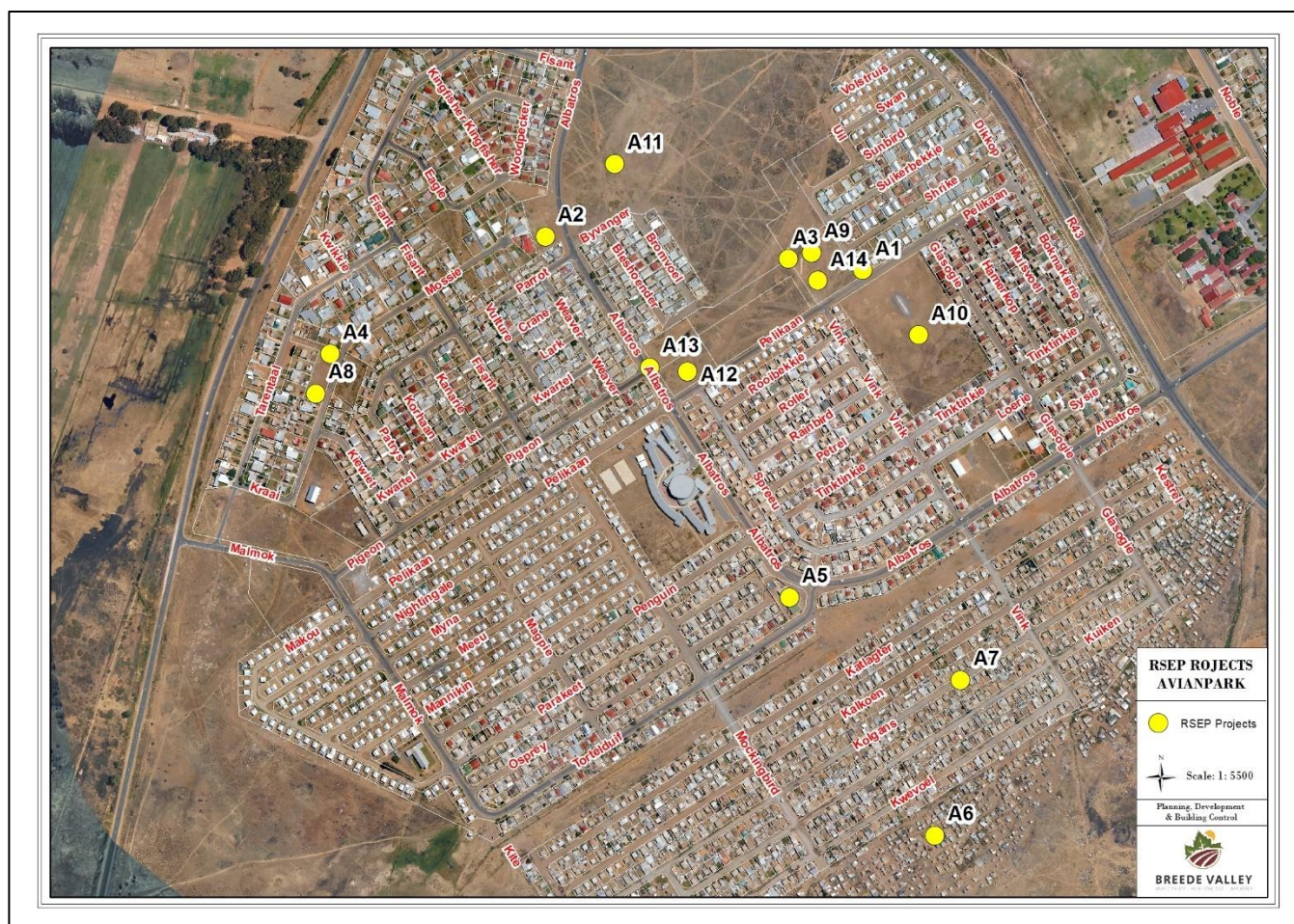


Figure 50.: RSEP Programmes – Avian Park

RSEP Portfolio of Interventions for Riverview			
Need	Intervention/project proposed	Value estimate (Rand)	Year of implementation
Pavements required for safe pedestrian movement between Riverview and Parkersdam	Walkways along pedestrian desire lines of approximately 1 000 m	1 500 000	2016/17/18
Complete footpath at Riverview flats	At least part of it can be included in the above project		2016/17/18
Lighting of dark areas in Jason and Shortle Street	Feasibility of flood lights to illuminate the dark area is being investigated	30 000	2016/17
Speed bumps required in Buitenkant Street as well as Pieterse Street	Specific needs will be confirmed by a study in terms of the proposed Traffic Calming Policy and will be budgeted for	110 000	2017/18
A development framework for the large open space at	A plan was drawn up and presented to the community to guide the development of the large open space and the facilities were placed to		

RSEP Portfolio of Interventions for Riverview			
Need	Intervention/project proposed	Value estimate (Rand)	Year of implementation
the Riverview flats is required	correspond to existing locations and to make optimal use of existing lighting. Trees will have to be placed in conjunction with SAPS to prevent them from becoming hideouts for criminals. The various components in the plan will be implemented by means of individual projects to make them more manageable.		
Multipurpose hall/ community facility	A fully-fledged multipurpose hall is beyond the reach of the RSEP budget so a concept was developed and presented to the community for a community facility using modified shipping containers, a concrete slab, brick wall infills and a corrugated iron roof.	300 000	2016/17
Grassed sports pitch required for rugby and soccer	Roll-on lawn and irrigation at area currently used for soccer	1 500 000	2016/17
Sports facilities required at Riverview flats	Tar-surfaced multipurpose netball court to be constructed next to grassed rugby/soccer pitch and existing vlakkie cricket field	280 000	2016/17
Play area for smaller children required at Riverview flats	Grassed play area with play equipment to be developed at site where defunct play equipment is next to Victoria Park Primary. Existing fencing to be upgraded and landscaping and footpaths on large open area between Victoria Park Primary and Riverview flats also to be provided	500 000	2016/17/18

TABLE 15: RSEP PROGRAMMES - RIVERVIEW



Figure 51.: RSEP Programmes - Riverview

RSEP Portfolio of Interventions for Roodewal			
Need	Intervention/project proposed	Value estimate (Rand)	Year of implementation
Pavements required for safe pedestrian movement in Roodewal	Walkways along pedestrian desire lines of approximately 1000m	1 500 000	2016/17/18
Speedhumps are required in particularly Van Zyl Avenue because taxis speed there and drive around existing speedhumps on the sidewalk so bollards are required to prevent them from doing so	Specific needs will be confirmed by a study in terms of the proposed Traffic Calming Policy and will be budgeted for	110 000	2017/18
A development framework for the open corridor between Van Huyssteen and Springveldt Streets and the Eskom at the Riverview flats is required	A plan was drawn up and presented to the community to guide the development of the open spaces and the facilities were placed to correspond to existing locations where applicable. The various		

RSEP Portfolio of Interventions for Roodewal			
Need	Intervention/project proposed	Value estimate (Rand)	Year of implementation
	components in the plan will be implemented by means of individual projects to make them more manageable. Said projects are described below (refer to attached RSEP Proposal Roodewal)		
Sports facilities are needed in Roodewal	Tar-surfaced multipurpose netball court to be constructed next to the new park in Taambay Street	250 000	2015/16
	BMX track to be constructed between Rhode and Wentzel Streets and training assistance provided	150 000	2015/16
There is a need for a community facility in Roodewal	A fully-fledged multipurpose hall is beyond the reach of the RSEP budget so a concept was developed and presented to the community for a community facility using modified shipping containers, a concrete slab, brick wall infills and a corrugated iron roof.	300 000	2016/17
There is a need for safe play areas for children in Roodewal	Roll-on lawn and irrigation can be provided and trees planted to create a new play park/enhance an existing one	500 000	2016/17/18
Grassed sports pitch required for rugby and soccer	Roll-on lawn and irrigation at area currently used for soccer with changing facility	1 500 000	2017/18

Table 44.: RSEP Programmes – Roodewal



Figure 52.: RSEP Programmes - Roodewal

RSEP Portfolio of Interventions for Zwelethemba			
Need	Intervention/project proposed	Value estimate (Rand)	Year of implementation
Speedhump in Siwangaza Street to control speed and other traffic calming measures	Specific needs will be confirmed by a study in terms of the proposed Traffic Calming Policy and will be budgeted for	100 000	2017/18
Rehabilitate old pig farming area	Develop a play park and possible community garden	200 000	2017/18
Safe play area for children (off streets)	Multi-purpose tar surfaced sports court to be developed between Thusa and Theoa Streets	280 000	2016/17
Assistance for ECD	Expand toy library at Zwelethemba library and add apparatus for large motor skills outside. Install electrical fencing to prevent theft	35 000	2016/17

RSEP Portfolio of Interventions for Zwelethemba			
Need	Intervention/project proposed	Value estimate (Rand)	Year of implementation
Areas around standpipes are muddy and messy	Upgrading of two more standpipes in New Mandela	60 000	2015/16
Dire need for a crèche in ward 16	Turnkey ECD facility in shipping container	250 000	2016/17
Lack of shopping opportunities in Zwelethemba and poor condition of pavement	Shared economic infrastructure facility for informal traders and landscaping of pedestrian corridor	3 200 000	2016/17/18

Table 45.: RSEP Programmes - Zwelethemba



Figure 53.: RSEP Programmes – Zwelethemba

2017 Review of POIs

- During August and September of 2017, combined meetings for all the wards per suburb were held for Avian Park, Riverview, Roodewal and Zwelethemba. The ward councillors and ward committees were invited to these meetings. At each meeting the RSEP project manager gave a presentation with background on RSEP (the origin of the programme, its purpose and the main focus of projects). The status of each project on the approved Portfolio of Interventions (POI) for the suburb was also presented.
- There were two categories of projects which required review. The first was projects on the approved POI which weren't practical to implement for whatever reason. If there were any of these, the reasons for it not being practical to implement were explained and alternative projects to address the underlying need with the amount budgeted were agreed upon.
- The second category was projects on the approved POI which had already been successfully implemented but which resulted in savings. Additional projects amounting to the savings realised and falling within the purpose of RSEP were identified.
- The revised POI's were approved by Council in October 2017 and by the Western Cape Government's adjudication committee for RSEP during November 2017 and are included in the tables below:

Portfolio of Interventions			
Need	Intervention/project proposed	Value estimate (Rand)	Year of implementation
AVIAN PARK			
Pavements are insufficient for safe pedestrian movement	Walkways along pedestrian desire lines of approximately 1000m	1400000	2017/18
Traffic calming measures required to improve pedestrian safety	Speed bumps to be constructed using paving bricks supplied by Traffic in Fisant, Tarentaal, Albatros and Suikerbekkie Streets	110000	2017/18
Play parks for children required	Mini-soccer astro turf next to tar-surfaced netball court behind new library	610000	2017/18
RIVERVIEW			
Pavements required for safe pedestrian movement between Riverview and Parkersdam	Walkways along pedestrian desire lines of approximately 1000m	1400000	2017/18
Complete footpath at Riverview flats	Part of it can be included in the above project if the budget allows		2017/18
Speed bumps required in Buitenkant Street as well as Pieterse Street	Speed bumps to be constructed using paving bricks supplied by Traffic in Buitenkant, Jason, Pieterse and Sampson Streets	110000	2017/18

Portfolio of Interventions			
Need	Intervention/project proposed	Value estimate (Rand)	Year of implementation
Sports facilities in ward 13	Grassed mini-soccer pitch with netting and fencing in Sol Damon park	320000	2017/18
Safeguarding of security container	Erection of a 1,8m high PVC coated wire fence	55000	2017/18
Safeguarding of netball court in Sampson Street	Erection of a 1,8m high PVC coated wire fence	145000	2017/18
ROODEWAL			
Pavements required for safe pedestrian movement in Roodewal	Walkways along pedestrian desire lines of approximately 1000m	1400000	2017/18
Speedhumps are required in particularly Van Zyl Avenue because taxis speed there and drive around existing speedhumps on the sidewalk so bollards are required to prevent them from doing so	Speed bumps to be constructed using paving bricks supplied by Traffic in Leipoldt, Springveldt, Stynder and Van Zyl Streets	110000	2017/18
There is a need for a community facility in Roodewal	A fully fledged multipurpose hall is beyond the reach of the RSEP budget. A building plan for a neighbourhood centre was approved and this will be constructed north of Taambay Street	630000	2017/18
Sports facilities are needed in Roodewal	Astro turf mini soccer/hockey	850000	2017/18
The neighbourhood centre will need to be safeguarded	Fencing of neighbourhood centre	130000	2017/18
The netball court needs to be safeguarded	Fencing of Taambay netball court	230000	2017/18
Sports facilities are needed in Roodewal	Cricket pitch at Werda Street	75000	2017/18
The community requested recreation areas	Braai spots, benches and trees at Eden Park	100000	2017/18
The community requested recreation areas	Braai spots, benches and trees at Werda Street	100000	2017/18
Sports equipment for playing netball is required	Netball posts with pedestals	15000	2017/18
ZWELETHEMBA			
Speedhump in Siwangaza Street to control speed and other traffic calming measures	Speed bumps to be constructed using paving bricks supplied by Traffic in Isithintelo, Matsila, Mngcunube and Ngethu Streets	100000	2017/18

Portfolio of Interventions			
Need	Intervention/project proposed	Value estimate (Rand)	Year of implementation
Rehabilitate old pig farming area	Develop a play park (position to be determined)	200000	2019/20
Improvement of safety in dark area	Flood light in Njila Street next to Maku's shebeen	15000	2017/18
Safe play area for children and recreation facilities for adults	A mini play field/park with braai spots in Busa with trees planted around	80000	2017/18
Dire need for a creche in ward 16	Turnkey ECD facility in shipping container. Site needs to be identified with Human Settlements	250000	2018/19
Lack of shopping opportunities in Zwelethemba and poor condition of pavement	Improved facilities for informal traders and landscaping of pedestrian corridor. Mini-soccer astro turf corner of Botsane and Afrika Streets	3750000	2017/18/19

Table 46.: RSEP: Portfolio of Interventions

Extension of RSEP to include Touwsrivier

Due to the success of RSEP implementation in the first three municipalities (including Breede Valley), the Western Cape Government decided to extend the programme to an additional town in each of these. In Breede Valley it was decided based on statistical evidence of poverty and crime, to extend it to include Touwsrivier.

- The area manager, ward councillor and ward committee members were invited to a meeting on 18 May 2017. At the meeting the RSEP project manager gave a presentation introducing RSEP and its purpose and explaining that the programme will be expanded to include Touwsrivier. The minutes of the meeting and a summary of the suggested projects are attached as Annexure C
- The IDP needs for the ward were filtered to exclude those already being addressed in the budget through the IDP and those that don't fall within the ambit of RSEP. The remaining needs were categorised into needs of pedestrians, needs at open spaces and needs for programs. Any RSEP related needs not contained in the IDP needs were added to the list.
- The RSEP project manager then gathered more detail on each of the identified needs, any progress on addressing it and the need for further planning.
- The expected budget of between R1,5 and R3 million had not been confirmed yet but the range was disclosed to the meeting to ensure realistic expectations. The meeting was then asked to give the issues further thought after consulting with their constituency and revert with a list of suggested projects.
- The area manager sent the list of suggested projects to the RSEP project manager and together they visited all the sites.
- The RSEP project manager made estimates of what it would cost to implement the suggested projects.
- Further investigation in the form of an engineering design was done to determine the budget required for the pedestrian bridge. This proved to be far in excess of an initial high-level estimate made by an engineer.

- Fortunately, the confirmed total funding earmarked for Touwsrivier proved to be more than initially expected (R4 million). This left room for the higher than anticipated budget for the pedestrian bridge as well as for an additional project (artificial grass mini-soccer pitch). These planned projects were discussed on 22 August 2018 at a meeting with the area manager, ward councillor and ward committee and agreed upon. The minutes of the meeting are attached as Annexure D
- The POI was approved by the Western Cape Government's adjudication committee for RSEP during October 2018 and is included in the table below:

Portfolio of Interventions for Touwsrivier			
Need	Intervention/project proposed	Value estimate (Rand)	Year of implementation
Traffic calming measures required to improve pedestrian safety	Speed bumps to be constructed in Berg, Buitekant, Dr Stalz and Single Streets	121000	2019/20
Installation of flood lights to improve pedestrian safety in dark passages/areas	Supply and installation of 15 x flood lights	56434	2017/18
Hard surfaced playing areas for cricket, tennis, netball and baseball	Construction of 3 x tar-surfaced sports courts (unfenced)	793811	2018/19
Repairs to existing play equipment and new play equipment	Supply and installation of 5 x sets of steel playground equipment	166374	2018/19
A recreation area is required on Erf 562 next to the swimming pool	Construction of braai facilities and planting of drought resistant trees near swimming pool	71068	2017/18
The existing pedestrian bridge between Martin Luther and Logan Streets is in a state of disrepair	Design of pedestrian bridge (preliminary estimate)	69200	2017/18
The existing pedestrian bridge between Martin Luther and Logan Streets is in a state of disrepair	Construction of pedestrian bridge (preliminary estimate)	1806302	2018/19
Safe playing surface for street soccer	Mini-soccer artificial grass pitch	850000	

Table 47.: RSEP: Portfolio of Interventions - Touwsrivier

PROGRAMME 6.1 (B): RE-ESTABLISHING THE BREEDE VALLEY COMMUNITY SAFETY FORUM

Community Safety Forums are designed to target the root causes of particular types of crime at local level. It is common knowledge that crime stems from a host of factors such as lack of opportunities and recreation, poor family structures, inadequate by-law enforcement and police visibility, inadequate housing infrastructure and unemployment. This suggests that

greater control and coordination is required within and amongst all spheres (government, private sector & civil organisations) in order to collectively strive towards safer and more secure communities.

A safe community is characterised as one in which residents are able to feel safe at home or in public, during the day and at night. In a safe community, no one is assaulted, abused, raped or harmed by family members, friends or strangers. In a safe community, everyone has access to housing that is adequate and affordable. Everyone lives in neighbourhoods where they are able to freely walk around, play outside and interact with one another. A safe community is accessible by all its citizens – regardless of physical and/or intellectual ability. No one experiences barriers to mobility, employment or services. In a safe community, diversity is valued and there is no racism or discrimination.

A safe community contains quality services (e.g. youth programs, day-care, training, etc.) and well-designed infrastructure (safe buildings, public spaces and streets). Safe communities are also synonymous with safe workplaces in which employees are equally free from violence and harassment.

A safe community can be measured by the perceptions and experiences of its most vulnerable citizens. When women, children, senior citizens and other marginalized individuals perceive and experience security and safety, free of fear and prejudice, only then can a community regard itself as having secured a preferred level of safety and security. The table below depicts the key building blocks towards building safer communities:

Building Block	Title	Description
1	Safe and Accessible Design	The physical environment provides the foundation for safe and healthy communities. Our streets, buildings, parks and commercial areas can be designed to promote ease of use (accessibility) and minimize risk, especially for those who are the most vulnerable to crime and victimization.
2	Healthy and Strong Neighbourhoods	Building healthy neighbourhoods goes beyond the scope of solely investing in bricks and mortar. Social support (e.g. adequate housing, recreational facilities, employment and training programs, quality childcare, and community-based prevention initiatives) must be prioritised and implemented to address the root causes of violence and crime and improve the quality of life for residents.
3	Policy and Guidance	Comprehensive community planning and development forms the foundation of healthy communities. Planning influences our quality of life in a wide range of ways: local economic development, housing development and design, parks and recreation program provision, public transportation, and the design and maintenance of public facilities.
4	Coordinated Actions	Everyone has a role to play in creating a safer community. The development of partnerships and coordinated actions across geographical and sectoral boundaries is vital to ensure that crime prevention and community safety strategies are relevant and achievable. Collective efforts can also leverage greater community involvement and accentuate public education efforts.

Table 48.: Key Building Blocks Towards Creating Safer Communities

On 7 November 2019, the municipality conducted a safety summit with various stakeholders to primarily develop an all-inclusive safety plan for the municipality (to – amongst others – realise the above). One of the activities emanating from the summit was the reaffirmation of the need for a Community Safety Forum (CSF). This forum will ultimately be responsible for coordinating and streamlining all safety initiatives earmarked for implementation throughout the municipality. It should be noted that the CSF will not replace other existing structures such as the Community Policing Forum (CPF) or the neighbourhood watches. The municipality will be supporting the establishment of ward-based neighbourhood watches and will consult the Department of Community Safety for additional support in this regard. In addition, BVM currently participates on the District Safety Forum where all safety matters, interventions and plans are discussed. As a result, BVM is able to leverage support from the Cape Winelands District Municipality in terms of implementing its safety plan.

It is also imperative that all key stakeholders and partners fulfil their role and assume responsibility for actively participating in safety initiatives. Hence, safety in schools, at hospitals, on farms, at all government departments, in public and in all towns and communities must be better coordinated to ensure that law enforcement agencies are adequately supported in the fight against crime. Safety requires a collaborative approach across all spheres and sectors of society.

The four elements of the safety plan are:

1. Safe and Accessible Design
2. Healthy and Strong Neighbourhoods
3. Policy and Guidance
4. Coordinated Actions

The first draft safety plan will be tabled to council for approval and be reviewed annually or as the need arises from time to time. Implementation thereof, will commence as soon as Council has approved the plan and envisaged CSF. The information below, depicts the key planning and implementation considerations emanating from the strategic engagements, earmarked for prioritisation and cross-sector collaboration to underpin a safe living, working and playing environment:

Community Safety Forums

Background

CSF are designed to target the root causes of particular types of crime at local level. It is common knowledge that crime stems from a host of factors such as lack of opportunities and recreation, poor family structures, inadequate by-law enforcement and police visibility, inadequate housing infrastructure and unemployment. This suggest that greater and coordination is required within and amongst all spheres especially relating to matters of safety and security.

Objective of the Breede Valley CSF

The objective of the Breede Valley CSF is to (amongst others):

- provide communities an opportunity to (through organisational structures) participate in the development and local planning and monitoring of safety plans;

- promote closer co-operation and access to basic services at local level in order to improve living conditions and community cohesion; and
- support and enhance crime prevention and public education programmes in partnership with relevant organs of state and communities.

Functions of the Breede Valley CSF

The primary functions of the Breede Valley CSF include:

- Develop a local social crime prevention capacity.
- Conduct a safety audit and develop a Local Crime Prevention Strategy and Plan.
- Facilitate linkages of the Local Crime Prevention Strategy and Plan
- Coordinate, oversee, monitor and evaluate the implementation of Local Crime Prevention Strategy and Plan programmes or projects.

Roles and Responsibilities of the Breede Valley CSF

The roles of the structure are organized in the following manner:

Level	Responsibility
Provincial Department of Community Safety	Planning, Co-ordination, Support, Capacity Building, Mentoring, Monitoring, Oversight, Accountability
Local Municipality	Research, Problem Solving, Integrated Planning, Co-ordination, Project Implementation, Oversight

Table 49.: Roles and Responsibilities of the Breede Valley CSF

In addition, the Breede Valley CSF will have the following responsibilities:

- assist in the review, facilitation and implementation of the Breede Valley Safety Plan;
- mobilize resources of the National, Provincial and Local Government as well as support through the Community Police Forum (CPF), Non-governmental and community-based organizations in the Breede Valley area;
- review the level of safety throughout Breede Valley and develop appropriate safety interventions;
- receive and consider regular reports on the safety plan;
- hold regular meetings (solely related to safety & security);
- communicate outcomes;
- establish and maintain database of stakeholders;
- seek accreditation as a forum;
- administer the affairs of the forum;
- resolve conflict and build consensus.
- build capacity of the key resources in Breede Valley to Promote safety;
- facilitate teambuilding;

- get update on the progress on key priority issues;
- play an oversight role on the functioning of the forum;
- give input, guidance and direction on appropriate strategic interventions to address safety in Breede Valley; and
- provide (financial and non-financial) support for effective implementation of safety programmes

As per the building blocks identified in the introduction, the following action plan has (based on extensive research, community-based project experience, and feedback obtained from citizens and community experts) been identified for consideration and subsequent implementation:

1. SAFE AND ACCESSIBLE DESIGN		
1.1 SAFETY AUDITS		
ACTION ONE	Progress	Next steps
Review past audits, update community safety plans	No Municipal Safety Audit was done yet. Individuals conducted safety audits with clients and keeps the data for their usage and purposes. All safety plans from the different role players must reviewed and combined into one plan	A municipal community safety audit must be done to help inform and coordinate better planning processes
ACTION TWO	Progress	Next Steps
Conduct site audits in high priority areas identified as experiencing challenges	No Specific site audits were conducted to date and we rely on information as reported to and by SAPS. The budget constrains across all departments prohibits an effective approach for these purposes	Site audits must be conducted in hotspots, high crime communities to absorb the current crime rate and enable service delivery for everyone
ACTION THREE	Progress	Next Steps
Update progress and develop a data base of audit recommendations	The development of a database of audit recommendations must be all inclusive. All partners must ensure that their needs, concerns and views are incorporated into the database	A database must be developed and must contain all the information needed to guide implementation and provide for active participation
1.2 SAFE DESIGN GUIDELINES		
ACTION FOUR	Progress	Next Steps
Incorporate community safety design guidelines into the assessment process for development applications	Current municipal bylaws are in place. But are not being enforced as aggressively to make a bigger impact on illegal activities in the town	To encourage more interaction between all role players to understand the bylaws better and to help ensure more residents become aware of the different bylaws and their roles and responsibilities in the entire process
1.3 DEVELOPMENT INCENTIVES		
ACTION FIVE	Progress	Next Steps
Review relevant by-laws and policies to identify opportunities for creating incentives for developers to use safer design guidelines	Current bylaws and policies must be reviewed and be brought in line with the aim to create a safer community, by means of creating opportunities for the	Conduct public consultation processes better and ensure development across all sectors speak towards a common goal. Developers coming in must be made aware of the current situation and be instructed via

1. SAFE AND ACCESSIBLE DESIGN		
	creation of incentives for developers to use safer design guidelines	bylaws and policies to ensure that they contribute towards a safer community. Rewards and incentives must be developed to encourage this

Table 50.: Building Block 1 - Safe and Accessible Design

2. BUILDING STRONG NEIGHBOURHOODS		
2.1 NEIGHBOURHOOD PROGRAMMING		
ACTION SIX	Progress	Next steps
Support affordable / no cost local, neighbourhood-level services, programming and supports	The General feeling is that little to no support programmes exists in the community	Community development programmes for the youth must be developed in conjunction with all other Stakeholders
ACTION SEVEN	Progress	Next steps
Support neighbourhood building and management efforts	Municipality not fulfilling this role and many communities are deteriorating as a result	A neighbourhood revitalization programme must be developed
		Policies must be pro-poor and aligned to ensure that communities benefits from it
2.2 YOUTH DEVELOPMENT		
ACTION EIGHT	Progress	Next Steps
Support youth development through regional collaboration	No support for young people in communities	Support programmes to be developed across all areas in the communities <ul style="list-style-type: none">- Recreation- Education & training- Social services- Health services- Capacity building & empowerment- Jobs- Local economic development
		Relevant partners must be identified, and the youth development policy must be reviewed
ACTION NINE	Progress	Next steps
Support drug prevention planning and programming	Local Drug Action Committee established but not enough awareness being done in communities.	Awareness programmes must be done more aggressively in all communities.

2. BUILDING STRONG NEIGHBOURHOODS		
	We do have a rehabilitation facility but not everyone gets access to the programmes Outpatient support groups are running but not reaching enough ex-addicts	Make information more accessible Communities need to work with the police
2.3 SAFE, AFFORDABLE HOUSING		
ACTION TEN	Progress	Next Steps
Develop a strategy for housing safety, provision and access	Transhex housing project on the way but older communities and houses are not considered to be safe	Housing consumer education must be done to all new homeowners and those that receives title deeds
	Access to affordable housing do exist but many conditions don't not allow community members to obtain houses	Communities must be encouraged to safeguard their own homes
2.4 PUBLIC TRANSIT		
ACTION ELEVEN	Progress	Next Steps
Implement the Regional Transit Business Plan to expand services and address affordability, accessibility and safety of the regional transit system	Taxis are the only mode of public transport in the town. Public roads are in poor conditions in the outer communities	A transit business plan must be developed that includes stricter rules for taxis that aren't roadworthy

Table 51.: Building Block 2 - Building Stronger Neighbourhoods

3. POLICY AND GUIDANCE		
3.1 COMMUNITY SAFETY LENS		
ACTION TWELVE	Progress	Next steps
Develop a Community Safety Lens	Current policies not written from a safety perspective	All policies must be developed with a safety lens
3.2 OFFICIAL COMMUNITY PLANS		
ACTION THIRTEEN	Progress	Next Steps
Ensure all Community Plans and related by-laws contain goals, objectives and policies to support community safety	Current plans do not have a specific focus to support community safety and that the By-Law enforcement must be implemented more strategically and in cooperation with all other stakeholders including the Communities	Streamlining of all efforts to contribute to the better implementation of policies. Coordinate engagements between stakeholders to ensure that alignment of efforts takes place

3. POLICY AND GUIDANCE		
	By Laws mostly enforced in Worcester and to lesser extend in the other towns	All towns must benefit from By Laws being developed in Worcester. By Law Enforcement must take place in all towns and not only Worcester
		Plans must be clear, direct and all inclusive
3.3 INTEGRATING SAFETY WITH SOCIAL DEVELOPMENT		
ACTION FOURTEEN	Progress	Next Steps
Increase awareness of linkages between promoting safety and social development	SAPS, FIRE Department and Department of Social Development does have current awareness programmes in all towns at schools and creches but there will always be a need for more education on substance abuse, crime prevention and fire and life safety programmes	Other community structures must come onboard to broaden these programmes. Teachers can be used to do these awareness programmes. First respondents must be trained in all communities Ward-based neighbourhood watches must be established and work with the local CPF and SAPS offices
		Local government must play a bigger role to coordinate all programmes via the operations of the Community Safety Forum. Ward Committees must be used aid in becoming first respondents, first aiders etc.
3.4 EMERGENCY SERVICES AND PLANNING		
ACTION FIFTEEN	Progress	Next Steps
Review emergency policies in consideration of the increased vulnerability of women, seniors and people with disabilities during times of disaster	Current services are not sufficient in all towns Limited staff and resources contribute to the fact that not everybody can be helped as and when required	Provide first aid training to Ward Committees and Ward Councillors, all teachers and every other interested person Create better accessibility for all disabled persons for emergency services Disaster Management plan must become public information to ensure committees knows what to do during disasters

3. POLICY AND GUIDANCE

	Fire Department can provide first aid training to everyone interested	Planning in this regard must consider all relevant aspects to ensure that emergency vehicles can reach people when called out
--	---	---

Table 52.: Building Block 3 - Policy and Guidance

4. COORDINATED ACTIONS

4.1 REGIONAL SAFETY ADVISORY COMMITTEE

ACTION SIXTEEN	Progress	Next Steps
Assess progress and terms of reference of the Community Safety Advisory Committee to determine an appropriate mandate, structure and partnership framework for the current term and beyond	None	Establish such a forum – region safety advisory committee. Co-opt people from all relevant stakeholders (department of education: safe schools, SAPS, Agriculture: upcoming farms how do you safeguard your things) doing part of establishment

4.2 PUBLIC EDUCATION / TRAINING

ACTION SEVENTEEN	Progress	Next Steps
Establish central information links	Chrysalis academy – quarterly based	Crime prevention programme
		Public Awareness programme for the youth, holiday programmes , Anti-doping programme ,substance abuse, youth sport programmes etc. rugby on Saturdays using schools or children in wards to address school dropouts, FAMSA for parental skills ,agriculture can provide training to establish vegetable gardens ,cleaning projects in areas to establish employment(Avian Park seen as a risk)
ACTION EIGHTEEN	Progress	Next Steps
Provide regular education and training for staff and elected officials on safer community planning, and as part of orientation	Establish victim support system, safe house for women and children, getting drug testers equipment for parents to test children at home (safe schools), parenting skills	Train more members of the community, to get Department of Justice and Constitutional Development involved

4.3 PARTNERSHIPS AND FUNDING

ACTION NINETEEN	Progress	Next Steps
-----------------	----------	------------

4. COORDINATED ACTIONS		
Continue to develop and establish collaboration and partnerships across all sectors	To allocate funding to employ a project lead to keep the program ongoing	To avail funding from the municipality or any other department, to register community safety forum as an organization to generate funding for programmes
	Person should then be involved in organizing programs, register community safety forum as an organization to generate funding for such programmes. Involving churches with youth programme	
ACTION TWENTY	Progress	Next Steps
Develop community grants programme and guidelines	Establishment of youth café in in progress	Liaise with DSD provincial office to finalize the project
		Appoint a service provider to operate the youth café and serve the entire municipal area

Table 53.: Building Block 4 - Coordinated Actions

Five-year Strategic Framework

The actions listed in the section above, served as point of departure towards the formulation of the five-year strategic framework, as depicted below:

No	Recommendations / Activities	Goals	Year 1 – 20/21	Year 2 – 21/22	Year 3 – 22/23	Year 4 – 23/24	Year 5 – 24/25
1	Re-establish the CSF in the Breede Valley municipal area	To develop links between the stakeholders, government, non – governmental and civil society institutions and the Breede Valley municipality	Appointment of an Official, to coordinate the CSF in the Breede Valley municipal area. Conduct an Annual Community Safety Summit	Dedicated official allocated to develop and operationalize links with safety partners. Liaise with stakeholders from various areas. Evaluate the programme/safety plan	Strengthen and support the functions of the committees in each local area. Evaluate the impact of the programme and policies that deal with Community Safety	Evaluation of work completed, and necessary adjustments made. Community Safety representatives take on more responsibility	Representation on Community Safety Forum re-evaluated and new processes developed
2	Community Safety Forum, policy and strategy development	To set up effective, well-represented Safety Forum that review and develop policy, a local government strategy, and a consistent	Participants and stakeholders identified, CSF to be setup and policy/strategy to be developed.	Policy and strategy development. Identify Specific problems and challenges.	Strategy for local government finalized, policy in place and accepted. Committee starts addressing real problems.	Committee continues its work on specific problems and strategy development continues.	Evaluation of effectiveness of the CSF and strategy. Decision taken on continuation, dissolving or

No	Recommendations / Activities	Goals	Year 1 – 20/21	Year 2 – 21/22	Year 3 – 22/23	Year 4 – 23/24	Year 5 – 24/25
		approach and facilitate approved actions.	Budget requests to be submitted	Initiate Programmes			adaptation of committee, problems taken on and strategy finalized. Plan drawn up for next five years.
3	Introduction of Appropriate by-laws and alternatives	To identify and promulgate appropriate by-laws that is consistent with local government strategies	Identify By-laws and proposed by-laws dealing or affecting community safety, to be evaluated by committee and make recommendations	Proposed amendments and new by-laws drawn up and presented for promulgation. Appropriate alternatives continue to be developed	Appropriate alternatives continue to be developed, training and new by-laws evaluated for impact	Evaluation of impact implementation of new by-laws and adjustments made to alternatives and by-laws if necessary	Process continues
4	Encourage strategy development	To facilitate the continued research and development of local government strategy for Community Safety	Conduct Strategy needs identification, research proposed and budget allocation	Research undertaken and referred to committee for decision-making and implementation	Evaluation of local government strategy impact, further development if necessary	Evaluation and further development if necessary	Evaluation and further development if necessary
5	Awareness and education of public	To co-ordinate and facilitate an awareness campaign and to educate the public on the Community Safety phenomenon	Identify Issues for awareness campaign and education. Draw up proposal and submit for approval, budget allocated	Launch of awareness and education campaign. Evaluation of project, further recommendations and development if necessary	Evaluation, development and continuation of campaign if necessary and successful	Awareness and education to continues	Review awareness programme for the next 5 years
6	Lobby Provincial and National Government	To lobby Provincial and National Government to provide funding and support for chosen local government strategy	No action	Lobby task teams to be established, lobbying criteria to be drawn up	Lobbying begins in earnest, funds received allocated to accredited services, evaluation	Lobbying continues and evaluation and allocation of funds undertaken	Lobbying continues and evaluation and allocation of funds undertaken

No	Recommendations / Activities	Goals	Year 1 – 20/21	Year 2 – 21/22	Year 3 – 22/23	Year 4 – 23/24	Year 5 – 24/25
7	Develop a multi-departmental and disciplined approach	To develop and set up in-house task teams so that a multi-departmental and multi-disciplinary approach to street people is developed	Relevant departments must be identified and lobbied to join in-house task team. Budget allocations must be made	Task team sets out clear way forward and identifies problems to be dealt with. Actions initiated. Evaluation	Task team continues. Evaluation	Task team continues. Evaluation	Task team continues. Evaluation
8	Develop business, NGO and local government links and partnerships	To encourage the establishment of partnerships between service providers, business, other stakeholders and local government	Core group of active NGO's and business established to identify other possible role-players and possible strategies requiring partnerships	Launch a pilot project. Partnerships must be promoted through media. Evaluation to take place	Partnership goes independent of local government, new partnerships of programmes developed. Evaluation	Process continues	Process continues
9	Encourage community interaction and ownership	To facilitate community interaction and ownership of the local government strategy	No action – Action pending on the Summit outcomes	Active committee draws up proposal for encouraging community interaction and ownership. Public launch. Budget allocation made	Task team established out of public meeting starts working. Evaluation	Task team launches pilot project for the community having direct involvement. Results evaluated	Pilot project formalized, publicized and other initiatives encouraged
10	Promote effective law enforcement	To encourage and train law enforcement departments within local government towards effective and appropriate action and behaviour towards community safety by-law enforcement	Task team set up, problem areas identified, strategies and training set up. Budget allocations made	Training and Evaluation	Workshops held with law enforcement and safety representatives to work out problems and a way forward. Evaluation	Process continues and monitored. Problems referred to committee for further action or new strategies	Process continues. Evaluation. Problems referred to committee for further action or new strategies

Table 54.: CSF Five-Year Strategic Framework

PROGRAMME 6.1 (C): PROMOTING SOCIAL UPLIFTMENT THROUGH THE USE OF LIBRARIES

The table below indicates the number of libraries and community/mini libraries within the municipal service area. A community/mini library is a project developed to render a library/information service in the more rural areas/communities. Needs for community library projects are identified by rural communities and become a joint venture between the Provincial Library Service, local municipalities and members of the rural community. A community/mini library was opened in Overhex community hall (June 2014) and the library service is since applying for funding on an annual basis to establish a proper modular library. A modular library was established on the Slanghoek Primary School grounds by end of June 2015 and was officially opened on 7 December 2015. A new library was officially opened on 22 July 2016 in Avian Park and is the latest addition to our library service. Due to financial constraints, no new service points will be funded by the Provincial Library Service during 2022/2023.

Town	Libraries	Community/Mini Libraries (Rural Areas)
Rawsonville	1	2
Worcester	4	1 (Under supervision of Esselen Library)
De Doorns	1	2
Touwsrivier	2	0
Total	8	5

Table 55.: Library Services

Regular meetings are held with officials from DCAS Library Services to discuss needs and give feedback on requests with regards to conditional grant funding. A draft business plan for conditional grant funding, including a wish list for capital projects earmarked for 2022/2023, was submitted to the Provincial Library Service in November 2021. The requests in the business plan were incorporated in the submissions relating to the 2022/2023 municipal budget process. The final conditional grant allocation for 2022/2023 was received from the Provincial Library Services in December 2021. As stipulated in the funding allocation letter pertaining to the 2021/2022 financial year, an amount of R 10 657 000 has been allocated as contribution towards operational expenditure (salaries). In addition, an amount of R 100 000 has been allocated as contribution towards capital expenditure and an amount of R 30 000 has been allocated towards the procurement of COVID-19 related material. The complete allocation thus amounts to R 10 787 000.

PROGRAMME 6.1 (D): PROMOTING SOCIAL UPLIFTMENT THROUGH PARKS AND SPORT

The municipality maintains public parks in all four towns within its service area, with the square metres totalling 633 000 m², the equivalent of 126 rugby fields.

Town	Area to be maintained m ²
Rawsonville	50 000 m ²
Worcester	473 000 m ²

Town	Area to be maintained m ²
De Doorns	50 000 m ²
Touwsrivier	60 000 m ²
Total	633 000 m²

Table 56.: Square Metres of Parks Maintained

The municipality maintains sport fields in three of the four towns within its service area, with the square metres totalling 469 000 m². The current sport fields in De Doorns are not operational and the infrastructure is depleted.

Town	Area to be maintained m ²	Future developments / extensions	New Estimated costs
Rawsonville	30 000 m ²	10 000 m ²	R 1,000,000
Worcester	369 000 m ²	20 000 m ²	R 2,000,000
De Doorns	0 m ²	20 000 m ²	R 2,000,000
Touwsrivier	70 000 m ²	20 000 m ²	R2,000,000
Total	469 000 m²	70 000 m²	R7,000,000

Table 57.: Square Metres of Sports Fields Maintained, Future Developments and Costs

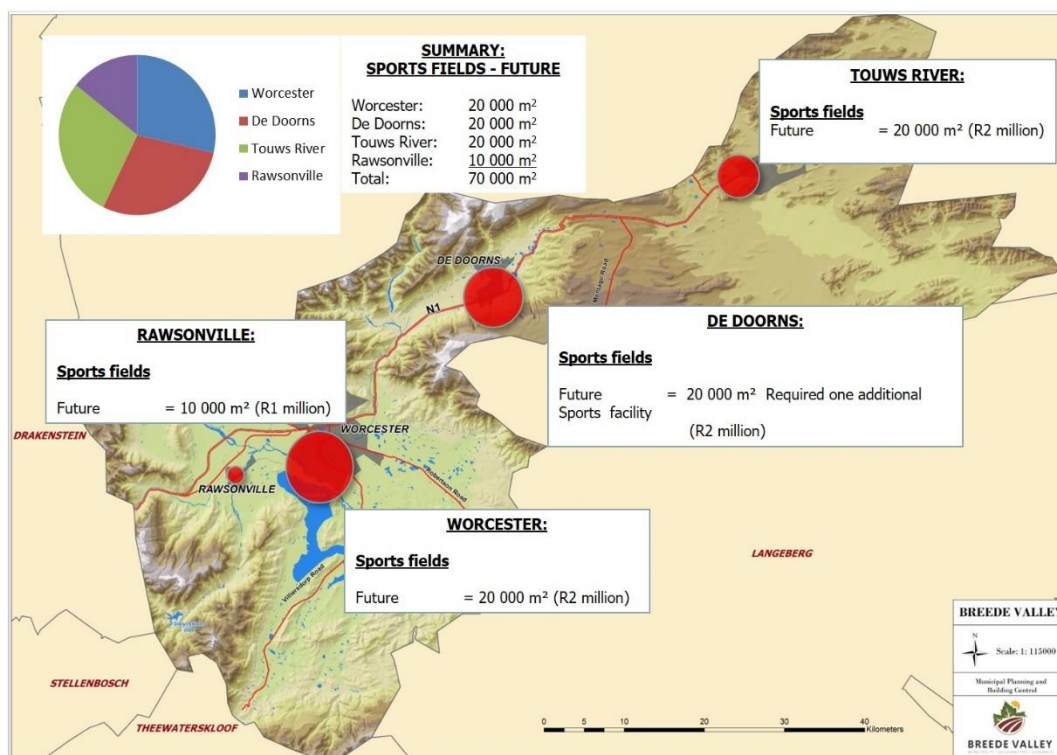


Figure 54.: Sport fields - Future Needs

The table below depicts the 2021/22 budget allocated to projects relating to sport & recreational facilities that will be funded internally. It should be noted that ongoing projects, stemming from the previous financial year(s), may be implemented within the 21/22 financial year, over-and-above those listed below (subject to relevant approval and applicable budget transfers).

Description	Finance Source	2021/22		2022/23		2023/24	
		Budget	Comment	Budget	Comment	Budget	Comment
Swimming Bath: De La Bat - 5118							
Upgrade of filters and pump	CRR (3.0)	600 000	Completed in 2019/20.	0		0	
Entrance gate and Ticket booth	CRR (3.0)	300 000	Completed in 2019/20.	0		0	
Swimming Bath: Grey Street - 5121							
Upgrade of basket rooms	CRR (3.0)	400 000	Completed in 2019/20.	0		0	
Swimming Pool: Zwelethemba - 5125							
Zwelethemba - New Swimming Pool (Engineering Services)	CRR (3.0)	15 000 000	In process. Anticipated completion date – 31 December 2021. The ongoing Covid-19 pandemic may have an adverse impact on the anticipated completion timeline.	0		0	
Swimming Pool: De Doorns							
New Swimming Pool (Engineering Services)	CRR (3.0)	0	Project will be considered after completion of the Zwelethemba swimming pool. Intended implementation scope may be influenced due to Covid-19.	500 000		15 000 000	
SPORT: Boland Park - 5130							
Replacement of fence perimeter	CRR (3.0)	0		6 000 000		0	
SPORT: Esselen Park							

Description	Finance Source	2021/22		2022/23		2023/24	
		Budget	Comment	Budget	Comment	Budget	Comment
Replacement of fence perimeter	CRR (3.0)	6 000 000		0		0	
<u>SPORT: Zwelethemba</u>							
Replacement of perimeter fence	CRR (3.0)	0		0		6 000 000	
<u>SPORT: Steenvliet</u>							
Machinery and Equipment	CRR (3.0)	100 000		0		0	
<u>SPORT: De Doorns West - 5145</u>							
Sit-on cricket pitch roller	CRR (3.0)	90 000	Completed in 2019/20.				

Table 58.: Sport & Recreational Facilities - Internally Funded

The table below depicts the portfolio of sport and recreational projects currently funded by the 5% MIG requirement, as well as the status thereof. Due to complexities in the process of approving / implementing sport infrastructure / facilities through MIG, coupled with the subsequent risks posed of under expending on the MIG portfolio (which could adversely impact the municipality's future MIG allocations), a decision was taken to exclude sport infrastructure / facilities from future MIG funding portfolios (i.e. 2020/21 and onwards).

Description	Finance Source	Project Status
SPORT: BOLAND PARK - 5130		
Upgrade Tennis court	MIG	Completed in 2018/19
Upgrade Cricket nets	MIG	Completed in 2018/19
SPORT: RAWSONVILLE - 5135		
Upgrade Soccer field	MIG	Completed in 2017/18
SPORT: STEENVLIET		
Upgrade Cricket Field	MIG	Completed in 2017/18
SPORT: ESSELEN PARK		
Upgrade Cricket nets	MIG	Completed in 2017/18
Upgrade Netball courts	MIG	Completed in 2017/18
SPORT: DE DOORNS WEST - 5145		
Upgrade of Sport Facilities	MIG	Completed in 2017/18
SWIMMING BATH: DE LA BAT - 5118		
De la Bat fence	MIG	Currently unfunded.
DE WET SPORTSGROUND		
De Wet Spectator Fence	MIG	Currently unfunded.

Description	Finance Source	Project Status
SPORT: RAWSONVILLE - 5135		
Rawsonville Soccer Field	MIG	Currently unfunded.

Table 59.: Status of Sport & Recreational Facilities – MIG Funded

PROGRAMME 6.1 (E): MUNICIPAL COURT

Council gave approval for the establishment of a Municipal (Additional) Court for the Breede Valley Magisterial District during 2016. The establishment of the court have great advantages for the municipality which includes:

- More traffic fines can be collected and finalised
- Court dates will be available
- By-laws of the municipality can be enforced and offenders brought before the court
- More law and order and dealing effectively with lawlessness

The principle/goal of the Municipal Court has a direct link with the vision of the Breede Valley Municipality. The Municipal Court, through effective and efficient prosecuting of transgressors of traffic offences, by-laws, national building regulations and others, can fulfil the ultimate goal to empower the Breede Valley community to prosper in a safe and healthy environment.

The Municipal Court commenced with operations during July 2021. The Department of Justice appointed a Magistrate designated for the Municipal Court on 1 October 2021.

The Municipal Court is fully operational and is sitting on a full-time basis.

Municipal Court list of activities to be addressed for the next five years include the following:

GAP need identified	Objective	Actions	Timeframe	Budget	Source
Employing of staff (Interpreter)	To interpret at court on a daily basis	Amend organigram and budget for the vacancy	2023	R310 872	Business Plan
Access to court	Periodical court in Touwsrivier, De Doorns and Rawsonville	All relevant court staff to travel to the towns and perform functions	2023		Business Plan
Court sound equipment	Enabling the court to record and store all proceedings	Budget and procure recording device	2023	R250 000	Business Plan

GAP need identified	Objective	Actions	Timeframe	Budget	Source
Holding cells	To keep accused in custody	Budget for and construct cells	2023	R50 000	Business Plan
All departments to interact with Municipal court	All departments to forward transgressions to the Municipal Court	Information sessions and training with departments	2023	N/A	Business Plan

Table 60.: Municipal Court Five Year List of Activities

PROGRAMME 6.1 (F): TRAFFIC MANAGEMENT

The municipality handles motor registrations and licensing on an agency basis for the WCG. Stringent legislative requirements (time limitations) have to be followed. These time constraints sometimes have a negative impact on service delivery. Driver's licences are also issued on an agency basis and testing consists of a yard test (parking) and a road test (practical driving). Stringent legislative requirements (time limitations) also impede negatively on service delivery. The renewal of driver's licence cards has an impact on service delivery as the public has to wait in queues for an eye test. Law enforcement strategies were increased to address all type of offences. We have experienced a decrease in the number of fatalities due to increased law enforcement on moving violations. Speed over distance was also introduced on the N1 between Touwsrivier and Laingsburg.

PROGRAMME 6.1 (G): MUNICIPAL BY-LAW ENFORCEMENT

The municipality established a Law Enforcement section during the 2015/16 financial year. A Superintendent and eight Law Enforcement officers were appointed to enforce the By-law of the municipality. The following values were adopted by the section: Respect the law at all times; Remain within the bounds of the law and never place oneself above it; Treat all members of the community with dignity and respect; Refrain from corruption, nepotism, disloyalty and dishonesty; Be people-oriented (Batho Pele principles).

The section is responsible for the following:

- Investigation of complaints
- Issuing warnings
- Compliance notices
- Fines
- Confiscation of items
- Liaison with the community
- Education and awareness of the public

The section is faced with the challenges of illegal land invasion, homeless people, vagrants and gangsters, crimes by children, stray animals and a pound to deal with stray animals. In order for the municipality to do effective by-law enforcement, it needs to build on capacity in this section over the next five years.

PROGRAMME 6.1 (H): DISASTER MANAGEMENT

The Breede Valley Integrated Municipal Disaster Risk Management Framework provides the institutional scope of how the municipality will organise itself to deal with disaster risk preparedness planning, risk reduction and response and relief responsibilities with clearly defined elements and is considered as the ‘parent’ document.

Amendments to the Disaster Management Act as published in the Disaster Management Amendment Act on 15 December 2015 (effective 1 May 2016) and specifically to Section 53 requires municipalities to provide capacity to prepare disaster management plans and perform the required tasks as set out in subsections (a) to (h) for its area according to the circumstances prevailing in the area and within the ambit of its municipal disaster management framework.

Section 53(2) (a) of the Act specifies that the disaster management plan for a municipality must form an integral part of the municipality’s Integrated Development Plan (IDP). Section 26(g) of the Local Government: Municipal Systems Act, 2000 lists “applicable disaster management plans” as core components of an IDP. It is clear that to be compliant with the new amendments and to perform the required tasks, provision needs to be made to fund the current vacant Disaster Management position and support staff.

Glossary of terms

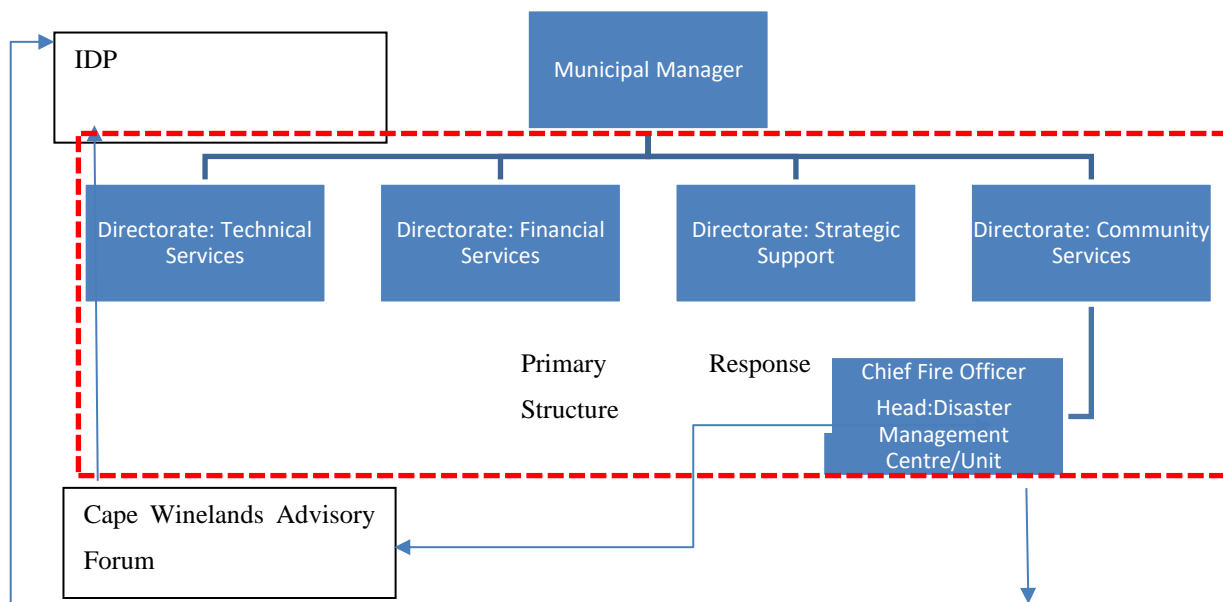
- BVM – refers to the Breede Valley Municipality, its Council and includes any municipal entity or contracted external agent acting on behalf of the municipality.
- Damage Assessment – An appraisal or determination of the effects of a disaster on human, physical, economic and natural resources.
- Disaster Management Amendment Act – As published in the Government Gazette on 15 December 2015 No. 39520.
- Emergency – A sudden state of danger affecting the functioning of the municipality and the safety and integrity of its communities that requires immediate action and response.

- Enabling Authority – The Head of the Emergency Operations and Disaster Management Centre.
- EOC – refers to the Emergency Operations Centre which is a standing facility in the Fire Department that is designated for the management and coordination of major incidents and disaster emergencies as well as major events. It provides for the centralised location of the five functional sections of the incident management team: command, operations, planning, logistics and finance.
- ESF – refers to emergency support functions that are allocated in recognition that resources needed to manage an emergency are likely to be complicated and transverse departments or agencies.
- Impact Analysis – A management level analysis that identifies the impacts of losing resources that are integral to the BVM functioning and purpose. The analysis measures the effects of resource loss and escalating losses over time in order to provide the BVM with reliable data upon which informed decisions can be made on hazard mitigation and continuity planning.
- Incident Management System – The combination of facilities, equipment, personnel, procedures, and communications operating within a common organisational structure with the responsibility for the management of assigned resources to effectively accomplish stated objectives pertaining to an incident.
- Integrated Disaster Risk Management Framework – A programme that implements the mission, vision and strategic goals and objectives as well as the management framework for the municipality.
- Mitigation – Activities taken to eliminate or reduce the degree of risk to life, property, or health from hazards, either prior, during or after a defined emergency.
- Mutual Aid Agreement – A pre-arranged agreement developed between other institutions, agencies or organisations that will enable easier facilitation of incidents by ensuring readily accessible assistance and support.
- Statutory functionary – Means a person performing a function assigned to that person by national, provincial or municipal legislation (Act 57 of 2002).
- Calculating Disaster Risk
Avoiding or Reducing “Hazards” vs Reducing “Vulnerability”

Risk = Hazard x Vulnerability

Increasing capacity

The National/Provincial/District Disaster Management Frameworks (KPA 1), requires the establishment of institutional and corporate arrangements for a disaster management structure within the municipality’s Disaster Management Plan. The Disaster Management Unit has to effectively coordinate the required collective input of the municipality, external stakeholders and citizens.



Disaster Management Advisory Forum

The BVM has not established a Disaster Management Advisory Forum as it forms part and provide input at the Cape Winelands District Municipalities Advisory Forum. Quarterly meetings are called by the Cape Winelands District Municipality.

Municipal Disaster Management Framework

The Breede Valley Municipal Council resolution EX 8/2012 gives effect to the Breede Valley Integrated Disaster Risk Management Framework and Disaster Management Plan. A complete ward-based risk assessment (WBRA) has been conducted during 2017. The WBRA plan was approved by the CWDM during 2019. This plan is being used as the basis for the Disaster Risk Management Plan for 2020 – 2022 (to be reviewed for the 2022 – 2027 IDP cycle).

Disaster Management Centre

The BVM has established a Disaster Emergency Management Centre and is to maintain a fully staffed and resourced Disaster/Emergency Management Centre. The Chief Fire Officer is appointed as the head of the centre. An alternative facility, serving a similar purpose, has been identified as the Cape Winelands District Disaster Management Centre.

The Disaster Emergency Management Centre of the BVM will circulate forms on an annual basis requesting role-players to indicate their nodal points for disaster management. The forms shall provide space for indicating the department, position and full contact details (also after hours) of the nodal point and at least one alternate contact person.

Requirements for efficient Operations Centre: Integrated digital radio system; Response capacity; Integrated Information Technology Systems.

Risk Assessment

Risk	Directorate: Community Services	Directorate: Strategic Support Services	Directorate: Financial Services	Directorate: Engineering and Public Services
Flooding	X		X	X
Stagnant standing water causing health risk			X	X
Illegal dumping – health risk	X	X		X
Gangsterism and crime	X			
Electricity interruptions – business continuity	X	X	X	X
Transportation of dangerous goods	X	X		
Poor sanitation				X
Illegal land invasion	X	X		
Rubbish removal				X
Illegal electrical connections		X		X
Informal structures increasing fire risk	X	X		
Outbreak of human disease	X	X	X	X

Table 61.: Risk and Vulnerability Priority

A comprehensive hazard, risk and vulnerability assessment (HRAVA) commenced in January 2017 inclusive of all 21 wards in the Breede Valley municipal area. This was accomplished through an agreement with Cape Winelands Disaster Management Centre who provided a specialist dedicated to completing a ward-based risk assessment. The completed assessment has been received.

Identified Priority risks

Risk	Description
Covid-19 Pandemic	<p>The Covid-19 pandemic (declared a national disaster) has severely exacerbated socio-economic realities within the country. In addition, it has resulted in a significant loss of life, adversely impacted mental health and wellbeing, and created the perfect circumstance for a humanitarian crisis. A year has passed since the first positive case in South Africa, however, the Country experienced a major second wave of infections with subsequent waves predicted. Vaccine roll-out programs have been planned and, although slow, are being implemented systematically. On this premise, it is evident that the risk of Covid-19 will remain, at least until a point where 67% of the population has been vaccinated in order to promote herd immunity (as per the National Department of Health).</p> <p>Until this point, the following risks are anticipated to remain prevalent as a result of the pandemic:</p> <ul style="list-style-type: none"> • Greater Humanitarian Crisis (particularly in harder lockdowns); • The potential for panic/fear; • Covid-19 “fatigue” (i.e. non-adherence to health and safety rules and regulations which in turn promotes a greater risk of transmissions); • Impact of any other potential disaster (floods/ fires/ drought/ xenophobia);

Risk	Description
	<ul style="list-style-type: none"> • Water and food security; • Informal settlement exposure; • Public disorder/crime; • Socio-economic circumstances – a unique South African context; • At risk population, such as those with HIV/Immune deficiencies, the elderly and underlying illnesses. • Poverty impacts; • Seasonal flu – winter season; • Public transport hubs <p>A combined effort between stakeholders on all the fronts of the society were implemented through the BVM local Joint Operations Centre which includes but are not limited to:</p> <ul style="list-style-type: none"> • BVM Disaster Management • Dept of Health • CWDM Disaster Management • CWDM Environmental health • SAPS • Dept of Correctional Services • Dept of Education • Dept of Labour • Dept of Social Development • BVM Directorates and Departments <p>The response was extensive and included but is not limited to:</p> <ul style="list-style-type: none"> • Homeless accommodation during lockdown; • Securing food for the homeless and schools (in collaboration with government departments and civil organisations); • Water delivery to tanks in informal areas; • Law enforcement on wearing of masks, curfew times, funerals etc.; • Management of quarantine and isolation sites; and • Accurate statistics of positive persons, hospital admissions and deaths
Crime	<p>Crime and crime related activities have been identified as a hazard affecting all wards within the Breede Valley municipal area. Criminal activities as identified by local South African Police Services (SAPS) as well as members of the community includes but is not limited to:</p> <ul style="list-style-type: none"> • Drugs and substance abuse • Assault • Domestic Violence • Murder • Robberies and theft • Residential break-ins • Child molestation <p>When comparing the Breede Valley Criminal statistics to that of the other local municipalities within the Cape Winelands District Municipality, the incidence of murders, residential burglaries and drug related crimes are below the district</p>

Risk	Description
	averages. However, sexual offences and driving under the influence of alcohol or drugs are above the district averages.
Drug abuse	A lack of employment opportunities, a shortage of recreational facilities and poverty has been highlighted by the community members to be some of the pushing factors resulting in youth partaking in drug related activities and crimes. An increase in drug abuse amongst the youth has been worrisome for members of the community residing within the Breede Valley Municipal area.
Domestic solid waste pollution	<p>Illegal dumping of household solid waste as well as construction rubble has been highlighted as a major problem across most of the wards. Dumping can take on several forms such as:</p> <ul style="list-style-type: none"> • The overfilling of skips/containers located within the residential areas. A lack of continuous refuse collection causes the surrounding areas to be filled with waste. This is due to dumping taking place outside of the skips as well as the strong winds that are regularly experienced which causes the waste to blow from the skips into gutters/ditches/backyards. • Open areas/fields have become hotspots for dumping household waste and building rubble, especially for households who produces more waste than the capacity of the black refuse removal bins. • Storm water drainage systems are also filled with household waste due to illegal dumping occurring within the system.
Animals	<p>Farm animals are a regular feature in most informal settlements. In most cases, owners either allow them to graze in grassy areas or cut grass to feed for their animals. However, some animals such as cows, goats and pigs often roam freely between residential structures. This situation creates a number of risks for both human and animal health.</p> <p>Breede Valley comprises of several informal settlements all of which are spread across the municipal area. Various concerns have been raised relating to animals and their presence within communities.</p> <p>Livestock can cause severe land degradation and damage if the livestock and grazing areas are not managed or monitored correctly. Residential and urban green spaces were not designed for the holding and grazing of livestock, and the green areas are often not big enough for the number of livestock grazing on them. Overgrazing can thus lead to the disruption and destruction of natural ecosystems.</p> <p>Outbreaks of Avian Flu and Classical Swine fever further highlight the need to have control over livestock in urban areas (Department of Agriculture, No Date). An outbreak of European Swine Fever occurred in the Hex River Valley and Zweekethemba in 2005. This caused a 14-day road block and quarantine period. This also led to the loss of 3500 animals.</p>
Domestic water waste pollution	<p>Domestic waste water consists of black water (excreta, urine and faecal sludge) as well as greywater (kitchen and bathing waste water). The mix and composition of the waste water will depend on the water supply, sanitation facilities available, water use practices and social norms. (UN – Water No date).</p> <p>Domestic waste water pollution affects the environmental health of a community. Environmental health refers to the health of the everyday environment in which people live. This is ultimately affected by how people live, eat, wash and go to the</p>

Risk	Description
	<p>toilet, i.e. produce and dispose of wastewater (Disaster Mitigation for Sustainable Livelihood, 2008).</p> <p>The factors that increase community's vulnerability to these environmental health risks include:</p> <ul style="list-style-type: none"> • Inadequate sanitation facilities and maintenance of such facilities • Inadequate knowledge amongst communities of how to utilise and maintain the sanitation facilities (Disaster Mitigation for Sustainable Livelihood, 2008) • Individual and/or group behaviour that foster unsanitary practices, littering and neglect of infrastructure (Disaster Mitigation for Sustainable Livelihood, 2008) • Overburdened and blocked sewerage systems (Disaster Mitigation for Sustainable Livelihood, 2008) • Deterioration of sewerage pipes due to aging infrastructure and poor maintenance (Duncan, 2004) • Improper disposal of wastewater by households (Duncan, 2004).
Traffic accidents	<p>Numerous traffic accidents occur within the Breede Valley Municipal area annually. A number of these accidents have led to serious injuries or loss of life. According to the local traffic officials, these accidents largely occur due to:</p> <ul style="list-style-type: none"> • Not adhering to the local speed limits • Reckless driving • Overtaking vehicles on blind corners • Fatigue after long distances have been covered <p>A point of concern raised by both officials and members of the community included the N1 highway. Various heavy vehicle accidents have occurred between Worcester and Touwsrivier and has led to high fatalities and road closures.</p>
Localised flooding	<p>Localised flooding due to blocked storm water drains and canals was identified in several wards. A lack of storm water infrastructure in certain wards has also contributed to localised flooding.</p> <p>Other causes of localised flooding include illegal dumping and littering within the storm water systems.</p>
Pests	<p>A concern raised by the members of the community is the more frequent and greater infestations that have been experienced in previous years. Breede Valley Municipality has moved away from the regular preventative pest controlling operations, towards once-off reactive control measures. This may be as a result of growing economic pressures on government departments and local budgets.</p>
Human disease	<p>Tuberculosis (TB) and HIV/Aids were identified as being the top diseases affecting the general health of the community. The Western Cape Mortality Profile for 2013 has confirmed these assumptions.</p> <p>HIV/Aids ranked number 1 with 13.8% as the leading cause of premature mortality within Breede Valley and TB with 9.2% ranked 2nd.</p>

Risk	Description
	The region has a counted population of 166 825 (inclusive of the informal settlements). With a total of 17 health care facilities, there is one healthcare facility for every 9813 people. This severely affects the effective operations at the healthcare facilities.
Gangsterism	Gangsterism is one of the biggest concerns in the Western Cape as stated by the Provincial Policing needs and Priorities Report (PNP Report) for the Western Cape 2016-2017 (Department of Community Safety, 2017). The frequency of gang related activity within the Breede Valley Municipal area has been highlighted as a major concern by members of the community in certain areas, specifically Avian Park situated adjacent to the R43.
Alcohol Abuse	<p>Alcohol abuse is known as the excessive use of alcohol, either at specific social events or on a daily basis. It implies that individuals have dangerous and unhealthy drinking habits which can be harmful to the individual himself, or to his/her direct family and community.</p> <p>Foetal Alcohol Syndrome, commonly known as FAS, is a consequence of excessive alcohol consumption during a pregnancy term. According to a study done by De Vries and Green (Stellenbosch University, 2013) the highest recorded prevalence rates of FAS in the world have been reported in South Africa. This is alarming, especially in a municipal area where wine production is one of the main economic contributions.</p>
Riverine flooding	Riverine flooding occurs when water levels rise over the top of river banks due to excessive rain. Water then overflows its normal channels such as streams and storm water drains. The Breede Valley Municipality has experienced several flooding events over the past few years, varying in magnitude and damage caused.

Risk Reduction

To date the Breede Valley Municipality has instituted the following disaster management requirements:

- Formulated a 2020 - 2022 Disaster Risk Management Framework and Plan (linked to applicable sectoral plans as far practically possible) respectively, which will be referred to Council for approval by April / May 2020;
- Established a Disaster and Emergency Management Centre with the Chief: Fire Rescue and Disaster Management as the Head of Centre both in terms of job function and DRM Framework. The responsibilities of proper cross functional coordination, focused advocacy of disaster management as well as leadership functions is assigned to the Chief: Fire Rescue and Disaster Management;
- Continued active membership with the District Disaster Management Advisory Forum since its inception;
- Initiated Emergency Support Functions as part of its DRM Plan since 2012; and
- Initiated Ward-based Risk Assessments for all wards in the municipal area.
- Facilitated disaster risk management and CICP workshops and capacity building sessions for Technical Services managers.
- Business continuity planning [linked with Action Items 2; 6; 7; 8; 9; and 10 of the Disaster Management Plan]. A comprehensive business continuity planning (BCP) exercise was completed, with the objective of a roll out plan. This comprehensive exercise will involve thorough business impact analyses (BIA) and BCP by departments with the objectives of risk reduction; response and recovery, information management and communication.

Capacity shortfalls and funding needs for sustainability will be better understood and planned for, which will eventually result in better harmonisation of collective risk reduction and planning objectives.

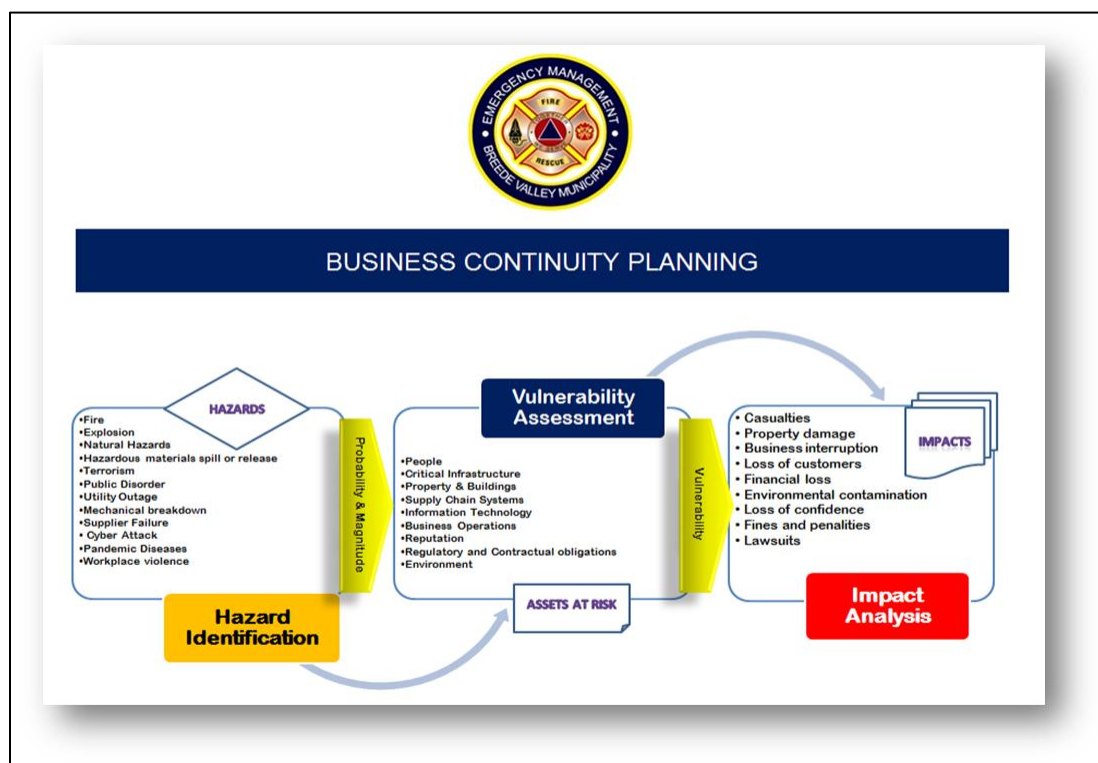



Figure 55.: Front Cover of BVM BCP Workbook

Critical Infrastructure Contingency Plan



Municipal Critical Infrastructure Specific Emergency Plan

BREDE VALLEY EMERGENCY OPERATIONS PLAN

LOSS OF MAIN WATER SUPPLY PIPELINE TO WORCESTER

1. Aim and Scope

The aim of this plan is to allow for a more coordinated response to an emergency arising from the loss of the Stettynskloof Water Supply Pipeline to Worcester as a result of severe weather.

Severe weather for purposes of this plan refers to heavy rains leading to floods that may as a result of abundant, fast on-set or long duration downpour that increases the risk of the water supply pipe line to the Worcester area being washed away at any section of the supply route.

The scope of this plan is to identify lead agencies and detail their responsibilities in the case of an emergency caused by severe weather.

This plan also details resource and emergency information requirements.

2. Authority and Maintenance

This Plan resides under the Breede Valley Disaster Risk Management Plan and is published as **Annex (leave blank)** to the Breede Valley Municipal Emergency Operations Response Plan.


The custodian of this plan shall be the Director: Technical Services, who shall be responsible for the review and update of the plan under the following conditions:-

- i. Annually
- ii. After every significant water supply disruption incident
- iii. After making significant modifications to the water supply system
- iv. According to the adequacy of the plan to cope with proposed developments (i.e. shopping centres, industrial parks, or subdivisions)
- v. After significant developments are completed

3. Description of Hazard and Risk

3.1 Characteristics of Hazard

A severe storm that results in heavy rains may impact the water supply from the Stettynskloof Dam to Worcester; and the ability of the Breede Valley Municipality to provide continuous and even safe water supply to the reservoirs that provide potable water supply to Worcester.



Characteristics of HAZARD	
Winter Hazards	Abundant, fast on-set or long duration rain
Summer Hazards	Extreme Heat
Year Round Hazards	Intense upper cut-off low pressure systems Windstorm - severe windstorms contain gusty winds of 90 kilometres per hour or greater.

3.2 Characteristics of Risk

Characteristics of RISK	
Winter Hazards	Wash away of section/s of water supply pipe line Debris influx into dam as a result of floods resulting Wash away of dam access road
Summer Hazards	Wildland fires along pipeline causing damage to pipe structures
Year Round Hazards	Intense upper cut-off low pressure systems that could lead to heavy falls depending on their structure throughout the atmosphere, movement and the availability of moisture in the low levels of the atmosphere Windstorm - severe windstorms that topple trees, electrical pylons onto a section or sections of pipeline causing breakage to pipe or pipe structures.

The chart below shows several possible impacts depending on the time of year.

	At Risk/Impact	Emergency Management Considerations
Winter Hazards	<ul style="list-style-type: none"> Worcester and all its suburbs Health Care facilities Large Plant Industry Stettynskloof Dam personnel and structures Water filtration systems Road infrastructure 	<ul style="list-style-type: none"> Water supply, distribution, and rationing Alternate water supply Evacuation, particularly of people residing/working in known flood-prone areas or damaged housing and vulnerable populations Debris clean up and disposal Need for portable filtration systems Need for generators and portable lighting Road clearing Search & Rescue
Summer Hazards	<ul style="list-style-type: none"> Worcester and all its suburbs Health Care facilities Large Plant Industry Stettynskloof Dam personnel and structures 	<ul style="list-style-type: none"> Controlled and back-burning Aerial firefighting
Year Round Hazards	<ul style="list-style-type: none"> Partial failure of some lifeline assets, including lost transport connections, water supply and power failure, and failed wastewater systems that requires temporary measures to provide 	<ul style="list-style-type: none"> Water supply, distribution, and rationing Weather Watch/ Weather Warning - Early Warning Systems Timely emergency information and/or direction to the public through the radio and electronic media (twitter, internet,

Page 2 of 13

Figure 56.: CICIP – Specific Emergency Plan

Partnerships with other government entities and public partnerships BVM, CWDM and SANTAM:

- Fire and Rescue Equipment
- Personal Protective Structural Firefighting Gear
- Smoke Alarms
- Close Circuit Security Cameras and monitoring

Problem / Opportunity Statement	<p>The town of Touwsrivier does not have adequate access to Fire and Rescue Services.</p> <p>The nearest Fire Station is in De Doorns, which is approximately 40 km away. Quick response to emergencies, are further hindered by the Hex Pass that is situated between De Doorns and Touwsrivier.</p> <p>A Community Risk Assessment was conducted by Disaster Risk Studies Honours students (Department of Geography & Environmental Studies - Stellenbosch University), and a report submitted.</p> <p>Preliminary reviews on the disaster history and risk profile of the town, coupled with media and associated reports, established that the Touwsrivier area is prone to several risks such as area flooding, fires, frequent traffic accidents on the national road outside the town, and outbreaks of social unrest.</p>
Objectives	<p>To establish adequate Emergency Response Capability (Fire and Rescue Services) in the town of Touwsrivier and beyond.</p> <p>Comprising of (but not limited to):</p> <ul style="list-style-type: none"> • A fast response to fire and emergencies; • A 24-hour emergency service within the town; and • A fire engine fully equipped to serve the area of the Breede Valley Municipality, particularly Touwsrivier.
Recommended Solutions	<p>Provision of Fire and Rescue related equipment to be used in the execution of the duties of the Fire Department.</p> <div data-bbox="337 1142 529 1289"> </div> <div data-bbox="643 1142 824 1289"> </div> <div data-bbox="927 1142 1133 1289"> </div> <div data-bbox="1230 1129 1484 1289"> </div>
Municipal Value	<p>Breede Valley Municipality engaged in partnership with the Cape Winelands District Municipality and SANTAM, through which approximately R450 000 has been recieved for firefighting and rescue equipment.</p>
Community Value	<p>A Fire, Rescue and Disaster Management presence and response within the Touwsrivier area.</p>



PROJECT REFERENCE	PROJECT DESCRIPTION	PRIMARY and SECONDARY STAKEHOLDERS	RISK RATING (High/Medium)	RISK REDUCTION [Prevention/Mitigation/ Preparedness Actions identified and/or taken]	DRM Comments
Rawsonville 72	31168: Rawsonville De Nova (72 services and 72 units) IRDP	BVM Dept Human Settlements BVM Civil Engineering Dept. WCG DHS Ward Councillor and Committee	High	Regular updates through Ward Committee Waiting list submitted to Province Regular updating with BVFD on social conflict status in area/ward.	Indicative RR actions deemed to be sufficient for planning phases. Continuous M&E by DRM and Project Owner of RR to be in place during actual project
Touwsrivier	3244: Touwsrivier Hopland (269 units) RP	BVM Dept Human Settlements BVM Civil Engineering Dept. WCG DHS Ward Councillor and Committee	Medium	Regular Updates through Ward Committee Steering committee meetings Regular updating with BVFD on social conflict status in area/ ward	Indicative RR actions deemed to be sufficient for planning phases. Continuous M&E by DRM and Project Owner of RR to be in place during actual project
Touwsrivier	3243: Touwsrivier (Land Acquisition) and (200 services and 200 units) IRDP	BVM Dept Human Settlements BVM Civil Engineering Dept. WCG DHS Ward Councillor and Committee	Medium	Regular updates through ward committee and Housing meetings Regular updating with BVFD on social conflict status in area/ward	Indicative RR actions deemed to be sufficient for planning phases Continuous M&E by DRM and Project Owner of RR to be in place during actual project
Worcester	3255: Worcester New Mandela Park (1800 services and 1800 units) IRDP	BVM Dept Human Settlements BVM Civil Engineering Dept. WCG DHS Ward Councillor and Committee	Medium	Regular updates through Ward Committee Steering committee meetings Regular updating with BVFD on social conflict status in area/ward	Indicative RR actions deemed to be sufficient for planning phases Continuous M&E by DRM and Project Owner of RR to be in place during actual project
Worcester	2104: Worcester Old Mandela	BVM Dept Human Settlements BVM Civil Engineering Dept.	High	Regular Updates through Ward Committee Steering committee meetings	Indicative RR actions deemed to be sufficient for planning phases

PROJECT REFERENCE	PROJECT DESCRIPTION	PRIMARY and SECONDARY STAKEHOLDERS	RISK RATING (High/Medium)	RISK REDUCTION [Prevention/Mitigation/ Preparedness Actions identified and/or taken]	DRM Comments
	Square (331 units) PHP	WCG DHS Ward Councillor and Committee		Regular updating with BVFD on social conflict status in area/ward	Continuous M&E by DRM and Project Owner of RR to be in place during actual project
Worcester	3252: Worcester Avian Park erf 11810 (200 services) IRDP	BVM Dept Human Settlements BVM Civil Engineering Dept. WCG DHS Ward Councillor and Committee	Medium	Regular updates through ward committee Steering committee meetings Regular updating with BVFD on social conflict status in area/ward	Indicative RR actions deemed to be sufficient for planning phases. Continuous M&E by DRM and Project Owner of RR to be in place during actual project
Worcester	3253: Worcester De La Bat Portion erf 1 (200 services) IRDP/FLISP	BVM Dept Human Settlements BVM Civil Engineering Dept. WCG DHS Ward Councillor and Committee	Medium	Regular updates through ward committee Steering committee meetings Regular updating with BVFD on social conflict status in area/ward	Indicative RR actions deemed to be sufficient for planning phases. Continuous M&E by DRM and Project Owner of RR to be in place during actual project
Worcester	3254: Worcester Transhex (400 services and 400 units) IRDP	BVM Dept Human Settlements BVM Civil Engineering Dept. WCG DHS Ward Councillor and Committee	Medium	Regular updates through ward committee Steering committee meetings Regular updating with BVFD on social conflict status in area/ward	Indicative RR actions deemed to be sufficient for planning phases. Continuous M&E by DRM and Project Owner of RR to be in place during actual project
De Doorns	3242: De Doorns Sunnyside Orchards (104 services & 104 units) IRDP	BVM Dept Human Settlements BVM Civil Engineering Dept. WCG DHS Ward Councillor and Committee	Medium	Regular updates through ward committee Steering committee meetings Regular updating with BVFD on social conflict status in area/ward	Indicative RR actions deemed to be sufficient for planning phases. Continuous M&E by DRM and Project Owner of RR to be in place during actual project

PROJECT REFERENCE	PROJECT DESCRIPTION	PRIMARY and SECONDARY STAKEHOLDERS	RISK RATING (High/Medium)	RISK REDUCTION [Prevention/Mitigation/Preparedness Actions identified and/or taken]	DRM Comments
De Doorns	2027: De Doorns (1400 services and 1400 units) IRDP	BVM Dept Human Settlements BVM Civil Engineering Dept. WCG DHS Ward Councillor and Committee	Medium	Regular updates through ward committee Steering committee meetings Regular updating with BVFD on social conflict status in area/ward	Indicative RR actions deemed to be sufficient for planning phases. Continuous M&E by DRM and Project Owner of RR to be in place during actual project
De Doorns	1056: De Doorns (1482 services and 1482 Units) UISP	BVM Dept Human Settlements BVM Civil Engineering Dept. WCG DHS Ward Councillor and Committee	Medium	Regular updates through ward committee Steering committee meetings Regular updating with BVFD on social conflict status in area/ward	Indicative RR actions deemed to be sufficient for planning phases. Continuous M&E by DRM and Project Owner of RR to be in place during actual project

Table 62.: Developmental Projects Identified in the IDP as Medium- or High-Risk

Smoke alarms

Breede Valley Municipality Fire Department, in partnership with Stellenbosch University and Western Cape Disaster Management and Fire Services, is conducting ongoing research regarding the feasibility of smoke alarms in the prevention of informal settlement fires and for the prevention of fire deaths. As part of the pilot project, 1 800 smoke alarms were installed in the Breede Valley municipal area in high-risk informal settlements, farm worker houses and high-risk institutions. Several alarms installed were activated and widespread destruction of structures and loss of life were prevented. The installation of smoke alarms in all structures are encouraged. Additional funding will be required to roll out the installation of smoke alarms throughout the entire municipal area.



Research on the smoke alarms has been extended during 2018 to include visits from graduates from Oklahoma State University (USA) and Edinburg University (Scotland UK). Extensive research has followed which included the following:

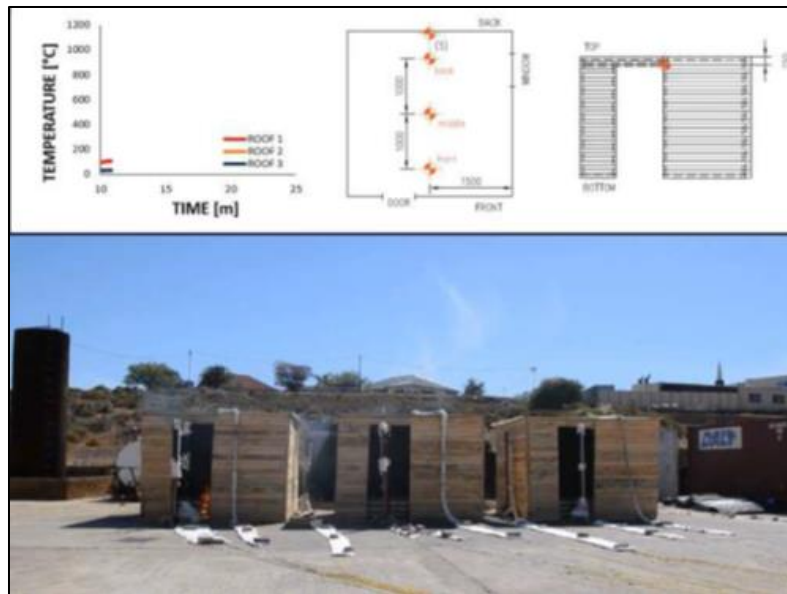
- Smoke alarm type suited for informal settlement dwellings in a smouldering environment – photo-electric smoke alarm with 10-year lithium battery
- Smoke alarm type suited for informal settlement dwellings in a flaming fire environment – photo-electric smoke alarm with 10-year lithium battery
- The feasibility of carbon monoxide detectors/alarms
- The feasibility of “rate of rise” heat detectors/alarms for use in informal settlement dwellings
- Research Paper published on the research done “Informal Settlement Fires in South Africa: Fire engineering overview and full-scale tests on “shacks””
- Improving the Resilience of Informal Settlements to Fire (IRIS) – Which is the first advisory board for informal settlement fire in South Africa
- Full-scale fire tests on wood and iron structures under various conditions and scenarios.

Research in the Reduction of Informal Settlement Fires

BVM has been part of the ongoing research (conducted by the Universities of Stellenbosch and Edinburgh – Scotland) into the reduction of the hazards due to Informal Settlement Fires. The research was conducted by Drs. Richard Walls, David Rush and Antonio Cicione, coupled with various PhD students.

The research included a series of controlled burns at both the Breede Valley Fire Department Training Centre and at the Breede Valley Special Operations Rescue Training Centre

Before test:



During Test:





Firebreaks

A total area of approximately 1 138 456,77m² have been cleared as municipal firebreaks. This ensures the municipality's compliance with the Veld and Forest Act. Firebreaks are maintained annually, and additional firebreaks are made as identified by risk assessments and other risk identifying programs.

Floods

- Clearing/cleaning rivers and river banks (debris, alien invasive plants, excessive reeds, etc.)
- Maintenance of culverts
- Management of estuaries (breaching)
- Storm water systems maintenance
- Determination and updating of flood lines (very important for development planning)
- River and catchment management (flow obstructions, increase run-off and increase river flow peaks, catchment changes (fires), sedimentation, hydrophobic soils)
- Engineering parameters

Drought/water scarcity

- BVM contingency plan for water services
- Bulk water capacity and resources to always be considered in development planning
- Awareness campaigns
- Enforcement of water restrictions policies
- Reduction of uncontrolled water losses (e.g. leaking water pipes and burst mains)
- Participation in Drought Water Scarcity communication awareness strategic planning

Recovery and rehabilitation

Post-disaster recovery and rehabilitation operations normally take on the nature of programmes and projects. The Disaster Management Centre will assist with the identification of needs and will facilitate recovery and rehabilitation operations. The function or department with the most direct involvement in the operation will take responsibility for project management and delivery. Project teams convened for these purposes must report to the Disaster Management Advisory Forum on a regular basis as determined.

In this regard the causal factors of disasters must be addressed and disaster prevention through risk elimination should be pursued. This section has reference to Section 16 and 25 of the Public Finance Management Act, 1999, which provides for the release of funds by way of direct charge against the national and provincial Revenue Funds in the case of emergencies for which funds were not budgeted. The likelihood of receiving national funding from the National Disaster Management Centre will depend on whether risk reduction initiatives have been implemented through the IDP.

Information management and education

Currently, the Breede Valley Municipality has the following functional systems in place:

- GIS-based disaster management planning
- Risk reduction planning teams for critical infrastructure, events and identified projects
- Early warning systems through Weather SA EWS and FireWeb Bulk SMS system as well through the Municipal Revenue Billing Bulk SMS System and utilises a municipal and department twitter feed (@bvmun and @bvfdco) as well the municipal web and Facebook pages to distribute early warnings. Monitoring of Fire Danger Index (FDI) via the Advanced Fire Information Systems (AFIS) for extreme conditions leading to bush and veld fires.
- Emergency operations preparedness, response and recovery plans for generic risks and emergency management response plans for fires, floods and specialist risks including the Hex tunnel; hospitals and identified designated risks. These plans are linked to other line functions in the municipality as well as to affected sector provincial and state departments.
- Training, education and awareness
- Public education/ awareness campaigns

Ongoing public educational programmes are being conducted on a continuous basis at schools, community organisations, businesses, municipal entities and in the Breede Valley community. These programmes include but are not limited to:

- Learn not to burn – preschools
- Remembering when – retirement homes
- Water safety campaigns in affected areas
- Care programme – teachers and caregivers
- Door-to-door campaigns
- Prepare for emergency –where staff of business, hospitals, schools etc. and community is instructed on the correct use of portable fire extinguishers

Ongoing funding will be required to reassess/print and develop educational pamphlets for a wide variety of risks that may include but are not limited to;

- Water safety
- Pedestrian safety
- Road safety
- Bicycle safety
- Motor vehicle safety
- Fire safety
- Extreme weather conditions awareness
- Smoke alarms
- Join the professionals
- Preparing firebreaks
- Promotional items that include License disc stickers and rulers

Community Emergency Response Team

A programme where teams in communities are trained to be resilient to the consequences of a disaster or emergency when the emergency services are not immediately available for various reasons. These teams will be ward based. Training of municipal officials and a reserve force are required in order to comply with all aspects of disaster management.

Funding

Adequate funding required for planning and preparedness, mitigation, response, recovery and review. In order to effectively comply with the Disaster Management Act, additional resources such as fire stations in Touwsrivier and Rawsonville respectively, coupled with additional vehicles, staff and all applicable resources are required.

Risk	Risk Reduction	New / Replacement	Ward	Cost Year 1 2017/18	Cost Year 2 2018/19	Cost Year 3 2019/2020	Cost Year 4 2020/21	Cost Year 5 2021/22
Ageing Fleet	Purchasing of Type 1 Fire Engines	New	5 - 21		R 3 500 000		R 3 500 000	R 5 000 000
Lack of 4x4 Wildland Fire-fighting Vehicles	Purchase Type 3 Bush Pumpers	New	5 - 21		R1 000 000		R 1 500 000	R 1 500 000
Non-compliant Firefighting service delivery	Building a Fire Station Touwsrivier	New	1			R 10 000 000		R 12 000 000
Non-fully Integrated Communications	Computer Equipment	New	1 - 21		R 500 000			R 1 000 000
Informal Settlement Fires	Smoke alarms in high-risk residential structures	New	1 - 21		R 200 000	R 200 000	R 200 000	R 200 000
Non-fully Integrated Communications	Digital Radio Project	New	1 - 21	R 1 000 000	R 1 000 000	R 1 000 000		R 1 000 000
Non-compliant Firefighting Service Delivery	Building a Fire Station Rawsonville	New	19 - 20					R 12 000 000
Legal compliance with FBS Act; OHS Act; SANS 10090	Fire Rescue & Disaster Management Equipment	Replacement	1 - 21		R 1 300 000	R 1 300 000	R 1 300 000	R 1 500 000

Risk	Risk Reduction	New / Replacement	Ward	Cost Year 1 2017/18	Cost Year 2 2018/19	Cost Year 3 2019/2020	Cost Year 4 2020/21	Cost Year 5 2021/22
Non-compliant Firefighting Service Delivery	Equipping Fire Station	New	2 - 4	R 1 500 000				

Table 63.: Projected Capital Budget (2017 – 2022) – Fire Department

As per the budgetary principles highlighted in response to Covid-19, the capital budget for the department has been revised and reprioritised. All revised capital projects will be revisited during the mid-year 2021/22 in order to assess whether conditions have improved to re-introduce the initially planned capital projects.

Project Description	Primary & Secondary Stakeholders	Risk description/ rating (prevention/mitigation/ preparedness)	Risk Reduction	Additional comments by Disaster Management
Human Disease Outbreak	Public Services; BVFD; Human Settlements; CWDM	High	Regular updates via the District and Provincial Disaster Management Advisory Forums. As with the outbreak of the Covid-19 pandemic, the BVFD, through its disaster management component, occupies an integral role in the municipal as well as CWDM Joint Operating Committees. The department will continue to exercise its duties in this regard, until the state of disaster is officially declared over.	Continuous
Reducing Veld Fire Risk	BVFD; CWDM Fire	High	Annual budgeted programme of clearing of firebreaks on municipal land. Annual pre-summer written Fire Safety By-law notification served on identified private and state landowners as it applies to the clearing and maintenance of firebreaks. Processing of prescribed burning permits for vegetation. Maintenance of Fire Service Mutual Aid Agreement with the District.	Continuous
Urban Sprawl	Human Settlements; Law Enforcement	Medium	Prevention of illegal occupation of land through monitoring and intervention by municipal anti-land invasion unit. Town planning regulations enforced.	Continuous
Severe Weather Conditions	Engineering Services; Public Services; BVFD; Human	High	Complete Ward-based Risk Assessments on ALL wards and include mitigation and risk reduction recommendations in winter season operational risk planning measures. Annual programme by Public Services Department on clearing of storm water drainage systems prior to the rainy season in partnership with EPWP.	Continuous

Project Description	Primary & Secondary Stakeholders	Risk description/ rating (prevention/mitigation/ preparedness)	Risk Reduction	Additional comments by Disaster Management
	Settlements; CWDM Roads Department; BVM Traffic; Provincial Traffic		Listing previous reported storm water problems and budgeting for storm water improvements in the next financial year. Working for water programme in place. Advance Fire Information Systems used for predetermining severe veld fire conditions.	
Transport of Dangerous Goods	BVFD; BVM Traffic; Transnet; Provincial Traffic	Medium	Strict enforcement of the Fire Safety By-laws as it applies to the transport and storage of dangerous goods in the municipal area. Regular enforcement of traffic safety laws by the local and provincial traffic authorities that prioritise the carriage of dangerous goods. Established partnership between Fire Service Authority and Traffic Services as it relates to the enforcement of the carriage of dangerous goods. Dangerous goods training for various agencies.	Continuous
Critical Infrastructure Contingency Planning (CICP)	All BVM Directorates	High	Engineering Departments compiling and updating CICPs. ICT have approved DRP in place. Conducted risk assessment of Worcester Water Supply pipeline (2013) Comprehensive BCP to be reviewed annually.	Continuous

Project Description	Primary & Secondary Stakeholders	Risk description/ rating (prevention/mitigation/preparedness)	Risk Reduction	Additional comments by Disaster Management
Animal Disease Outbreak	All BVM Directorates; CWDM	Medium	Land use planning regulations being enforced. Regular updates via the District and Provincial Disaster Management Advisory Forums.	Continuous

Table 64.: Disaster Risk Register

Conclusion

Climate change phenomena are already evident in the Western Cape and are negatively impacting and undermining economic and social development. In addition, infrastructure, basic resources (water, food and energy) and livelihoods amongst all sectors and stakeholders will all be adversely impacted, with the less fortunate and vulnerable citizens within society being at bigger risk. Substantial responses are required by all role-players to adapt to the changes that will be experienced. Numerous flood and drought events have occurred in the Western Cape in the past decades, with frequency seemingly increasing. In the Breede Valley, observed increases in fire incidences could be attributable to climate change. The municipality should embark on a strategy to alleviate and mitigate the associated risks that climate change presents.

Covid-19, and the extended state of disaster in terms of the Disaster Management Act, will continue to exert pressure on all of society, the private sector and public sector. The Fire and Disaster Management department (from a local government context) will continue to occupy an important facilitative role to ensure that coordinated response mechanisms (from a local government / disaster management perspective) are upheld.

PROGRAMME 6.1 (I): AIR QUALITY MANAGEMENT

The Air Quality Management Plan is a statutory requirement in the National Environmental Management Air Quality Act 39 of 2004, Section 15(1).

The designated Air Quality Officer (AQO) of BVM completed the final draft of the Air Quality Management Plan (AQMP) and submitted it to Department Environmental Affairs and Development Planning (DEA&DP) as well as the AQO of Cape Winelands District Municipality for their comments. The AQMP was submitted to BVM Council in June 2017 for approval and subsequently upon approval by the local authority sent to DEA&DP.

The Air Quality Management Plan (AQMP) of Breede Valley Municipality has been developed to comply with the National Environmental Management: Air Quality Act 39 of 2004 (NEMA: AQA) and requires municipalities to introduce Air Quality Management Plans that describes what will be done to achieve prescribed air quality standards.

The AQO is member of the Provincial Air Quality Forum which meets on quarterly basis with the purpose of increasing knowledge regarding air quality issues as well as sharing experiences and lessons learned. In addition, the AQO attended an Environmental Management Inspectorate training course which deals with the regulatory and enforcement aspects as described in the National Environmental Act (No. 107 of 1998).

Municipalities are required to include an AQMP as part of its Integrated Development Plan (IDP). The AQMP should be a logical and holistic approach for communities, industry and government to manage air quality within the Breede Valley Municipality area.

With reference to NEMA: AQA, Breede Valley Municipality has two primary statutory obligations with which it must comply, and these obligations are:

- Designate an Air Quality Officer (AQO)
- Incorporate the AQMP in the Integrated Development Plan (IDP) of the municipality

Vision, mission and objectives

Vision Statement

The vision statement of Breede Valley Municipality (from an air quality perspective) must not only be in alignment with that of Cape Winelands District Municipality, but also with that of the Western Cape Department of Environmental Affairs and Development Planning. Therefore, the vision for BVM is:

‘Ensure the constitutional right of all inhabitants to live in a clean and healthy air environment is maintained on a continuous basis’

Mission Statement

The mission statement for BVM (from an air quality perspective) to adhere to the vision statement above reads as follows:

‘Implementing and progressively achieving the goals as set out in the AQMP, thereby ensuring that all current and future generations and the environment’s air quality is safeguarded utilising principles of sustainable methods to ensure a healthy quality of life as well as promoting social and economic development’

Status quo - revised

The state of air quality management in Breede Valley Municipality is summarised in the table below and gives an indication of the current status (as at February 2021) of the institution in terms of air quality management.

Currently the Air Quality Management function resides in the Water Services Department, Laboratory Section, with the Chief Laboratory Analyst designated as the Air Quality Officer for Breede Valley Municipality.

Requirement		Status	Comment
Appointed Air Quality Officer		Yes	Date of appointment 31 July 2015.
Air Quality Management Plan Adopted		Yes	The AQMP was adopted by Mayco during June 2017, in terms of Mayco Resolution EX17/2017 .
AQMP incorporated in IDP		Yes	Chapter 6, Section 6.1 (f) in 2021-2022 4 th review of the 4 th Generation IDP (2017 – 2022) refers to air quality with an update in the current document
Budget allocated for AQMP		No	No funds allocated for this service – cost centre does not exist in Breede Valley Municipality. Currently, the Senior Manager provides funds on an ad hoc basis when needed. Funds are required for: <ul style="list-style-type: none">• Attending quarterly air quality forums• Accommodation and S&T expenses• Transport costs pertaining to site visits and attending to complaints Requests for budgetary provisions will be made in future
Capacity	Human Resources	Limited	Duties are an additional function allocated to the appointed incumbent; Currently using staff members (from the laboratory) to provide assistance and attend forum meetings/site visits where applicable; Additional administrative support will be required in the near future

Requirement		Status	Comment
	Equipment	Limited	Hand-held meter purchased to measure H ₂ S at wastewater treatment plants; Another basic meter was purchased to monitor SO ₄ , VOCs and CO levels on an ad hoc basis
	Skills	Limited	<ul style="list-style-type: none"> Attend workshops delivered by DEADP (4 forums per year coupled with ad hoc engagements emanating from forum meetings) Attend Air Quality Lekgotla (annually, funded by National Department of Environmental Affairs) Additional emissions training required
Cooperative governance		Yes	Interaction with CWDM and DEADP on matters pertaining to AQM. These engagements currently occur only at forum meetings or when the provincial/district AQT conduct site visits
Possible air pollution sources in Breede Valley Municipality		Yes	<ul style="list-style-type: none"> Industrial/factory operations Agricultural activities Biomass and domestic fuel burning Vehicle emissions Waste treatment and disposal <p>To limit pollution, BVM Air Quality Section is currently in process of conducting an emission inventory study in Worcester (which will be rolled-out in other towns as resources becomes available). The following emission producers will be surveyed and registered with BVM based on the following priority:</p> <ul style="list-style-type: none"> Small boilers Spray booths/Extractors Large generators used during load-shedding <p>Due to the Covid-19 pandemic and subsequent lockdown regulations, limited studies and site visits were conducted. The department envisages to, in accordance with the applicable alert level regulations, increase its site visits, studies and surveys.</p>
Ambient Air Quality Monitoring		Yes	Monitoring station is located in Meirings Park, close to the industrial area in Worcester, which is currently monitored by Western Cape Department of Environmental Affairs' Directorate: Air Quality Management in collaboration with the local AQO. Sourcing data was limited, as the local authority had to apply for the data generated at the station. The release of this data also came with different conditions of use.

Table 65.: Breede Valley Municipality's Institutional Status in terms of Air Quality Management

The ambient air quality is generally good. However, a few sources of air pollution (primarily seasonally bound) can be identified, e.g. ambient particulate concentrations are likely to be high in low-income informal settlements (during winter) where wood is used as the primary fuel source and activities such as refuse burning at the waste landfill site.

Gap analysis and needs assessment - revised

The gaps identified for Breede Valley Municipality to perform its statutory functions in terms of air quality are encapsulated in the table below:

Gaps identified	Comment
Limited Human Resource and related issues	<ul style="list-style-type: none"> Incumbent official has other functions to perform Air Quality Officer co-opt other official on <i>ad hoc</i> basis as needed Relevant training needed for officials on continuous basis Additional and continuous training required using web-based systems including NAEIS (National Atmospheric Emission Inventory System), SAAELIP (South African Atmospheric Emission Licensing and Inventory Portal) as well as SAAQIS (South African Air Quality Information System)
Cooperation between local and district municipalities	Since the 2018/19 review, an evident improvement in communication and collaboration has been achieved. Interaction (on matters pertaining to AQ) between officials across all spheres of government occurs on a more frequent basis, which provides opportunity to engage on best practices in the industry
Cooperation between different departments of BVM	<p>AQM requires cooperation from various disciplines within local government, which includes amongst others:</p> <ul style="list-style-type: none"> Traffic Department Fire and Rescue Town Planning and Building Control Water Services Financial Planning Department Councillors <p>The AQO identified certain individuals within these disciplines and envisages to engage with them on matters pertaining to AQM in the near future.</p>
No budget specifically allocated for AQMP	<p>Over and above the issues alluded to previously, the lack of a dedicated AQ budget will adversely influence the municipality's ability to:</p> <ul style="list-style-type: none"> compile an AQ By-law ensure that AQO and associated officials remain up to date through applicable training engage with stakeholders on mutual challenges, lessons learnt and best practices in the field of assessing and providing adequate air quality levels
Air Quality By-law	A draft has been sent to the Senior Manager: Water Services for initial review and submission to the legal section of BVM for legislative review. However, after recent consultation with the District AQO, it was recommended that BVM, CWDM and Provincial Air Quality units should workshop it, to ensure that only those issues which BVM will be able to execute/enforce are incorporated in the by-law. The next step was to invite public comment and participation on the draft by-law, but due to

Gaps identified	Comment
	lockdown it could not be done. The department envisages to conclude this process in the new financial year

Table 66.: Gap Analysis and Needs Assessment

Development and compilation of an Air Quality Implementation Plan - Revised

The purpose of this plan is to maintain, improve and protect air quality throughout BVM by preventing pollution and ecological degradation in order to give effect to the legal responsibility of the Breede Valley Municipality in terms of the National Environmental Management: Air Quality Act, 2004 (Act 39 of 2004) and the National Framework for Air Quality Management in the Republic of South Africa.

Thus, an understanding of the state of air quality in Breede Valley Municipality and the ability to report the aforementioned with confidence require:

- Access to reliable and accurate emissions data
- Ambient air quality data over an extended period to be requested from Provincial Directorate: Air Quality Management for review, interpreting and checking for specific trends

The ambient air quality is currently monitored by Western Cape Department Environmental Affairs and Development Planning (DEA&DP) at Meirings Park in Worcester. It is necessary for Breede Valley Municipality to:

- Participate in these monitoring activities,
- Have access to this information (sourcing data was limited, as the local authority had to apply for the data generated at the station. The release of this data also came with different conditions of use; however, the local authority was comfortable with the Provincial Air Quality Division releasing the data), and possibly
- Extend the scope of monitoring in other areas of Breede Valley Municipality.

Another important aspect that will contribute to the successful implementation of the AQMP is transparent and inclusive communication. Thus, it is imperative that a multi-stakeholder forum should be established which includes:

- Cape Winelands District Municipality
- Department Environmental Affairs and Development Planning
- The broader community of BVM
- BVM's Air Quality Officer and other co-opted officials as needed
- Other departments within BVM, and
- Councillors of BVM

Implementation plan

The goals needed to implement the Air Quality Management Plan needs to be clearly defined into specific objectives. Each objective is linked to specific time frames, the responsible person and a budget as indicated in **the table** below.

Objective	Timeframes	Description	Comment	Budget needed	Responsibility	Status
Appoint Air Quality Officer	August 2015	Appoint AQO to oversee AQ within the BVM	Technical Director/ Municipal Manager to appoint AQO	No	MM	Completed
Capacity Building	Continuous	Attend quarterly regional forum sessions Attend specific courses, e.g. Noise training, emissions standards, EMI training for AQO	-	Yes	Local AQO	On-going
Establish a local AQO forum in CWDM	Short Term	Regular meetings and feedback between BVM and CWDM	Invite DEA&DP, neighbouring municipalities to forum meetings	Yes	CWDM AQO & Local AQO	Currently ongoing (informal basis)
Compile detailed list of Emission producers	Short Term	Emission Inventory List	Visit possible pollution sources in BVM area	Yes	Local AQO + CWDM	Postponed due to Covid-19 & subsequent regulations. Will reconvene as soon as permitted.
Effectively dealing with complaints	Continuous	Complaints submitted by all stakeholders within a community	Design a complaint register & follow-up on complaints	Yes	Local AQO + CWDM	In Process
Submit AQMP to Council for approval	June 2017	Submit AQMP to council		No	Local AQO, Technical Director	Completed

Objective	Timeframes	Description	Comment	Budget needed	Responsibility	Status
Submit approved AQMP to DEA&DP	August 2017	Submit approved AQMP & MAYCO resolution to DEA&DP	Include specific Mayco minutes indicating approval	No	Local AQO + DEADP	Completed
Education activities	Short to medium term	Engaging with schools to host educational & awareness programmes on AQ & AQM	Environmental education awareness programmes at schools and libraries.	Yes	Local and district AQO + DEADP	Postponed due to Covid-19 & subsequent regulations. Will reconvene as soon as permitted (subject to available resources)

Table 67.: Implementation Plan

Monitoring, reporting and evaluation of the AQMP

Breede Valley Municipality responsibilities are:

- Report progress with regard to implementation of the plan
- BVM must report to DEA&DP on implementation of their AQMP as required by S17 of National Environmental Management: Air Quality Act (39 of 2005)
- Provide inputs towards Cape Winelands District Municipality and Western Cape Provincial Air Quality Department's annual reports in terms of air quality within the area.

Review of the AQMP

The AQMP provides a 5-year planning scope on matters pertaining to Air Quality within the BVM and is revised on a 5-year cycle. In contrast, AQM Implementation Plan should function as a living document and review thereof should be done on a continuous basis since it refers to the implementation goals (linked to the 5-year plan). This review however is subject to funding and political cycles, meaning that an element of elasticity is necessary to achieve the implementation goals to be conducted on an annual basis.

PROGRAMME 6.1 (J): CLIMATE CHANGE

Most of the Western Cape Province (including the Breede Valley Municipality) is especially vulnerable to climate change, being a winter rainfall area, as opposed to the other provinces in the country that are summer rainfall areas. The vegetation

and agricultural conditions are therefore largely unique to the Province, resulting in a particular climate vulnerability which in some respect is different to the rest of the country. The climate projections for this region indicate not only a warming trend as with the rest of the country, but also projected drying in many areas, with longer time periods between increasingly intense rainfall events. These broad projections raise the risk profile of the region which is already vulnerable to droughts, floods and fire.

Planning, preparedness and innovation are therefore required to maximise the municipality's adaptive capacity to climate change. Taking action now will limit damage, loss of life, and economic costs over the coming decades and, if strategically and urgently considered, will add to the Breede Valley's competitive edge into the future. Adaptation interventions designed to ensure that the municipality does not compromise its growth and development are therefore critical to ensure reduced vulnerability to the impacts of climate variability and climate change across the municipal area.

In response to an uncertain future and immediate development needs, the Breede Valley Municipality needs to align climate responses with existing climate and development challenges and deepen existing response capacity as well as:

- a) develop links with research institutions, government agencies and community bodies to improve the flow of information, in particular early warning systems, for extreme events
- b) incorporate climate change information into sector planning and plan for a wide range of longer-term changes in average conditions
- c) improve cross-sector integration of management and development planning. As mitigation and adaptation efforts fall under the responsibility of a range of departments, some form of institutional coordination is important.
- d) move hard and faster on core development objectives, which will provide immediate benefits and long-term climate responses benefits.
- e) implement and encourage initiatives linked to the green economy and the promotion of environmental sensitivity amongst residents

Climate change covers all sectors and integrating climate change into existing policies and plans is considered the most effective way to respond to climate change. This approach builds increasing flexibility into planning decisions and helps to avoid "lock-in" systems or infrastructure not suitable to future climate conditions. The strategy *inter alia* priorities the following climate change adaptation outcomes for the Breede Valley Municipality:

- a) Well-managed natural systems that reduce climate vulnerability and improve resilience to climate change impacts.
- b) Significantly increased climate resilience and coping capacity within communities which reduces climate-related vulnerabilities.
- c) An actively adaptive and climate change resilient economy which unlocks new markets and economic growth opportunities arising from climate change.

A number of key focus areas are identified to help with the combatting of climate change in the municipal area:

- a) Renewable Energy
- b) Waste Management
- c) Sustainable Transport
- d) Water Security and Efficiency
- e) Biodiversity Conservation

- f) Agriculture and Food Security
- g) Healthy communities

As per the requirements of Section 30 (Control of Incidents) of the National Environmental Management Act, the Municipality has identified existing officials to carry out function as per the legislated requirement. Fire Services and Disaster Management officials as well as the Air Quality Management official has been identified in this regard.

CHAPTER 7: THE CARING MUNICIPALITY

CARING

Breede Valley Municipality will provide care to all vulnerable groups and encourage social investment with a focus on youth development and opportunities for the youth to play a meaningful role in developing a better and caring Breede Valley community.

Introduction

Breede Valley Municipality has identified the following strategic objective to drive the realisation of the caring municipality:

STRATEGIC OBJECTIVE 1: TO PROVIDE AND MAINTAIN BASIC SERVICES AND ENSURE SOCIAL UPLIFTMENT OF THE BREEDE VALLEY COMMUNITY

The objective above will be unpacked in more detail below, and will be pursued through the implementation of the following lead programmes and interventions:

PROGRAMME 7.1: BUILDING SOCIAL CAPITAL

PROGRAMME 7.1 (A): ROLL-OUT OF SOCIAL DEVELOPMENT PLAN

In terms of Chapter 7, section 153A of the Constitution of South Africa:

A municipality must – “structure and manage its administration and budgeting and planning processes to give priority to the basic needs of the community, *and to promote the social and economic development of the community*”.

The municipality alone cannot address all the needs in our communities. Having all the plans and programmes in the world won't solve the development challenges in our communities but getting the communities to take ownership of their development processes might be the first step towards sustainable community development. Instilling ownership will create a sense within the community that development earmarked for citizens must involve them from the start. No planning in the community can be done without proper public participation processes being followed. The potential of the communities in the Breede Valley to be developed is unbelievably high. Therefore, as a municipality we must ensure that we do everything possible to create a platform for our communities to be developed as sustainably as we can. Proper and sound financial planning is a key factor with relation to human, natural, physical and financial capital.

The political will must be there, and proper guidance must be given to the development process of the Breede Valley. The Integrated Development Plan and Local Economic Development Strategy will play a pivotal role in this process. A big focus must be placed on all vulnerable groups and individuals if we are to ensure a sustainable effort to develop all communities within the Breede Valley. It is equally important to have proper food, social and financial security programmes within the community development context of the Breede Valley.

This plan will provide a framework as to how best to take a proactive and consistent stance on community development initiatives. The proposal for this Social Development Plan is designed to address the core problem, that is, *the participation of the Breede Valley community in the overall development process is highly constrained and Limited*.

Goal

The goal to which the Social Development Plan will contribute is:

Sustainable improvement in the livelihoods of the Breede Valley community living in the towns of Touwsrivier, De Doorns, Rawsonville, Worcester and the surrounding farms.

Objective

The objective of the Social Development Plan is:

The provision of an overall framework and guidance to Breede Valley Municipality (and other stakeholders) on how best to take a proactive and consistent stance on community development initiatives as well as Poorer communities in Breede Valley municipal area participating fully and effectively in their development process.

Outcomes

In advancing the objective of this plan, it is envisioned that the following outcomes be achieved:

Better, more successful decision-making

- Collaborative approaches as service providers work with communities to map a way forward
- Inputs sought and encouraged from a wider arena
- Action happens with the community and not too the community
- The closing of gaps between decision-making and those they influence of effect, particularly around local government policy and local needs

Stronger and more resilient communities

- Communities feel encouraged, working together for the greater good
- Collective ownership and responsibility is taken
- Processes are inclusive of all people who wish to participate
- Isolation barriers are broken down
- Communities recognise and acknowledge diversity
- There is a stronger feeling of belonging and value by all sectors in the community
- Disparities of socio-economic wellbeing between the different communities of the Breede Valley are reduced

Stronger partnerships

- Service providers working together with the community
- Decisions are made from a more holistic, strength-based approach
- Outcomes are readily supported and more successful
- Stronger relationships due to greater understanding

Greater mutual understanding

- Communities can see and support the bigger picture
- Asking and listening comes before acting
- Communities know where to go when they need information/assistance
- Creation of better learning opportunities

- Greater appreciation and acknowledgement of our diverse communities

Decreasing distances

- Reduced feelings of isolation
- Services are more accessible
- Local government policy recognising local need

Strategic themes:

	FOCUS GROUP		
	People	Community	Infrastructure
FOCUS AREA	Employment	Health	Community facilities
	Elderly	Housing	Transport
	Disabled	Collaboration	Other council services (such as sewerage, refuse, and water provision)
	Youth	Connectedness	
	Alcohol, drugs and gambling	National/Provincial vs Local	
	Family	Valuating and acknowledgement	
	Education (schooling and community)		

Table 68.: Social Development: Strategic Themes

Advocacy

When there is a need for change or for a message to be heard at a regional or national level, advocacy is an area in which Council can support or represent communities. Advocacy efforts will generally be focused on areas in which Council does not deliver services such as health, education of family services.

Advocacy is an area in which Council in its current capacity can be most effective in directly contributing to the improvement of social wellbeing in the Breede Valley. By understanding or knowing the bigger picture Council is in a better position to tell its story and advocate on the community's behalf.

It is also important to note that part of this plan is to provide the framework for developing a clearer picture of what Council can and cannot affect. This will ensure that the community understands Council's role and that Council is able to meet community's expectations.

Advocacy model

The following three-staged model provides the process in which Council will continue to move forward in contributing to social development via advocacy.

a) Understanding the community

Consultation	With the community and key stakeholders on subjects of community importance
Engaging communities	Assisting the development of relationships between community and key decision-makers, to allow key decision-makers to better understand individual communities and for communities to better understand the process leading to decision-making
Research	Investigating local, regional and national social trends, identifying gaps or poor delivery of services and reviewing the implication this could have in the Breede Valley
Local services mapping	A project lead by Department of Social Development that will provide a profile of social service delivery in the Breede Valley

b) Representing local needs

Service provision	Advocacy for change or improvements to services
Linking people	Encouraging accessible and understandable information
Advocacy	On behalf of communities to regional/national decision-makers; look to maximise the intended outcomes of government policy and local activities
Coordinate/ facilitate	Bringing people/groups together who can meet needs of communities
Relationship networking	Building strong relationships to foster understanding and future development

c) Reviewing results

Monitor	Effectiveness of our actions and overall impact of combined activity on issues
Reporting back	Communities are kept informed of progress

Issues for Advocacy

Young people	Increasing aspirations, more youth-friendly facilities
Alcohol, drug and gambling addictions	Better access to information, facilities and support services
Families/parenting	Life skills training, services for children, mentoring and general support services and education, including health
Literacy	Addressing issue of the low literacy rates
Employment and training	Appropriate and sustainable tertiary courses, economic growth opportunities and apprenticeships
Transport	To better access services for employment and training, social, health and tourism opportunities

Elements of this Social Development Plan



- A. Grassroots “ownership”
- B. Inclusive community-based activity
- C. Widely shared experience of social belonging
- D. Visible community pride
- E. Well-nurtured motivated families
- F. Accessible, dynamic continuum of care
- G. Life-long learning
- H. Ethical responsive community leadership

Elements defined

A. Grassroots “ownership”

- a) Community activity and investment fosters a “pay it forward” attitude
- b) Increasing numbers of residents informally “boosting” the community; acting as “ambassadors” to visitors
- c) People offering help on the street
- d) Well-used public spaces
- e) BVM should consciously invest in the development of youth
- f) Families attend community events together as the norm
- g) People greeting each other on the street
- h) Increased voter turnout
- i) Public expression of social opportunities (advertising)
- j) Diversity and inclusion in workplace (marketplace)

B. Inclusive community-based activity

- a) Children should become involved in many community activities and events
- b) Excellent parental involvement at their children's school, recreational, cultural and sport activities
- c) Multi-generational involvement seen in public places (e.g. seniors as mentors in schools, etc.)
- d) Families frequently using public spaces

- e) Every youth is exposed to a variety of challenging leadership and social development activities sponsored by the community
- f) High attendance at public events and festivals
- g) Schools participating enthusiastically in public events
- h) High level of volunteerism, from a broad cross-section of the community
- i) Diversity and inclusion in leadership (youth, seniors, disabilities, ethnic, leaders, etc.)
- j) Diverse participation in community events
- k) Abundant diverse attendance at all public forums and presentations

C. Widely shared experience of social belonging

- a) Third spaces are developed to attract many different people
- b) Everybody in the Breede Valley can identify at least one “3rd space” where they can commonly go to meet friends
- c) Increase in special public events
- d) Public places should become Breede Valley’s ‘heart’

D. Visible community pride

- a) Heritage properties must be maintained beautifully
- b) Local artists’ work prominently displayed
- c) Residents should create beautiful features in their neighbourhoods
- d) Businesses “own” and care for their spaces (e.g. flowers, paint, litter)
- e) Shops and homes must be maintained to support neighbourhood wellbeing
- f) Mission has its own “DNA” that gives it a distinctive look, and that uses local materials and heritage

E. Well-nurtured motivated families

- a) Positive role models must be seen in public places everywhere in Breede Valley
- b) Breede Valley must encourage the development of extended families and neighbourhood support networks
- c) Mutual respect and caring must become evident between family members in public
- d) Children, youth and adults should publicly express appreciation of one another
- e) All families must recognise their responsibility to encourage and support each family member
- f) No domestic violence
- g) All parents must have access to an extensive, well-coordinated network of parental support and learning services

F. Accessible, dynamic continuum of care

- a) Family and youth at risk must be identified early
- b) Services must be offered (and be put in place) for all recognised substance abuse issues
- c) Systems must be put in place for effective prevention, education, rehabilitation, indicating support for the application
- d) Increase local detox facilities
- e) Increase self-referral to recovery and support services
- f) Increase rehabilitation intake for local residents

- g) Youth at risk must receive multiple, coordinated intervention
- h) Social service interventions must be coordinated
- i) Crisis line routinely refers to wrap-around services
- j) Every child must get formal instruction in resisting drug abuse through recurrent multiple approaches
- k) Lower than average incidence of drug (substance) abuse and demand should be reduced by prevention, education, intervention, rehabilitation and supportive resources
- l) Decrease prostitution in the Breede Valley
- m) Decrease in panhandling and obvious “high” behaviour

G. Life-long learning

- a) A higher rate of high school completion must be achieved
- b) Higher than average local levels of early childhood development
- c) High degree of family literacy (library attendance, educational performance, children being read to)
- d) Breede Valley has many varied opportunities for adult learning and development
- e) Breede Valley must invest in a lifetime of learning

H. Ethical responsive community leadership

- a) Breede Valley Municipality should show higher level of commitment to social policy
- b) Public recognition for Breede Valley’s environmental awareness
- c) Sharing “best practices” with other municipalities
- d) Municipal planning must be coordinated between staff/departments and public input
- e) Public acceptance as “the Jewel of the Breede Valley”
- f) Acknowledge leaders of the Breede Valley communities in integrating its social, environmental and economic development
- g) Long-term social advisory committee should be established
- h) Socially minded/development/zoning criteria must be considered
- i) Diverse representation on community committees

Proposed actions for the municipality

- a) Income poverty must be addressed
- b) Focus on special needs must take place
- c) Sustainable livelihoods must be created
- d) Provision of basic services must be given to all
- e) Ownership must be installed in all communities
- f) Community participation must be enhanced

Social challenges in the Breede Valley based on this analysis

- a) Household income: Poverty
- b) Housing: Available housing
- c) Unemployment

- d) High crime rates
- e) A lack of community/social development

Possible interventions for challenges identified

- a) LED initiatives must be extended to all communities
- b) Extending the RSEP (Regional Socio-Economic Programme) to all communities
- c) Local entrepreneurship skills development
- d) A family employment programme
- e) Household capacity building
- f) Employable skills training
- g) Partnerships between all role-players in the economy in Breede Valley
- h) Equal distribution of resources and opportunities to all communities
- i) Access to grant in aid funding for all qualifying organisations

Focus on special/real needs in poor communities

- a) Community needs analysis
- b) Community skills survey
- c) Access to basic services
- d) Public participation
- e) Food security programmes
- f) Community ownership

Sustainable livelihoods

- a) Long-term job creation
- b) Address child headed households
- c) Focus on tertiary education inclusion
- d) Alignment of opportunities
- e) Decrease dependence on social grants
- f) Ensure school dropout rate decreases

Sectors within the Breede Valley municipal boundary

- a) Community safety sector
- b) Community development sector (civil society)
- c) Education sector
- d) Early childhood development sector
- e) Sport and recreation sector
- f) Arts and culture sector
- g) Health and welfare sector
- h) Food security sector
- i) Gender, aged and disabled sector

- j) Youth development sector

Sectors linking into the community development

- a) Tourism sector
- b) Transport sector
- c) Agriculture sector
- d) Local economic development/business sector

Community Safety Forum

The purpose of the Community Safety Forum

Community Safety Forums are designed to target the root causes of particular types of crime at local level. It is common knowledge that crime stems from a host of factors such as lack of opportunities and recreation, poor family structures, inadequate by-law enforcement and police visibility, inadequate housing infrastructure and unemployment. This suggests that greater control and coordination is required within and amongst all spheres especially relating to matters of safety and security.

Objective of the Breede Valley Community Safety Forum

- a) Provide for communities (through organisation structures) to participate in the development and local planning and monitoring of safety plans
- b) Promote closer cooperation and access to basic services at local level in order to improve living conditions and community cohesion
- c) Support and enhance crime prevention and public education programmes in partnership with relevant organs of state and communities

Functions of the Breede Valley Community Safety Forum

- a) Develop a local social crime prevention capacity
- b) Conduct a safety audit and develop a Local Crime Prevention Strategy and Plan
- c) Facilitate linkages of the Local Crime Prevention Strategy and Plan
- d) Coordinate, oversee, monitor and evaluate the implementation of Local Crime Prevention Strategy and Plan programmes or projects

Community development sector

- a) Update and maintain the Civil Society Database
- b) Initiate a CSO establishment programme to help strengthen all sectors in the Breede Valley
- c) Do a community needs assessment in all towns, wards and communities within the Breede Valley municipal area apart from the IDP of the municipality
- d) Draft and design plans and programmes to address the needs and challenges as identified in all wards
- e) Bring all community organisations to one platform to discuss matters pertaining to community development and all related aspects

Education sector

- a) 32 860 enrolled pupils in all schools within the Breede Valley
- b) Programmes must be designed to help convert the enrolment to tertiary institutions over next few years
- c) Promotion of the JPI must take place between the municipality, Department of Education and tertiary institutions.
- d) Learner support programmes must be introduced at a lower level across the board at all schools
- e) More matric learners must get access to bursaries
- f) More career expos must be conducted throughout the year to assist learners to decide earlier on their career fields

Early childhood development sector

- a) Currently there are 172 ECD and aftercare facilities registered on the database at Department of Social Development
- b) The municipality is responsible to create or make available space or facilities for ECD
- c) A process to identify land/plots for ECD facilities must be initiated throughout all the wards and communities in the Breede Valley. This must be done in conjunction with Department of Social Development and all ECD forums in the Breede Valley
- d) Application form must be designed to help speed up the application process
- e) An education drive or awareness drive must be conducted in all communities to help educate communities on starting an ECD
- f) An Annual ECD Summit must be conducted

Sport and recreation sector

- a) Establishment of the Breede Valley Sport Forum must be prioritised
- b) Sports development programmes must be rolled out in all communities and wards
- c) The MOD Centre programme must be extended to more schools in the Breede Valley
- d) Department of Cultural Affairs and Sports must be approached for additional assistance with sports development in all communities within the Breede Valley, including all farms

Arts and culture sector

- a) This is a very wide-spread sector and in some instances somewhat underdeveloped
- b) Not all communities form part of this sector and a lot more promotion for this sector must still be done
- c) The few arts and cultural activities in the Breede Valley must be supported more and the sector must get access to every available funding opportunity possible
- d) The Department of Cultural Affairs and Sport must come on board and assist the municipality and all other stakeholders in this sector to help develop the sector
- e) The Thusong Centre can play a leading role in this regard and can be used as the vehicle to drive this programme

Health and welfare sector

- a) The health and welfare sector can be considered equally important as the food security, housing and employment segments in the Breede Valley
- b) This sector gives us an indication of the wellbeing of the communities
- c) It allows us to measure to a certain degree the level of dependency of our communities

- d) It also gives us a guideline in terms of how we as a municipality should go about planning with and for the communities in the Breede Valley
- e) This sector also needs to be brought together and discuss the burning issues on a regular basis
- f) We do have a health and welfare forum but not all stakeholders are involved yet
- g) Annual summits can be a possible suggestion to help get this sector better organized

Gender, aged and disabled sector

- a) This sector is probably the most attended to sector within the Breede Valley
- b) The Association for People with Disabilities is recognised by the BVM
- c) Although this sector is well organised, a lot more still needs to be done in terms of including the disabled in the business of the municipality
- d) Documents must be printed in brail for the blind to read, etc.
- e) Transport for the disabled remains a challenge and the municipality can do a bit more to support the disabled in this regard
- f) The safety of the disabled remains a challenge is not always included in the safety plans developed for the communities
- g) This sector remains open for a lot more development
- h) Physically challenged persons must be awarded the platform and opportunity to be heard and seen and their inputs must be recorded, and their needs be prioritised along with those abled bodies in all communities
- i) It is of utmost importance that we engage the disabled sector with the same amount of energy and effort we put in for all other sectors

Youth development sector

- a) The youth development sector in the Breede Valley is still very unorganised
- b) There is too little youth development taking place in the communities
- c) Not enough youth development organisations in the communities
- d) Little to no recreational facilities or activities in the communities
- e) A Youth Development Policy must be approved and adopted by Council
- f) Partnerships for youth development must be established with all levels of government
- g) Development in the Breede Valley must be the centre point for all planning
- h) Development must be seen through a youth lens
- i) BVM should play a bigger role in the development of the youth in all wards
- j) Ward Committees must include youth members on the committees
- k) The IDP of the Breede Valley Municipality must be open and youth development coordinated
- l) Job creation for the youth must high on the priority list of all wards and efforts must aligned with this to ensure that we eradicate poverty not only among our youth but across all age groups within all wards

Religious sector

- a) This sector must be considered as a top or main priority
- b) The religious sector is very well established and has been around for a very long time in around the community

- c) This sector can be utilised as a game changer and we need to ensure that we allow this sector to take its rightful place within all communities
- d) The youth must be motivated to seek religious refuge when everything else fails
- e) We must encourage the church to help facilitate the process of change we all want to see happen in the community
- f) More exposure must be given to this sector
- g) More support must be given to this sector
- h) This sector must be allowed to help create social cohesion in our communities

Although the sectors listed below do not have a direct impact on the development of our communities, we believe that certain sections and aspects within these sectors do play a significant part in our communities and have an effect in the day-to-day living in the communities.

Local economic development/business sector

- a) The Breede Valley Municipality has a LED Strategy that speaks to our local communities
- b) This strategy aims to assist the SMMEs and big businesses
- c) The business model pertaining to the Worcester Business Forum must be re-assessed in order to ensure that this forum is re-established as it can play an essential role in local business development and support
- d) Small business development must take place on an ongoing basis
- e) The municipality also needs to ensure that more local businesses benefit via our supply chain department, by ensuring that local businesses are equipped in a manner that will enable them to favourably respond to opportunities presented by the municipal spend (strategic procurement)
- f) Youth-owned businesses must get more exposure across all sectors and we need to facilitate this process
- g) Females must be encouraged to also get involved and start their own businesses

Tourism sector

- a) This sector is strongly linked to the LED sector
- b) We have a wide variety of tourism attractions throughout the Breede Valley of which the wine and hospitality industry are considered by many as the leading attraction
- c) The tourism office provides general assistance and information on well-established facilities, but more can be done to bring the B&Bs in the townships and other communities on the map
- d) The exposure level must be enhanced, and more people must be encouraged to get involved in tourism

Transport sector

- a) This sector is certainly one that still needs a lot of development
- b) Our road infrastructure needs a lot of attention in all communities especially in the rural communities like Avian Park and Zwelethemba. These communities have been struggling for a number of years with untarred roads, potholes and no traffic calming measurements
- c) Public transport is considered by many as unsatisfactory and unaffordable
- d) Many community members do not have access to these facilities and in some cases prefer to hitch-hike from point A to B, especially in De Doorns. Other communities closer to Worcester CBD would much rather walk to town

- e) Road safety will always be a constant concern in all communities and arrive alive campaigns must be conducted in all wards and communities in the Breede Valley
- f) We have a very visible traffic department at the municipality to enforce the laws of the road

Agriculture

- a) This sector should become more accessible to the locals
- b) Black farmers must be developed
- c) More support must be given by the local municipality to farm owners
- d) Subsidies and grants must be made available to everyone within this sector
- e) Department of Agriculture must play more pivotal role in ensuring food security within the Breede Valley
- f) Assistance and broader coordination must take place to help create better opportunity with regard to food security in the communities
- g) Food security must be all-inclusive throughout all communities
- h) All soup kitchens in all wards must be linked to community food gardens run by community members
- i) These food gardens must become sustainable and the municipality must play a facilitating role to ensure that food gardens get proper support

Plans and programmes and projects per sector

PROGRAMME	PROJECT	PROJECT ACTIVITIES	PARTNERS	PROGRESS
1. Youth development	1. Establishment of youth forums in all towns	1. Identify all youth structures 2. Set up meeting with relevant stakeholders 3. Elect youth representatives per town 4. Provide capacity building 5. Conduct workshops to draft TOR 6. Formalise all forums 7. Do strategic planning and develop a plan of action	1. BVM 2. DSD 3. CWDM 4. Civil Society 5. DOCS 6. DOH 7. DOE 8. SAPS	Establishment of Rawsonville, Touwsriver, Zwelethemba and De Doornns started in 2019. First engagements were held and will continue in 2020
	2. Develop a Youth Development Policy for BVM	1. Meeting between relevant stakeholders 2. Consultation with all youth development structures 3. Drafting of policy 4. Submission of draft policy to council 5. Public participation process 6. Getting policy approved	BVM Departments: 1. Office of the MM 2. CDO 3. DSD	Completed. Will be reviewed after the establishment of the Municipal Youth Forum

PROGRAMME	PROJECT	PROJECT ACTIVITIES	PARTNERS	PROGRESS
		7. Linking policy with strategic plan of action		
	3. Youth Skills Development	1. Ward-based youth skills assessment 2. Identify service providers 3. Identify youth participants 4. Design and compile training programmes	1. BVM 2. DSD 3. CWDM 4. DOE 5. Training Companies 6. Business Sector	Implementation to commence after establishment of the Youth Forum
	4. Substance abuse awareness programmes	1. Identify relevant stakeholders 2. Identify problem areas 3. Conduct community engagements 4. Set up support groups 5. Run awareness campaigns 6. Create links with relevant rehab centres 7. Refer addicted youth to facilities if possible 8. Public education	1. BVM 2. DSD 3. CWDM 4. Civil Society 5. DOCS 6. DOH 7. DOE 8. SAPS	Local Drug Action Committee established. Terms of reference to be developed. Will resort under the Community Safety Forum
	5. Youth Focal Units/ Youth Café	1. Identify land or municipal buildings 2. Identify relevant stakeholders 3. Obtain funding from relevant departments 4. Design programmes for these cafes and units	1. BVM 2. DSD 3. Cape Access 4. Thusong Programme 5. CWDM 6. Worcester Business Forum	Implementation in process. Building was identified, building plans were drafted. MOU signed and submitted to Department of Social Development
	6. Youth Development Through Sport	1. Municipal sports days for youth 2. Inter-flat sport tournament 3. Vlakkie cricket sport programme 4. Community sport programmes	1. BVM 2. DSD 3. DCAS 4. WBF 5. CSOs	Community sport facilities established; implementation ongoing. EPWP caretakers appointed at all

PROGRAMME	PROJECT	PROJECT ACTIVITIES	PARTNERS	PROGRESS
				RSEP community sport fields. Inter-ward sport days must still be developed
	7. Youth Development Summit	<ol style="list-style-type: none"> 1. Consult with all youth development organisations 2. Identify relevant partners 3. Do logistical arrangements 4. Conduct the summit 	<ol style="list-style-type: none"> 1. BVM 2. DSD 3. All youth development organisations 	The first youth development summit will be conducted after establishment of the Municipal Youth Forum
2. Community Safety Forum	1. CSF Plenary meetings	<ol style="list-style-type: none"> 1. Schedule four meetings with all relevant stakeholders 2. Schedule 12 monthly Steering Committee meetings 	<ol style="list-style-type: none"> 1. BVM 2. CSF 3. DOCS 4. WBF 	Municipal Community Safety Summit was held in November 2019. Safety Plan was drafted and will be submitted to the Department of Community Safety.
	2. Public Participation	<ol style="list-style-type: none"> 1. Publish safety tips 2. Implement community safety programmes and projects as identified 3. Enhance holiday programmes 	<ol style="list-style-type: none"> 1. BVM 2. CSF 3. DOCS 4. WBF 	The CSF will draw up a new strategy
	3. CCTV Cameras	<ol style="list-style-type: none"> 1. Secure budget 2. Advertise the tender 3. Appoint service provider 4. Implement project 	<ol style="list-style-type: none"> 1. BVM 2. CSF 3. DOCS 4. WBF 	Funds was requested from CWDM, awaiting feedback CCTV cameras have been installed in CBD
	4. Community Safety Summit	<ol style="list-style-type: none"> 1. Consult with all community safety organisations 2. Identify relevant partners 3. Do logistical arrangements 4. Conduct the summit 	<ol style="list-style-type: none"> 1. BVM 2. DOCS 3. SAPS 4. CPF 5. CSF 6. CSO 	Completed, summit was held on 07 November 2019

PROGRAMME	PROJECT	PROJECT ACTIVITIES	PARTNERS	PROGRESS
	5. School Drill Squad Competition	<ol style="list-style-type: none"> 1. Set up a meeting with relevant stakeholders 2. Identify interested schools 3. Setup meeting with Chrysalis Academy 4. Conduct a general meeting 5. Train drill instructors 6. Assign instructors 7. Arrange competition 8. Follow up with all schools 	<ol style="list-style-type: none"> 1. BVM 2. Chrysalis Academy 3. SAPS 4. Traffic Dept 5. DOE 6. All High Schools 	Completed
3. Early Childhood Development	1. ECD Summit	<ol style="list-style-type: none"> 1. Set up a meeting with DSD 2. Call a joint planning session with all relevant stakeholders 3. Secure date and venue 4. Public participation process 5. Conduct the summit 	<ol style="list-style-type: none"> 1. BVM 2. DSD 3. ECD Forums 	The first summit was held in 2019. Follow up session will be scheduled for 2020
	2. Identify land for ECDs	<ol style="list-style-type: none"> 1. Convene a meeting with relevant departments 2. Community drive to identify available land in all wards 	<ol style="list-style-type: none"> 1. BVM 2. DSD 3. ECD Forums 	Ongoing
	3. ECD Mapping project	<ol style="list-style-type: none"> 1. Setup meeting with Adam Steer 2. Consult with DSD 3. Schedule session per town to do the mapping 4. Create a digital map per ward of all ECDs 	<ol style="list-style-type: none"> 1. BVM 2. DSD 3. ECD Forums 	Collaboration with DO MORE and Lima Foundations to complete the mapping process
4. Food Security Programme	1. Community Food Garden project	<ol style="list-style-type: none"> 1. Meeting with Department of Rural Development 2. 15 food gardens identified 3. Secure funding and support institutional gardens in all five towns 	<ol style="list-style-type: none"> 1. BVM 2. DLARD 3. DOA 	15 Food gardens supported with equipment. New gardens must be identified for support.
	2. Soup Kitchen Database	<ol style="list-style-type: none"> 1. Consult with DSD to obtain a current list 2. Setup meeting with Department of Agriculture 	<ol style="list-style-type: none"> 1. BVM 2. DLARD 3. DOA 	Engagements with external institutions took place in 2019 and

PROGRAMME	PROJECT	PROJECT ACTIVITIES	PARTNERS	PROGRESS
		3. Draw up plan to link soup kitchens to food gardens		will commence in 2020.
5. Sport Development Programme	1. Establish Sport forums in all Towns	1. Identify all relevant sport organisations 2. Call meetings per town 3. Conduct workshops per town 4. Establish sport forums per town 5. Establish Breede Valley Sport and Recreation Association	1. BVM 2. DCAS 3. CWDM	Still to be implemented
	2. Youth Development Through Sport	1. Conduct municipal youth sports days 2. Arrange sport coaching clinics at River View and Roodewal flats 3. Sport workshops 4. Inter Town Youth Sports Tournaments	1. BVM 2. DCAS 3. DOE 4. CWDM	Ongoing
	3. Mayoral Cup sport tournament	1. Gain buy-in from all high schools 2. Secure sponsorships 3. Call a competition meeting 4. Draw up tournament structure 5. Do logistical arrangements 6. Run tournament	1. BVM 2. DCAS 3. CWDM	Still to be implemented
	4. Informal sport games: Vlakkie Cricket	1. Call meeting with all clubs 2. Identify needs and gaps 3. Draw up a plan of action 4. Strengthen the existing structures	1. BVM 2. DCAS 3. CWDM	New committee established. More support must be given to Vlakkie Cricket
	5. Sport Sector Summit	1. Consult with all sport structures 2. Identify relevant partners 3. Do logistical arrangements 4. Conduct the summit	1. BVM 2. CWDM 3. DCAS	Still to be implemented
8. Community Development Programme	1. Civil Society Database	1. Design a community-based organisation database	1. BVM 2. CDWs	In process of updating database. Ongoing

PROGRAMME	PROJECT	PROJECT ACTIVITIES	PARTNERS	PROGRESS
		2. Invite all organisations to register on the BVM CBO database 3. Update and maintain database	3. Ward Committees 4. DSD 5. CBOs	
	4. Community Development Summit	1. Consult with all CBO structures 2. Advertise and extend invitations to the summit 3. Do all logistical arrangements 4. Confirm attendance to the summit 5. Conduct the summit	1. BVM 2. DSD 3. MSAT 4. CBO's 5. CWDM 6. Media	Still to be implemented
9. Vagrants Programme	1. Homeless people Survey: ongoing	1. Setup a database 2. Update the database monthly 3. Conduct monthly meetings with relevant stakeholders	1. BVM 2. WBF 3. DSD 4. YWAM 5. SAPS 6. CSO 7. Worcester Standard 8. Valley FM	Completed
	2. Street Children project	1. Conduct a meeting with stakeholders 2. Setup a steering committee 3. Draw up a project plan 4. Engage with relevant partners 5. Form partnerships 6. Draft a programme 7. Implement said programme	1. BVM 2. Office of the Mayor 3. DSD 4. WBF 5. SAPS 6. DOE 7. CSO 8. Valley FM 9. Worcester Standard	Ongoing
	3. Responsible giving campaign	1. Public education 2. Regular adverts over radio 3. Newspaper articles 4. Conduct regular session with all stakeholders	1. BVM 2. Office of the Mayor 3. DSD 4. WBF 5. DOE	Ongoing. Better coordination is needed, and a champion must be appointed to assist

PROGRAMME	PROJECT	PROJECT ACTIVITIES	PARTNERS	PROGRESS
			6. SAPS 7. CSO 8. Valley FM 9. Worcester Standard	the municipality on a daily basis
10. Community Profiling	1. Community Profiling and Mapping Campaign	1. Schedule a joint planning meeting with all relevant partners 2. Draw up a schedule and plan of action 3. Obtain all necessary resources 4. Conduct the community profiling and mapping project	1. BVM 2. DSD 3. MSAT 4. Stellenbosch University	Still to be implemented
11. Gender and Disabled Sector	1. Gender and Disabled sector Summit	1. Consult all structures 2. Determine the need for such a summit 3. Identify all relevant stakeholders 4. Do all logistical arrangements 5. Conduct the summit	1. BVM 2. DSD 3. NID 4. NIB 5. MSAT 6. CWDM	Still to be implemented
12. Arts and Culture Sector	1. Breede Valley Arts and Culture Festival	1. Consult all existing programmes 2. Do a joint planning session with all relevant groups and forums 3. Draft a programme for such a festival 4. Do all logistical arrangements 5. Host the Breede Valley Arts and Culture Festival	1. BVM 2. Arts and Culture groups 3. DCAS 4. CWDM	In process of establishing an Arts and Culture Forum. Two rounds of adverts were placed in local newspaper, inviting individuals and groups to register on a database
	1. Training and capacity building programme	1. Determine the capacity building needs 2. If need be, design and conduct a programme	1. BVM 2. CWDM 3. DCAS	In process of establishing an Arts and Culture Forum

Table 69.: Plans and Programmes and Projects per Sector

Covid-19 will have a significant impact on the social wellbeing of most citizens throughout BVM, particularly the most vulnerable. As a result, the municipality will seek to strengthen its social support services over the next year, on a case-by-case basis. This will be done by engaging with key stakeholders throughout society, but particularly those operating within the social sector, to ensure that a collaborative and focused approach is formulated that will adequately support the most vulnerable within society during these challenging times. The municipality commends the initiative taken by various business and civil organisations in response to the Covid-19 pandemic.

PROGRAMME 7.1 (B): IMPLEMENTING THE YOUTH DEVELOPMENT STRATEGY

Youth are the heart and future of the Western Cape economy. Yet, the life chances of many young people are blighted. Thus, youth development has been high on the transformation agenda of the country's democratic government since 1994, as reflected in the White Paper on Reconstruction and Development (RDP) which states that youth development must generally:

“Focus on education and training, job creation, and enabling young people to realise their full potential and participate fully in the society and their future. It must restore the hope of our youth in the future, and in their capacity to channel their resourcefulness and energy into reconstruction and development. “

Government also established institutions to drive youth development by developing and implementing additional youth focused policies and programmes. The draft National Youth Policy (2014 – 2019) was established. It addressed policy gaps and persistent challenges that hamper young people from enjoying and exercising their full political, human, social and economic rights in a just, free and democratic South Africa.

On provincial level, the Western Cape Department developed a youth development strategy (2013) which guides the municipalities in mainstreaming youth development into their policies, plans, programmes and management practices. The objectives of the strategy are:

- To guide municipalities on designing, implementing and monitoring of youth development.
- To support municipalities and local government role-players to mainstream youth development into their plans and programmes.
- To provide a legislative framework on which youth development programmes can inform local government to plan, implement and monitor youth development processes.

This BVM Youth Policy was developed within this national and provincial context. It draws on existing policy directives to inform and guide the mainstreaming of youth development in all of the policies, programmes and plans of Breede Valley Municipality. It promotes the full participation of youth in mainstream socio-economic activities and acknowledges youth as both – beneficiaries of services, and agents of change.

The policy is structured as follows:

- Context within which the policy was developed.
- Reflects the definition of youth, the vision, goal, principles and expected outcomes of the BVM Policy
- Framework of youth development and the strategy pillars

- Addresses monitoring and evaluating implementation and impact of the BVM Policy

- The **vision** of this policy speaks to identified challenges of youth and the approach that will be applied in facilitating youth development. It also draws on the visions of national and provincial youth development documents.

The Vision

“Promoting an integrated skill full and sustainable platform for Youth development through active participation.”

The Mission

“To develop sustainable opportunities through skills, Economic development and viable growth.”

Principles

The policy endorses all the principles contained in the NYP 2014 – 2019; i.e.:

- **Accessibility** – young women and men of diverse backgrounds must access resources and services crucial to their total development.
- **Responsiveness** – all youth development service providers should respond to the needs and concerns of young people and be guided by the intention to act in their best interest thus maximising their human potential.
- **Holistic** – youth development initiatives must encompass all aspects of a young person’s life and respond to their physical, psychological, social, economic and spiritual needs within the socio-political environment thus ensuring that they gain the necessary knowledge, skills and experience required to ensure a smooth transition into adult life.
- **Integration** – the need for different key role-players such as government, civil society, private and business sectors to coordinate their efforts to ensure greater impact in developing young people.
- **Diversity** – youth development interventions must recognise and acknowledge the diverse backgrounds that young people come from and celebrate the roles played by different agents of socialisation, tradition, culture and spiritually in the development of young women and men.
- **Non-discriminatory** – all youth development initiatives should not discriminate against young people on the basis of age, gender, race, sexual orientation, disability or any other form of discrimination as enshrined in the Constitution of the country. This principle acknowledges the impact of socialisation and promotes respect for human rights.
- **Sustainable development** – young people’s assets, potential, capacity and capability must be maximised so that they can respond effectively and efficiently to life’s challenges without compromising the ability of future generations to meet their own needs.
- **Transparency** – institutions and organisations involved in youth development should operate in a transparent and accountable manner.
- **Participation and inclusion** – service providers must design policies, strategies and programmes for and with young people by sharing information, creating opportunities and involving them in decision-making as active participants in their own development. Young people should own the outcomes of the development process and should view human rights as a fundamental basis for human development.
- **Social Cohesion** – youth development interventions should promote inclusion of young people as a significant part of societal structures by involving them in democratic and nation-building activities.
- **Youth Service** – young people should be involved in meaningful activities which benefit communities whilst developing their sense of patriotism and their abilities through learning and service.

- **Redress** – it is essential to recognise the different ways in which young people have been affected by the injustices of the past and address these injustices through equitable policies, programmes and resource allocation.

Structural poverty and inequality, crime, constrained choices and inadequate life chances, the absence of networks and support often results in a sense of hopelessness, an inadequate sense of self, high tolerance for risk- and risk-taking behaviour. Therefore, one of the primary goals of a youth development policy must be to give young people in this municipality a real and imminent sense of possibilities, increase their access to a pool of life chances and assist them in developing the immanent personal agency to carry them through life's challenges as they grow into productive adulthood. The BVM youth development policy provides a framework for all stakeholders to work together effectively to increase the rates of transition to successful adulthood. It provides a local goal, six objectives, four pillars of action and a series of programmes to achieve the ongoing, continuous support required to support young people in making the various transitions to adulthood.

The framework focuses on what is needed to support positive youth development at scale and cost-effectively. With this lens it is biased towards supporting and expanding the life chances of those youth who want to make positive responsible choices

7. STRATEGIC PILLARS

No.	Pillar	Rationale	Objective
1	Youth and skills Development	Training impact on young people's ability to find work and also the levels of income they can command. Access to quality education for all the Breede Valley Area's youth is therefore key to levelling the playing fields.	To ensure youth are literate, numerate and prepared for life and work.
2.	Economic Opportunity	Productive adulthood requires participation in the labour market. Youth bear a disproportionate burden of unemployment and require intermediation to assist them enter the labour market.	To provide opportunities for youth to have expanded work and labour market projects.
3.	Youth, Social Development and youth social cohesion	- A positive sense of self is rooted in a sense of identity and belonging. In functioning societies youth are afforded a variety of opportunities to develop this sense of self. In dysfunctional contexts youth often fail to create a sense of belonging. Given the endemic gang culture in the province this pillar focuses on providing alternative positive peer networks. Develop programmes that facilitate tolerance and acceptance of different races, culture and create a united society.	- Building the social capital and networks of youth. - Strengthening their identity, building their self-esteem, developing a sense of belonging.
5.	Youth Excellence and International networking	Reward and acknowledge youth that exceed in live. International exchange programs.	International networking among youth to create a global youth family. Promote future leaders.

For each pillar in the strategic framework an outcome/objective and set of programmes has been developed. As stated in the introduction, these draw on the range of excellent work.

PILLAR 1: YOUTH AND SKILLS DEVELOPMENT PROGRAMMES:

Outcome	Objective	Proposed projects	Proposed activities and tasks	Progress
Every young person has access to opportunities to develop practical and economically valuable skills	Every young person who is not academically inclined is able to develop economically useful and valuable skills.	Partnership with educational institutions.	Career Counselling services, skills development. Training institutions partner with business and government to strengthen connections between skills and work including in-service training opportunities.	Successful career exhibitions conducted for Grade 12 learners. More career exhibitions throughout all towns will be arranged on a regular basis.
Young people with incomplete schooling are supported with bridges into training and work.	Skills intermediation: Bridging programme for out of school youth which feed into skills or internship programmes	FET colleges Learnerships through all SETAs		Still to be implemented
Skills programmes and capacity building		Conduct a study on existing skills amongst youth. Conduct research on skills in demand in the market. Liaise with other local government bodies and private sectors to workshop skills programmes such as: - vocational programmes - ICT training programme - short skills programme targeting out of school and unemployed youth. - entrepreneurial skills - enrichment programmes on parenting skills, conflict resolution and problem solving in wards. Develop and implement exhibitions and workshops about education, skills development and capacity building.		Still to be implemented

Outcome	Objective	Proposed projects	Proposed activities and tasks	Progress
Learners in further education receives academic and social support	Bursaries	Develop and implement a bursary strategy and plan that is responsive to the human resource development needs of BVM. Develop and implement a system for tracking the progress and sustainability of youth that have benefited from bursaries awarded to them. Identify and link youth with opportunities for bursary programmes offered by private sector institutions.		Still to be implemented
Driver's license programme		Liaise with other partners and service providers to bring this opportunity to selected youth.		Rawsonville learners & driving license project currently running

Table 70.: Pillar 1: Youth and Skills Development Programmes

PILLAR 2: YOUTH AND ECONOMIC DEVELOPMENT PROGRAMMES:

Outcome	Objective	Proposed projects	Proposed activities and tasks	Progress
To provide opportunities for youth to have expanded work and labour market prospects	To provide opportunities at scale for young people to enter the job market.	First jobs programmes providing new labour market entrants with a job linked using subsidies e.g. youth wage subsidy, skills and work and pay	Opportunities created for youth through EPWP providing access to job opportunities by creating a jobs4u website. The jobs4U website must be more accessible to companies and the private sector	Liaison with EPWP office must be arranged as the JOBS4U programme is no longer operational
Subsidised work opportunities to enable every young person who wants to work to work.		Employment works: A public-private partnership to provide subsidised work opportunities at scale to young people.		Liaison with LED office must take place to assess the practicality and feasibility of this matter in a holistic manner

Outcome	Objective	Proposed projects	Proposed activities and tasks	Progress
To provide services and networks to assist youth access jobs.		Job intermediation: To provide bridges into employment through intermediation services and work readiness training		Partnership with NYDA and other stakeholders must be established
Create partnerships with relevant government departments	Create a platform for direct interaction between the youth of the Breede Valley and government	Financial planning programmes must be offered to the youth in our communities Micro management programmes must be available in the communities Job shadowing programmes must be initiated Access to jobs and business Career counselling		Detailed planning session must be arranged with relevant departments and specific projects and programmes will be developed in line with existing strategies
	Youth business development programme	Funding for young entrepreneurs.	Training programmes: Finance, Marketing and Production SMMEs development programme	Still to be implemented. Liaison with LED Office and external departments
	The promotion of job creation and business opportunities for the physically challenged youth in the Breede Valley	Specials needs programme	Access to employment opportunities Access to business opportunities and mentoring programmes Access to funding	Still to be implemented. Liaison with LED Office and external departments

Table 71.: *Pillar 2: Youth and Economic Development Programmes*

PILLAR 3: YOUTH, SOCIAL DEVELOPMENT AND SOCIAL COHESION PROGRAMMES:

Outcome	Objective	Proposed projects	Proposed activities and tasks	Progress
Every youth will have a better self-esteem, building their confidence and sense of belonging.	Create access to social media, participation in decision-making.	Community Police Forum. Establishment of Youth Forums Establishment of BVM Youth Council	Develop and implement a Youth in Governance project that includes interaction with young people through social media and workshops on the importance of the IDP and an annual youth council session. Establish a youth council and programme and provide a platform for ward youth leaders to participate in, and share BVM programmes and projects. Facilitate the active participation of youth as members of, and in activities of Community Police Forums. Participation in Community Safety Forum activities: substance abuse awareness programmes, youth crime prevention programmes Awareness programmes on	Currently busy with the establishment of the youth forums that will ultimately run all the youth development programmes and projects as identified within this policy

Outcome	Objective	Proposed projects	Proposed activities and tasks	Progress
			relevant and current issues in the community Establish and maintain partnerships with rehabilitation facilities Life skills programmes Youth leadership camps Fatherhood + parental guiding programme Arts and culture support programmes Youth ward leaders Youth sports development programmes	
	Youth with disabilities	Skills development for the physically challenged youth Inclusion of physically challenged youth in all municipal programmes	Training and educational programmes Arts and culture support programmes Sports development programmes for the physically challenged youth	Planning sessions with the APD must still be arranged to discuss detailed programmes for person with disabilities

Table 72.: Pillar 3: Youth, Social Development and Social Cohesion Programmes

PILLAR 4: YOUTH EXCELLENCE AND INTERNATIONAL NETWORKING PROGRAMMES:

Outcome	Objective	Proposed projects	Proposed activities and tasks	Progress
International networking among youth to create a	Reward and acknowledge youth that excel in life.	International exchange programmes.	Approach Aalst City regarding exchange programmes.	Still to be implemented

Outcome	Objective	Proposed projects	Proposed activities and tasks	Progress
global youth family. Promote future leaders.	Partnership with international institutions.	Reward ceremonies for youth that excel in sport and academics. Youth Festivals	Identify exceptional performers in schools/colleges. Celebrating youth achievements on a municipal level	

Table 73.: Pillar 4: Youth Excellence and International Networking Programmes

Roles and responsibilities of municipal structure and officials

Municipal structures as well as officials have a big role to play in promoting youth development. They represent political commitment to youth development. It is therefore critical that their roles and responsibilities are clarified.

Table below sets out these roles, which must be implemented and monitored.

Role-players	Roles & Responsibilities
Executive Mayoral Committee / Council	<ul style="list-style-type: none"> • Provide political leadership for youth development • Ensures that the positions to drive youth development are filled and function effectively • Approve municipality programme and youth-focused IDPs • Approve budgets for youth development • Advocate for youth development
Portfolio Councillor: Youth	<ul style="list-style-type: none"> • Ensures that ward councillors champion youth development in their wards. • Champion youth development in the ward with support from ward committees
Ward Youth Forums/ Ward youth representative	<ul style="list-style-type: none"> • Champion youth development at ward level. • Support coordination of youth initiatives at ward level. • Promote participation of youth in planning, decision-making and governance processes
Municipal Manager	<ul style="list-style-type: none"> • Ensures that municipality plans, projects and programmes mainstream youth development. • Provides oversight and capacity development to the youth unit. • Advocate for integration and mainstreaming of youth in all municipality programmes • Support the establishment and functioning of Youth Forums

Role-players	Roles & Responsibilities
IDP Manager	<p>Ensure that:</p> <ul style="list-style-type: none"> • The IDP process allows for the voices of young people to be heard and their opinions considered • Various IDP components mainstream youth development • Youth development is mainstreamed through an implementation and monitoring of the IDP • To ensure that youth development reflects in SDBIP
IDP Representative Forum	<p>Ensure that communities and stakeholders are represented and are able to express their concerns and opinions in respect to youth development.</p>
Director: Community Services	<p>Ensure that sector plans, programmes and projects mainstream youth development.</p>
Municipal IGR Forum	<ul style="list-style-type: none"> • Coordinates and monitor implementation • Ensure that sectorial groups, interest groups are represented.
Community Development Officer	<ul style="list-style-type: none"> • Coordinating community-level processes in respect of youth development and service delivery • Ensuring that participation mechanisms are sufficiently accessible and sufficiently proactive to enable the participation of youth in governance, planning, service delivery and monitoring. • Coordinating the youth unit and forums. • Coordinating the jobs4u project. • Creates a platform for interaction among the youth on all levels of society • Prepare and submit budget inputs for youth development • Coordinate the spending of youth budget in consultation with all relevant stakeholders

Table 74.: Roles and Responsibilities

The purpose of the BVM Youth Policy is to address the status quo by strategically guiding the mainstreaming of youth development in all policies, programmes and plans of the Breede Valley in particular. Effective and consistent implementation of this policy should deliver the expected outcomes of the policy; which; collectively will create a better life for all youth in the Breede Valley Area.

Upon conclusion of the community participation process of the 1st draft of this policy, it was made clear that the youth of the Breede Valley wants to be developed. They want to develop themselves and want to be part of all developmental activities related to their future.

To honour the intent and objectives of this particular policy, committed leadership, strong political will and active participation from the youth and all other relevant stakeholders is fundamentally required. In addition, all implementers must be held accountable for the successful implementation of the policy.

Mainstreaming HIV/Aids and gender equality

Gender mainstreaming in any sector/issue requires developing an understanding of the gender perspectives related to that area of work and identifying the entry points in the methods and procedures of work for paying adequate attention to these gender perspectives.

Gender analysis must be considered as one of the most basic requirements for gender mainstreaming – ensuring that differences and inequalities between women and men are identified before any decisions are taken, including decisions regarding the goals, strategies and activities to be undertaken and the allocation of resources.

One very basic requirement would be that all statistics related to HIV/Aids – infection rates, mortality rates, etc. – should be disaggregated by gender (as far as practically possible). Similarly, any indicators developed should incorporate attention to gender perspectives. The gender perspectives in terms of causes of poverty, impact of poverty and possible coping strategies need to be considered. However, it should be kept in mind that women must not solely be seen as vulnerable but should be regarded as potential actors and change agents within society. Therefore, the active mobilisation of women and support for their efforts can both enhance the social, economic and political empowerment of women and support preventative strategies and strategies to address the consequences of HIV/Aids.

Plan of action:

1. Discussion with all departments must take place
2. Plan of action must be drafted and widely consulted
3. Implementation must be directed from a strategic level to help ensure that we adhere to the abovementioned strategy

PROGRAMME 7.1 (C): CREATING A 1-STOP SERVICE DELIVERY HUB AT UNOBUNTU THUSONG SERVICE CENTRE AND HEX VALLEY THUSONG SATELLITE CENTRE

Background

Many South Africans are faced with the challenge of eradicating poverty. It is not only a poverty of a materialistic nature concerned with daily survival, but a poverty of information to develop them.

The information people need to improve themselves and their lives, irrespective of where they are, is often kept in offices of executives and are written in publications in languages foreign to the people it intends to serve. It is under these circumstances that our people are referred from pillar to post, often at great expense and across long distances, for services they rightly deserve.

Therefore, in 1997, the Unobuntu Thusong Service Centre was launched in the community of Zwelethemba to service the Breede Valley to a certain extent with the objective of: Identifying community information and social needs, facilitating access to government services, providing useful information to communities, providing a platform for two-way dialogue

between government and people, enhancing the decentralisation of services, ensuring proper management of government resources (financial and human) and ensuring a responsive government.

It is with these objectives in mind that our Thusong Centre has endeavoured for almost 20 years to not only give our community members access to information, but to try and address the issue of poverty by empowering our youth, women, disabled and other vulnerable groups in our community.

The Thusong Centre turned over a new leaf in 2014 with new management, new ideas and fresh initiatives and the impact of these changes can already be felt. The building is currently undergoing maintenance for the first time, access control is implemented on a daily basis, an events calendar is drawn up every year and many events have already taken place. To name few, the plumbing learnership, good parenting initiatives, food gardening etc. The outreaches are being conducted in all four corners of BVM by Unobuntu Thusong Service Centre. We recently hosted two outreaches which were a major success. One in De Doorns and one in Zwelethemba. This is done to put practicality behind government ideology of bringing services closer to the people.

The centre complies with all guidelines from the provincial office and adheres to six pillars of the provincial government in an attempt to get our administration in order and keep it up to date. Since implementing the access control system, there has been an increase in the number of visits per day and per month from a mere 460 in September 2014 to a total of 4 683 in December 2017 and a total of 3 159 visits during January 2018. This number was reached through Cape Access, which assists young community members who seek information on higher education institutions. Recently Cape Access opened its doors for UNISA students to do their assignments and other related activities. These figures are a clear indication of the success of the systems put in place at the centre. General and routine cleaning takes place according to a schedule and members of the public extended their gratitude towards the staff for the extra effort they've put in.

In addition to ensuring that the centre is well maintained, effective plans and programmes need to be implemented. The events calendar has been drafted to not only draw more visitors, but also to deliver a better and higher standard of service to our people. Our focus is therefore not on the number of visits to the centre, but rather on the number of satisfied customers after their visit to the centre. For this reason, it is critical that all tenants or service providers understand that it is crucially important that the quality of services they provide to the community are above standard in order for us to achieve this objective.

The purpose of the Thusong Service Centre

The Thusong Service Centre is better known as the MPCC (multi-purpose community centre) which in itself indicates that the centre was designed and built to serve more than one purpose. The Thusong Service Centre was built to become the one-stop shop for our community and the Unobuntu Thusong Service Centre is committed to this vision.

How do we contribute to this purpose?

We intend to contribute to this purpose by going back to the basics, which is to ensure that we create an environment where the public can receive the services they need at little or no expense. However, as times are changing, and technology taking

the centre stage in our society, demands for upgrading and installation of new technological equipment like Wi-Fi hotspots, ticket coupons, etc. are constantly increasing. It is in this regard that the MPC must not only be featured on 5-year plan within BVM, but also on a yearly basis so that we can overcome the challenge of traffic within the centre. To guide us in this, certain changes had to be made and these small adjustments are currently allowing us to achieve better results in most areas of the Thusong Centre. The newly appointed coordinator ensures that the new systems and procedures are functional and monitored on a daily basis and by doing so, we strive to perform well and achieve good results with a committed workforce.

We can only serve our purpose if we deliver on the centre's objectives and ensure that we maintain good and healthy relationships with the stakeholders involved in our Thusong Centre. Based on the monthly reports submitted, we can see a significant change in the daily operation at the centre. Not only do we have more feet walking in and out of the centre, but we also have more departments becoming interested in setting up an office and become part of this new journey we have embarked on. On this premise, it is imperative that consideration be given to the expansion of the centre by means of constructing new/additional offices. The department argues that the centre should expand in line with population growth, which is a current phenomenon within the hosting and adjacent communities that are utilising this facility.

The services offered at the centre includes –

- Cape Access E-centre
- Department of Local Government (CDW programme)
- Department of Communications (GCIS)
- Department of Social Development
- Post Office
- BVM offices
- Valley funerals Services
- Hernell Funerals Services
- Zwelethemba Arts and Culture
- Sinethemba Support Group
- Community Food Gardening Project
- Community gym
- Aerobics
- Local Churches
- Local Choirs

Departments that showed interest in renting space in the centre include:

- Department of Home Affairs
- Department of Cultural Affairs and Sport
- Department of Labour
- Private Businesses

Unobuntu Thusong Service Centre's vision:

The transformation and the expansion of the centre will boost local economic development as it will create work opportunities and also attract more investors to invest in local products and create a sustainable, self-empowered community. Looking at the current development of the business corridor in Zwelethemba, the MPC could also be included in this development as it has a portion of unused land within its premises. This could mean that more facilities can be built, e.g. banking outlets, retail outlets, community art centre, and gaming facility for the kids. This vision is in line with the provincial Department of Local Government's aim of reinventing the Thusong programme.

This is a clear indication that we are moving in the right direction in terms of bringing the services closer to the people. We also host a number of community-based organisations on a daily basis that use the facility for free with the authorisation from the office of the Executive Mayor. This adds to the long list of things we do at the centre to ensure that we give everyone access to our facility, e.g. numerous groups and companies present their training at the centre and this helps us to market and attract more visitors to the centre on a daily basis.

Action Plan

Activity	Action taken	Progress	Comments
Competent, dedicated person in charge	<ul style="list-style-type: none"> Community Development Officer appointed 1 Oct 2014 to head up the Department of Community Development Thusong Centre manager appointed 1 Nov 2014 to manage the TSC 	100%	Appointments made as scheduled
Budget allocation	<ul style="list-style-type: none"> Operational Grant Funding – R222 000 received from Provincial Department 2014-2015 Maintenance grant funding – R100 000 received from provincial Department of Local Government 2016-2017 Maintenance grant received from DLG – R100 000 (2018-19) Thusong Service Centres Grant (Sustainability: Operational Support Grant) – R220 000 (2019/20) 	100%	100% spent
Maintenance responsibility	<ul style="list-style-type: none"> TSC Coordinator assigned to oversee and implement maintenance at the centre 	100%	Cleaning schedule in place
Access control / security	<ul style="list-style-type: none"> Daily access control sheets are signed at security Wendy house for security officer at the gate New fence installed around the centre 		Access control sheets ensure that we are aware of the number of clients that visit the centre

Activity	Action taken	Progress	Comments
Vandalism	<ul style="list-style-type: none"> Since new security measures were put in place, no incidents reported 	100%	Security officers were instructed to patrol the entire building
Detailed annual activities programme	<ul style="list-style-type: none"> Annual events calendar and submitted to Director and Province 	100 %	
Management oversight (community)	<ul style="list-style-type: none"> Advisory Board was established in January 2015 Minutes and attendance register submitted 	100%	Advisory board will assist with the marketing and other aspects of the TSC in conjunction with the Coordinator
Improvement of reporting (monitoring and evaluation)	<ul style="list-style-type: none"> Monthly reports submitted to CDO Quarterly report submitted to Province 	100 %	Monthly reports submitted 3 rd Quarterly
Maintenance programme	<ul style="list-style-type: none"> Maintenance programme was drawn up. Scheduled to be concluded by end of February 	100 %	65% progress on implementing
Lease register (expiry dates of contracts)	<ul style="list-style-type: none"> Lease register maintained Current list of all tenants and their status submitted on monthly basis in monthly reports 	100 %	List is up to date Constant communication with Finance and Legal department with regard to the status of all accounts of the tenants
New business plan / business model	<ul style="list-style-type: none"> Business plan completed 		New business plan was concluded in December 2020

Table 75.: Action Plan – Thusong Centre

Programme over the short to medium term includes:

1. Thusong Centre relaunch – 27 March 2015
2. Start with a mobile Thusong outreach programme
3. Host municipal outreach days
4. Formulation of partnerships with relevant stakeholders
5. Unobuntu Thusong Service Centre online information booklet (https://issuu.com/gqibile/docs/utsc-information_booklet_5c54998b6476fa)
6. Free Legal advice
7. Access to housing database

Future programmes to be considered:

The Thusong Centre serves as an adequate platform for initiating and promoting economic development within the local community due to the manner in which the facility is structured and functions. On this premise, the unit proposes the following future economic projects (amongst others) to be considered for implementation and roll-out at the Centre:

Envisaged Project	Required Resources	Anticipated Cost	Duration
Brick Production	Machinery	R80 000	3 Years
Welding for Women	Machinery, Accredited Training Institution, Appropriate Venue	R500 000	1 Year
Sewing	Machinery, Venue for Classes	R200 000	1 Year

Table 76.: Proposed Economic Development Projects at Thusong Centre

It should be noted that these are proposed projects. Further research and engagement (internally as well as with external role-players) will have to be conducted in order to develop feasible project proposals that will underpin the overall objective of stimulating economic growth by means of exploiting the functionality offered by the Thusong Centre.

How do we integrate service delivery?

At the Unobuntu Thusong Service Centre we believe that the service we offer must be of such a nature that any person who enters the facility will walk out fully satisfied with the service they received. Over the years, the Thusong Centre has in most cases become the first reporting office for community members. Some of the complaints and issues include blocked drains, burst water pipes and shack fires. We deal with most government departmental queries as well as municipal issues pertaining to the basic services in the community.

We play a key role in relaying these matters to the relevant departments and also assist community members regarding feedback on issues reported. It is equally important that we continue to provide this point of contact for the community, and also ensure that we continuously educate the public on certain matters, and if we are not in a position to assist, we make sure that the clients get referred to the relevant department or official to assist them.

Assistance from the Department of Local Government, Directorate: Service Delivery Integration

The Thusong Centre received an operational grant of R222 000 in November 2014 and a further R100.000 in 2017, which has enabled us to perform many operational and maintenance tasks over the last two years. Coupled to this, the DLG allocated an additional R220 000 in the 2019/20 financial year to renovate and tile the centre. We are accountable towards the DLG in terms of the spending of this grant and are required to attend all provincial engagements relating to the Thusong programme. We submit quarterly reports to province and monthly reports to the Director Community Services at the municipality.

Roll-out of Thusong Service Centre programme

At this point the focus and all attention is on getting the facility and the services we offer at the centre to a high standard that will be easy to achieve and maintain. Discussions between the centre and other partners have taken place on a few occasions to explore the possibility of making the centre more mobile. The provincial department currently has a mobile Thusong unit and is rolling out the mobile outreach programme in various other municipalities. Once we have the centre fully functional and ready, we would like to start with our own outreach programme for the Breede Valley. This will include services being extended to as far as Touwsrivier and all the farms surrounding the valley. Due to the vast area of

the Breede Valley, it is almost impossible for all communities to access the Thusong service, but we hope that with a mobile outreach programme we might begin to close the gap and also meet the needs of those individuals. In 2020 the Thusong Service Centre submitted a proposal to the DLG in the province to have a Satellite Thusong Service Centre in De Doorns. Feedback / approval from the department is awaited, however, there is a strong possibility that his request will be favourably considered in the 2021/22 financial year. The Breede Valley Council approved the establishment of the Hex Valley Thusong Satellite Centre, earmarked to serve as the new Multi-purpose Resource Centre in De Doorns. Various programmes will be hosted at the facility and the centre will offer a new range programmes to all community members to empower themselves.

In conclusion

The Ubuntu Thusong Service Centre and all staff members have adopted a new attitude and a new look and mechanisms that will enable us to perform our duties better, to deliver a service of high quality to the public and make sure that we serve the people of Breede Valley. With proper planning and better financial support, we can take this Thusong Centre to greater heights.

With the formulation of partnerships, IGR and the commitment towards continued empowerment of the service, providers we can achieve a lot more over a shorter period of time. We therefore urge all stakeholders and role-players to come to the table and join hands with us, so that we may take our Thusong Centre from strength to strength.

PROGRAMME 7.1 (D): EXPANDING THE BASKET OF FREE SERVICES

Council will supply an indigent subsidy, in line with national government regulations and guidelines, to assist the poorest households in the community to receive a basket of basic municipal services either free or rebated, to thereby make basic municipal services available to all. Indigent subsidies are available only to domestic households where the total income of owners/tenants and spouses is equal or less than the eligible brackets (threshold), as contained in the tariff schedule, as determined by Council annually. The subsidy will be available to households legally occupying premises and legally consuming municipal services.

Funding

The source of funding for the indigent subsidy is the Equitable Share contribution to the municipality made by the government from the national exchequer. In exceptional circumstances this can be supplemented from other revenues. Council will determine the subsidy amount or percentage, per service category, per household, on a year-to-year basis taking into account the Equitable Share allocation. The subsidy allocation must be contained in the tariff schedule and must be reviewed annually with the annual budget and tariffs. The subsidy will be widely publicised by Council.

Services

Subsidised services, on a rebate (percentage basis), will be the following:

- assessment rates
- refuse removal
- sewerage

Subsidised services, on a free basic service (consumption basis) will be the following:

- electricity
- water

Subsidised services, on a rebate (percentage basis), will be the following:

- rental

Households that qualify for an indigent subsidy:

- will be required to consent to a prepayment electricity meter, the cost of which will be covered by Council
- households that exceed 20 kl of water per month and are in arrears may have a restriction apparatus fitted to their water supply
- the indigent debtor will be responsible for payment of the difference between the subsidy received and the standard tariff determined by Council annually.

Household eligibility

Households become eligible for the indigent subsidy/rebate by an approved application, annually, on a specific municipal application form, after which screening and ongoing auditing will occur. Approval of the indigent subsidy will only occur once the information provided by the applicant has been verified. This form will require at least the following data:

- Information of owner of household
- Physical and postal address
- Telephone details (if applicable)
- Listed gross monthly income of the owner and spouse, with proof (pay slip, grant proof, etc.)
- Ownership of business or second properties
- Applicant must sign that he/she has had municipality's indigent subsidy explained to them; that they are aware that the provision of fraudulent information is an offence
- In the case of claims of unemployment amongst adults, proof attested by the Department of Labour or an affidavit from the SAPS in this regard must be attached
- Three months' bank statements
- Consent to verify information externally

If the owner is deceased, the following is required to be eligible for a subsidy:

- Owner's death certificate
- The total income of the main tenants/occupants of the house must be less than the eligible brackets (threshold), as contained in the tariff schedule, as determined by Council annually.
- If the heir is younger than 18 years and has a guardian
- Child-headed household (minor or students)

Child-headed households are eligible for a subsidy:

- Where the parents of the household have died
- The main caregivers are younger than 18 years of age or are registered scholars or students
- The total income of the main tenants/occupants of the house must be less than the eligible brackets (threshold), as contained in the tariff schedule, as determined by Council annually.

- In the case where an executor of the estate is appointed and has jurisdiction over minor children, the executor would be required to make provision for payment of the account.

Notwithstanding the requirements for annual application as stated above, the 2020/2021 Indigent Register will be carried over to the 2021/2022 financial year and only verification of the information will be conducted.

Exclusion

A household will be excluded from the subsidy if:

- the household head owns a business or a second property except if the second property is a vacant erf;
- the application was completed dishonestly;
- applicant reports a change in his/her circumstances which moves his/her household out of the eligibility brackets;
- ongoing audits suggest improvements in the financial circumstances of the household moving it out of the eligibility brackets.

Investigation: The municipality reserves the right to verify the details and may undertake an ongoing inspection of the applicant's household and any changes in that household's circumstances must be reported. Applicant must attest to the above before a Commissioner of Oaths. The municipality may use the service of outside service providers including, but not limited to, the use of reputable credit bureaus.

Auditing

The indigent subsidy will be activated after the indigent application has been received. An initial inspection of the applicant household by the municipality's designated officials may be done within three months of implementation. Follow-up inspections may be performed within nine months to determine changes in household circumstances. Such inspections will be conducted by individuals designated by the Chief Financial Officer and they will make recommendations on whether the subsidy should be continued or discontinued. The Chief Financial Officer or his/her nominee shall decide on the discontinuation of a subsidy.

The access to free basic services is summarised according to the different services as specified in the following table:

Free basic services to low income households									
Year	Number of households								
	Total	Households earning less than R4 500 per month							
		Free basic water		Free basic sanitation		Free basic electricity		Free basic refuse	
		Access	(%)	Access	(%)	Access	(%)	Access	(%)
2019/20	28 353	8 891	100	8 891	100	8 891	100	8 891	100
2020/21	30 616	9 556	100	9 556	100	9 556	100	9 556	100

Table 77.: Free Basic Services to Low Income Households

PROGRAMME 7.1 (E): IDENTIFYING NEW SPACES FOR CEMETERIES

There are 14 cemeteries in the Breede Valley area that resort under the jurisdiction of the municipality. Seven cemeteries are operational (one in each of the four towns, as well as Sandhills and Zwelethemba and the pauper cemetery named Hartebees in Worcester), five officially closed and two are full.

Cemetery	Air Space	Status		
		Open	Full	Closed
Hartebees	Sufficient	Yes		
De Wet			Yes	
Worcester Prison Cemetery				Yes
Le Seuer Street Cemetery (Old)				Yes
Worcester New Cemetery	Sufficient	Yes		
Touwsrivier (Town Cemetery)				Yes
Steenvliet	Touwsrivier extension in planning stage	Yes		
Zwelethemba	Approximately 1 year airspace available	Yes		
Sandhills	Sufficient	Yes		
Aan De Doorns Cemetery				Yes
Rawsonville Cemetery	Approximately 2 years airspace available	Yes		
De Nova Cemetery				Yes
Weltevrede (De Doorns)	Sufficient	Yes		
Old De Doorns Municipal Cemetery			Yes	
Total		7	2	5
<i>Source: BVM Annual Report 2020/21</i>				

Table 78.: Status of Cemeteries

Breede Valley Municipality has started the process of expanding one of the cemeteries in Touwsrivier. A portion of land owned by the municipality has been identified and the rezoning is in the process of completion. In addition, Breede Valley Municipality is investigating the possibility of expanding capacity at the Zwelethemba cemetery in Worcester (1 year estimated airspace available). Land has also been acquired to expand capacity at the Rawsonville cemetery (expanding the estimated available airspace with an additional 2 years). Meticulous and proactive planning and identification of available land and/or airspace is imperative to ensure that the municipality is able to render this service in a sustainable and dignified manner. This need has been emphasised by the Covid-19 pandemic and uncertainty linked to future occurrences of a similar nature.

CHAPTER 8: THE INCLUSIVE MUNICIPALITY

INCLUSIVE

Breede Valley plans, in consultation with all residents and partners, to create and stimulate social cohesion, to restore hope and to break down social divisions.

This strategic pillar underscores the strategic intent of Breede Valley Municipality to create and stimulate social cohesion and break down mistrust and social divisions that may be a result of our divisive past. Breede Valley strives to encourage public participation and create mechanisms to involve citizens in decision-making, thereby restoring hope for marginalised communities.

Breede Valley Municipality has identified the following strategic objective to drive the realisation of the inclusive municipality:

STRATEGIC OBJECTIVE 4: TO PROVIDE DEMOCRATIC, ACCOUNTABLE, GOVERNMENT FOR LOCAL COMMUNITIES AND ENCOURAGE INVOLVEMENT OF COMMUNITIES AND COMMUNITY ORGANISATIONS IN THE MATTERS OF LOCAL GOVERNMENT

The objective above will be unpacked in more detail below, and will be pursued through the implementation of the following lead programmes and interventions:

PROGRAMME 8.1: CREATING ENGAGED COMMUNITIES

PROGRAMME 8.1 (A): ENCOURAGE PUBLIC PARTICIPATION

Legislation

The Municipal Systems Act, Act 32 of 2000, *Chapter 4, Section 17 (2)* stipulates that municipalities must establish appropriate mechanisms, processes and procedures to enable the local community to participate in the affairs of the municipality. Chapter 5, Section 29, Subsection 1(b) provides for consultation with the community on its development needs and priorities, thereby involving the community to actively participate in the drafting of the integrated development plan.

Background to public participation process

Clear legislative guidelines on the consultation mechanisms and processes with communities and stakeholders are provided that must be followed by municipalities. Breede Valley Municipality incorporated these core principles in the 5th Generation IDP Process Plan (inclusive of the 2022/23 IDP/Budget/PMS Time Schedule) that was approved by Council on 25 January 2022 (resolution C16/2022). The process preceding Council's adoption of the 5th Generation IDP was therefore informed by comprehensive strategic planning coupled with thorough consultation with all 21 wards, informed by a comprehensive community developmental needs list.

Structured community consultation

The Public Participation Policy approved by Council in 2015 serves as a guideline to ensure structured community consultation:

PREAMBLE

The Breede Valley Municipality acknowledges its commitment to the development of a culture of municipal governance that complements formal representative government with a system of participatory governance (Municipal Systems Act, Section 16). The municipality has an obligation to establish appropriate mechanisms, processes and procedures to enable the local community to participate in the affairs of the municipality in terms of the provisions of the Local Government: Municipal Systems Act (Act 32 of 2000) (Section 17).

PURPOSE

The purpose of the policy is to provide for mechanisms by which citizens may participate in the affairs of the municipality; to communicate available mechanisms, processes and procedures to communities to encourage and facilitate public participation; to fully mainstream public participation in Breede Valley's municipal processes; and to ensure openness, transparency and accountability on the part of the Council, its political structures and its administration by providing for citizens to exercise their right to public participation.

DEVELOPMENT OF A CULTURE OF COMMUNITY PARTICIPATION

In giving effect to Section 16 of the MSA and as set out in the policy, the municipal manager must ensure that for this purpose: The municipality encourages and creates conditions for the local community to participate in the affairs of the municipality, including in –

- The preparation, implementation and review of its integrated development plan;
- The establishment, implementation and review of its performance management plan;
- Consideration of draft by-laws;
- The monitoring and review of its performance, including the outcome and impact of such performance;
- The preparation of its budget; and
- Strategic decisions relating to the provisioning of municipal services.

The municipality employs sufficient staff members, other than councillors, who may help in informing and educating the local community about the affairs of the municipality, particularly in the areas referred to in Section 16(1)(a), taking into account special needs, as defined in Section 17(2) of the Systems Act.

That all staff members, including councillors, are trained in the basic knowledge of the areas referred to in Section 16 of the MSA.

The municipal manager may establish a working group consisting of councillors and previously trained staff members to administer the training of new staff and councillors under Section 16 of the MSA.

MECHANISMS, PROCESSES AND PROCEDURES

The municipal manager must notify the public of all the available methods for public participation (MSA, Section 18). Notification may take the form as provided for in this policy. The municipality must, when implementing methods for public participation, provide –

- For a staff member to help members of the community who cannot read or write;
- Appropriate access to public meetings for people with physical disabilities;
- For the special needs of women and other disadvantaged groups;
- A translator, after having assessed the language preferences and usage and where appropriate.

COMMUNICATION OF INFORMATION CONCERNING COMMUNITY PARTICIPATION

The provisions of Sections 17 to 21 of the Systems Act shall apply.

METHODS FOR PUBLIC PARTICIPATION

The municipal manager must inform the community of any available public comment procedures through which community members can voice their opinions and views on any affairs of the municipality that requires the community's input, which may include, but is not limited to –

- Public meetings by the Council and other political structures and office bearers of the municipality;
- Consultative sessions with locally recognised community organisations; and
- The submission of written public comments.

Invitation for public comments and open sessions

When the municipality considers and deliberates on any of the following issues, it must hold open sessions to which the public and interested organisations must be invited to submit their views on –

- The identification of needs of the community;
- Strategies, programmes and services to address priority needs through the IDP;
- The development, implementation and review of Council's performance management system, the setting of appropriate key performance indicators and performance targets;
- Proposed tariffs, as contemplated in Section 74 of the Systems Act, as well as its Credit and Debt Control Policy
- Decisions on mechanisms for the rendering of services through service delivery agreements, as contemplated by Section 76(b) of the Systems Act

The municipal manager must, after the Council has held an open session on any of the matters contemplated in this policy or other relevant legislation and after the conclusion of the session concerned:

- Formulate a full report thereon together with any advice or recommendations the Council may deem necessary or desirable.
- Make copies of the report available to the community in one or more of the following manners -
 - by publication in the local newspaper;
 - by making a copy available at all the libraries in the municipal area;
 - by posting a copy on the notice boards at the council's offices; and
 - by providing every councillor of each ward with copies for distribution to communities.

The municipal manager must ensure that the report is published according to the council's language policy for the municipality.

Public participation meetings by the Council

- * The municipal manager must on appropriate notice and in a manner provided for in this policy notify the community of any public participation meeting.
- * Any such public participation meeting must take place within 14 (fourteen) days of the municipal manager having notified the community, unless otherwise specified.
- * Public participation meetings for wards 1 to 21 will be held separately.

Notification of the public

Whenever the Council –

- * Holds a meeting as provided for under this policy;
- * Holds a session about any matter contemplated in this policy or any relevant legislation;
- * Holds a public meeting on any other matter decided by the Council that warrants notification of the community in terms of this policy in a reasonable period –

Copies of all notices as contemplated in this policy must be posted:

- * On the notice boards at the Council's offices;
- * At all libraries in the municipal area;
- * In the local newspaper or newspapers of the municipal area; and
- * At ward information centres or other places as may be determined.

Notification of councillors

- Ward Councillors will be notified in writing 14 days in advance of public participation meetings that will be conducted by the municipality in their wards.
 - Councillors will be required to sign a receipt of notification of such meetings, which will be filed by the IDP Office.
 - Promotional material in the form of flyers to be distributed in the wards will be handed to Ward Councillors or anyone designated by the ward councillor.
 - Comments via electronic mail
-
- * The municipal manager, if it is in the confines of the municipality's resources and capacity, must provide the public with a central e-mail address, whereby members of the local community may submit written comment directly to the municipality on any matter referred to in this policy and/or other relevant legislation.
 - * The municipal manager must ensure that the comments are addressed regularly and collated by a member specifically allocated to this task.

VENUE FOR PUBLIC MEETINGS

The municipal manager must ensure that the municipality makes use of an appropriate venue for any public meeting as provided for in this policy in terms of –

- * The size of the venue after gauging and taking into consideration the approximate number of people who might be attending;
- * The location of the venue and access to it via public and private transport;

- * The number of staff members of the Council to be made available to ensure the smooth administration of the meeting;
- * The provision of security, if designated by the ward councillor, for both the members of the municipality as well as members of the local community attending the meeting;
- * The provision of a sound system or public address system to facilitate effective participation by all in attendance;
- * The provision of appropriate audio and visual aids such as microphones, screens, data projector and laptops to ensure effective information sharing;
- * The provision of at least one roving microphone and a minimum of three microphones in the venue to ensure that all inputs are audible;
- * The provision of interpreting services at all venues, when required;
- * The arrangement of appropriate transport arrangements for community members to all venues, in close collaboration with Ward Councillors;
- * A mayoral committee member/ward councillor in attendance at a public meeting will be responsible to open the meeting;
- * Ward Councillors will act as chairperson/co-chairperson and manage public participation meetings in their respective wards;
- * Political office bearers present at a public meeting will be required to take up seating in front of the meeting hall next to administration personnel;
- * A director or municipal representative will be required to be in attendance at public participation meetings;
- * Access to the venue will be carefully controlled at the entrance to deal with unruly individuals;
- * Ward Councillors will be briefed on the agenda prior to ward engagements and IDP public meetings;
- * A community member will be afforded a maximum of three opportunities of no longer than three minutes to give inputs at a particular public participation meeting. However, the chairperson of the meeting has the discretion to deviate from this stipulation;
- * At the request of a councillor, an audio recording can be made of a public participation meeting, which will be filed by the IDP Office within three days of such a recording having been made;
- * Ward Councillors are required to conduct quarterly feedback sessions to inform the ward community of progress made with priority needs identified in the IDP;
- * The IDP Office will be responsible for all logistical arrangements at IDP public meetings.

COMMUNICATION TO LOCAL COMMUNITY

When anything must be notified by the municipality through the media to the local community under this policy or any other applicable legislation, it must be done through one or more of the following –

- * In the local newspaper or newspapers of the municipal area and in the appropriate language for the area;
- * By means of the local radio station, Valley FM;
- * By means of the distribution of flyers and pamphlets at points determined by the ward councillor/ward committee;
- * By using loud hailing as a public address (PA) system;
- * Announcement(s) at public meeting(s);
- * Displaying posters at all ward information centres.

GENERIC COMMUNICATIONS PLAN FOR PUBLIC PARTICIPATION MEETINGS

ACTION	RESPONSIBLE
• Advertisement in the Worcester Standard	IDP / Communication
• Interview – local radio station	Communication
• Ward Councillor/ Ward Committee interaction	Ward Councillors
• Loud hailing	IDP / Traffic Department
• Pamphlets	IDP / Communication
• Website	Communication
• Facebook	Communication
• Municipal notice boards (buildings/ libraries)	Communication
• Community announcements – local radio station	Communication
• Request to main stakeholders such as Worcester Business Forum etc. to inform their members and employees	IDP /Communication
• Internal e-mail system – informing personnel	Communication
• SMS	Communication

COMMUNITY PARTICIPATION IN THE INTEGRATED DEVELOPMENT PLAN

- * Once the Council has formulated a process set out in writing to guide the planning, drafting, adoption and review of its integrated development plan, the municipal manager must, through appropriate mechanisms, processes and procedures set out in this policy, consult the local community before adopting the process;
- * The notification to the local community may take place in a suitable manner provided for in this policy;
- * The notification must inform the community about their rights and duties for input required on the integrated development plan as well as how the community may go about commenting on such a process (MSA Section 18);
- * The notice should also include the particulars of the process which the municipality intends to follow;
- * The municipal manager must ensure that the publication which sets out the process specifies a date, time and/or place or where the input from the community may be submitted;
- * Ward priority needs must be identified at a full community meeting and/or ward committee meeting per ward;
- * Once the municipality has finalised its integrated development plan under Section 25 of the Systems Act, it must within 14 (fourteen) days after its adoption give notice to the public in a manner provided for in this policy, as well as make available copies of or extracts for public inspection at specified places and publish a summary of the plan in the local newspaper.

Mechanisms and processes

The senior management team (Executive Mayor and Mayoral Committee, the Municipal Manager and Directors) of the Breede Valley Municipality plays an integral role in the preparation of the IDP. Their main roles and functions are to:

- Engage in strategic discussions regarding the implementation of the five-year plan for the respective functional areas.
- Evaluate progress made in the implementation of the process plan and initiate corrective action where necessary.
- Evaluate the impact of the integrated development plan.
- Review and refine the vision of the Breede Valley Municipality.

- Ensure that the vision is incorporated at the IDP Representative Forum and in the IDP.
- Refine and review IDP objectives, strategies and projects for consideration by the Breede Valley IDP Representative Forum and the incorporation thereof into the integrated development plan.
- Consider the infrastructure investment plan.

The IDP planning process, which included strategic engagements with the political executive, senior management and other departments, was scheduled as follows:

Date	Engagement	Content of Strategic Session/Workshops and Meetings
21 February – 10 March 2022	Strategic Planning: Council, Mayco, Executive- & Middle Management	<ul style="list-style-type: none"> □ Review of the strategic intent □ Scenario Planning with the outcome envisioned for the Municipality □ Situational analysis conducted for four major towns regarding constitutional municipal functions □ Strategic analysis with the respective directorates regarding internal and external issues that impact on key performance areas
16 February 2022	Technical Integrated Municipal Engagement	<ul style="list-style-type: none"> □ Obtain and share information on sector projects □ Share municipal priorities with sector departments to inform and guide future settings □ Foster alignment between municipal, provincial and national government □ Present and share information on financial allocations
10 May 2022	Strategic Integrated Municipal Engagement	<ul style="list-style-type: none"> □ Provincial assessment of the IDP & Budget documentation □ Robust engagement between the Provincial Government & municipality on the findings / recommendations raised by provincial departments. □ Findings / recommendations that the municipality concurs with, will be considered and incorporated in the respective documents

Table 79.: Municipal Strategic Planning Sessions and Meetings

IDP/Budget Steering Committee

The IDP/Budget Steering Committee guides and coordinates the development and implementation of the IDP/Budget process, from conception to preparation of both the IDP and Budget, for Council's consideration. The committee determines the framework and principles to be considered during the preparation/planning process.

The IDP/Budget Steering Committee is established through the prerogative of the Executive Mayor. The political representatives are selected by the mayor and the mayor directs the municipal manager on which administrative officials should form part of the process. The terms of reference are therefore set by the mayor in collaboration with the municipal manager.

The Executive Mayor calls and leads all meetings of the steering committee, whilst the administration takes responsibility for minutes and recording of minutes during meetings. The following table describes the list of active participants and their designations in the IDP / Budget Steering committee.

IDP/BUDGET STEERING COMMITTEE			
	Name	Surname	Portfolio
1.	Antoinette	Steyn	Executive Mayor
2.	Wouter	Meiring	MMC IDP/Budget
3.	Frank	Van Zyl	Speaker
4.	David	McThomas	Municipal Manager
5.	Roddrick	Ontong	Chief Financial Officer
6.	Raymond	Esau	Director Strategic Support Services
7.	Jaco	Steyn	Director Engineering Services
8.	Seon	Swartz	Director Community Services
9.	Deelin	Naidoo	Director: Public Services
10.	Andre	Crotz	Manager: Budgets & Costing
11.	Berdine	Volschenk	Senior Manager Financial Planning
12.	Chad	Malgas	Manager: IDP/PMS/SDBIP

Table 80.: IDP/Budget Steering Committee

Ward Committees

Ward Committees are established to represent the interests of the ward/community and provide active support to Ward Councillors during the execution of their functions as the elected ward representative in Council. The involvement of ward committees as elected representative structures in the IDP Review process is regarded as very important, as these structures are instrumental in identifying ward developmental needs in the respective wards. Ward committees in Breede Valley play a significant role in the IDP/Budget process and are capacitated during the planning process to allow better understanding of the IDP and budget process, including how they should articulate their roles after the plans are approved by council.

In the context of the IDP/budget process, ward committees, as official mechanisms of council, are mandated and tasked to identify the most important existing community needs in their wards and prioritise them in order of priority, with the top five priorities (subject to the feasibility thereof) to be considered for budget preparation. The table below is indicative of status pertaining ward committees per ward.

Ward Number	Committee Established: Yes / No
1	Yes
2	Yes
3	Yes
4	Yes
5	Yes
6	Yes
7	Yes
8	Yes
9	Yes

Ward Number	Committee Established: Yes / No
10	Yes
11	Yes
12	Yes
13	Yes
14	Yes
15	Yes
16	Yes
17	Yes
18	Yes
19	Yes
20	Yes
21	Yes

Table 81.: Ward Committee Status per Ward

Public engagements on IDP & Budget related matters

Public engagements throughout BVM (from an IDP & Budget perspective, excluding ward committee engagements and public feedback sessions by Ward Councillors) are conducted in accordance with the approved Public Participation Policy. It provides an opportunity for communities to identify and prioritise their needs in collaboration with their respective ward councillors and committees. In addition, it serves as point of departure towards promoting and stimulating participatory democracy.

In respect of the prioritisation of ward needs, a general rule of thumb is that the municipality will consider the first five priorities per ward for implementation within a particular financial period (subject to the feasibility thereof). However, in instances where any of the top-five priorities are deemed to be impractical, the municipality reserves the right to consider lower listed priorities for implementation (again, subject to the feasibility thereof). Irrespective of the ultimate decision taken in this regard, communities will be consulted and informed accordingly through the applicable platforms provided. Communities are however sensitised to ensure that (throughout engagements and deliberations) the top-five priorities are feasible, practically implementable, and represents the collective need of the ward. In doing so, municipal resources can be allocated in a more efficient and equitable manner.

From an IDP & Budget perspective, two rounds of engagements are scheduled within a financial period. Delegations of the Mayoral Committee (political sphere) as well as Senior Executive- and Management Teams (administrative sphere) are commissioned to attend engagements (attendance is informed by the specific community priorities that have been identified). The first round of engagements are scheduled between October – November, and primarily seeks to provide:

- feedback to communities on the status of priorities identified for implementation within a current financial period (as at quarter 1); and
- opportunity for communities to identify new- and/or review existing priorities for consideration in the revised IDP and Budget of the ensuing financial period

The second round of engagements are scheduled between March – April, and seeks to provide:

- feedback to communities on the status of priorities identified for implementation within a current financial period (as at quarter 3);
- feedback and information to communities on Council’s Draft Budget for the ensuing financial period; and
- feedback to communities on the priorities (identified and/or reviewed during October/November) earmarked for implementation in the ensuing financial period.

The proposed engagement schedule is drafted by administration and consulted with all stakeholders involved in the process (politically & administratively). The proposed schedule and applicable logistical arrangements are specifically consulted and confirmed with each ward councillor and, upon approval, publicised in the local newspaper for public notification. In addition to this, loud hailing and pamphleteering are conducted within wards (upon request) to further sensitise communities of the scheduled engagements and associated logistical arrangements. In its effort to promote maximum community participation in this Council process, BVM provides transport to citizens (upon request and subject to reasonability thereof). Through this, BVM envisages to promote fair and equal opportunity for all citizens to participate in the consultation process.

Irrespective of the initiatives implemented (as stated above) to ensure maximum participation in community engagement sessions, low levels of participation remain a reality and great concern. In fact, this is a general sentiment shared by numerous municipalities throughout the country. Various factors contribute to the low levels of participation in Council’s public engagement initiatives. However, BVM remains committed towards reviewing current- and implementing new mechanisms which will enhance public participation during engagement sessions. The use of technology and integrated communication mediums are of particular interest and importance in this regard. The IDP/PMS department is currently investigating the efficacy of a technological solution that can be hosted on the existing Citizen Engagement App to aid in the drafting and prioritising ward priorities (external stakeholders) coupled with the preliminary feedback on the feasibility of priority requests, approval of feasible and realistic priorities for implementation and more frequent and transparent monitoring and reporting after implementation (internal stakeholders). The introduction of a technological solution will not replace traditional engagement mechanisms. It merely seeks to underpin existing engagement methodologies and promote greater transparency and accountability throughout the process whilst encouraging greater public engagement. As point of departure, the department drafted and published a questionnaire as part of the November/December 2021 public engagement process. At the closing date, 139 electronic and 53 paper-based community submissions were received. A separate sectoral questionnaire was circulated which yielded 7 responses. Although the quantitative analysis is not indicative of the efficacy of this process, the municipality certainly welcomes the level of interest and willingness of adoption shown by external stakeholders, which serves as validation that the introduction and addition of a technological solution will encourage greater levels of public participation. The questionnaires will become standard practice and incorporated into the envisaged technological solution. The engagement timelines will also be revised to ensure maximum participation and impact (i.e. by adequately informing resource requirements). The department anticipates introducing this solution upon commencement of the new financial period (i.e. 1 July 2022).

All inputs emanating from public consultation sessions, will be considered for inclusion in the IDP (subject to the feasibility thereof). In addition, the minutes of all public engagements will be availed for public scrutiny upon request. Citizens and stakeholders should however remain cognisant of the complex task relating to the transcription of public engagements. Nonetheless, BVM remains committed to provide adequate and accurate feedback to citizens on ward issues and matters discussed during such engagements. The technological solution proposed above, will also enable more frequent and real-time status reports on priority issues that have been approved for implementation.

On this backdrop, and coupled with the impact of the Covid-19 pandemic on public gatherings, the municipality has formulated the following engagement options that are presented and consulted with each ward Councillor prior to his/her engagement (note that the 2012/22 financial year is used as baseline to articulate an example):

Option	Process Description
Physical Engagements with Ward Committees and/or Public	<ul style="list-style-type: none"> • Ward Councillors and committee members are encouraged to engage their constituencies (in accordance with the Covid-19 protocols) in order to solicit their (community) inputs on priority need areas for consideration in the forthcoming financial period • Citizens are (in advance) encouraged to submit input on their priority needs (for consideration in the forthcoming financial period) to their respective Ward Councillor, committee member(s) and/or the municipal office. • Citizen are encouraged to utilize the following mechanisms to submit inputs: <ul style="list-style-type: none"> ○ Ward Councillor and/or committee member(s) <ul style="list-style-type: none"> ▪ via ward Whatsapp groups, BVM Citizen Engagement App, e-mail & telephone contact details, verbally, etc. ○ Municipal offices/officials <ul style="list-style-type: none"> ▪ via the official IDP e-mail address (idp@bvm.gov.za) or directly at the municipal office(s) for those unable to read and/or write (Covid-19 protocols observed) ▪ via the link: https://bvm.gov.za/page-templates-2/contact-us/ on the municipal website ▪ by commenting on the subject matter that was posted on the municipal Facebook page (comments solely relating to ward priority need areas, directly or indirectly, will be considered) ▪ by completing the municipal questionnaire (populated by means of Google Form) that will be created, enabling residents to capture detailed information pertaining to priority need areas within their respective wards • Engagements will be scheduled with each Ward Councillor and his/her ward committee or opened to the entire ward (informed by the ward Councillor's preference) where (1) the municipality will provide feedback, as at quarter 1, on priorities identified and endorsed for implementation during the 2021/22 financial period; and (2) identification of new-, and/or review of existing priorities for consideration in the 2022/23 financial period. All solicited community inputs will be considered during point 2. In addition, the current priority list (for 2021/22) will serve as point of departure towards adding, removing and/or amending the priority lists earmarked for implementation in 2022/23. • Engaging with smaller, yet duly mandated community representative groups, may enable greater emphasis on the prioritization of proposed priorities for consideration in 2022/23. On the contrary, opting for full public engagements may instill a sense of pride and

Option	Process Description
	<p>ownership amongst ward members as they are directly involved within and throughout the process. In turn, this may yield more qualitative outcomes on the premise of mutual participation and accountability.</p> <ul style="list-style-type: none"> Engagements can be conducted physically, however, a hybrid and virtual engagement model via MS Teams will enabled members of the municipal support team (particularly the Executive Management Team) and external stakeholders with access to the link, to sign-in and attend the remotely.
Hybrid Engagement	<ul style="list-style-type: none"> Upon Council's notification/approval of the draft IDP & Budget at the end of March, hard copies will be circulated to each municipal head office per town as well as all libraries. In addition, electronic copies will be uploaded on the municipal website for public access & scrutiny; An interactive video will be produced, providing a concise overview of the 2022/23 IDP and Budget. This video will be published on all municipal social media platforms as well as the municipal website; Citizens/stakeholders are encouraged to scrutinise this documentation/publication and submit their inputs/representations via the following mechanisms: <ul style="list-style-type: none"> directly to their respective ward Councillors, ward committee members via the ward Whatsapp groups, BVM Citizen Engagement App, e-mail & telephone contact details, verbally, etc. for internal consideration; via the official municipal e-mail addresses: <ul style="list-style-type: none"> IDP: idp@bvm.gov.za Budget: bvolschenk@bvm.gov.za or acrotz@bvm.gov.za; via the link: https://bvm.gov.za/page-templates-2/contact-us/ on the municipal website by commenting on the subject matter that will be posted on the municipal Facebook page (only comments relating to the subject matter and purpose, will be considered) by visiting designated municipal officials at municipal offices (strict adherence to Covid-19 protocols) to capture inputs (only applicable for citizens that cannot read and/or write, and unable to access any of the means mentioned above) Engagements will be scheduled with each Ward Councillor and his/her ward committee where (1) the municipality will provide feedback, as at quarter 1, on priorities identified and endorsed for implementation during the 2021/22 financial period; and (2) identification of new-, and/or review of existing priorities for consideration in the 2022/23 financial period. All solicited community inputs will be

Option	Process Description
	<p>considered during point 2. In addition, the current priority list (for 2021/22) will serve as point of departure towards adding, removing and/or amending the priority lists earmarked for implementation in 2022/23.</p> <ul style="list-style-type: none"> • Engaging with smaller, yet duly mandated community representative groups, may enable greater emphasis on the prioritization of proposed priorities for consideration in 2022/23. • As this option hinges on engaging a smaller constituent, the utilization of a hybrid methodology by means of virtual meeting links will enjoy preference. This option is heavily reliant on quality engagement and consultation work prior to the scheduled engagements, in order to ensure that all public inputs are duly considered.
General Note	<ul style="list-style-type: none"> • It should be noted that there is no singular solution and/or preferred approach in this regard. Public engagement is a unique and complex process that will often require a multi-functional/combined approach in terms of methodology to yield the intended outcomes of active citizen participation. BVM will therefore continuously assess and review its engagement framework and apply a methodology that is deemed fit, and informed by all stakeholders involved.

BVM's engagement schedules for November/December 2021 as well as the anticipated engagements scheduled in March/April, are indicated in the corresponding tables below:

Date	Ward	Type	Venue	Time	Ward Members	Support Staff
22-Nov-21	13	Public meeting	VGK Worcester South	18:00	12	4
22-Nov-21	15	Public meeting	NGK Worcester West	18:00	46	3
23-Nov-21	5	Public meeting	De Wet Church	19:00	20	5
23-Nov-21	16	Public meeting	Zwelethemba MPC	18:00	45	4
24-Nov-21	4	Public meeting	Orchard Primary School	19:00	34	4
24-Nov-21	9	Public meeting	VGK Worcester East	18:00	19	4
25-Nov-21	6	Public meeting	NGK Audensberg	18:00	33	3
25-Nov-21	7	Public meeting	Worcester Lions Club	18:00	22	3
29-Nov-21	10	Public meeting	AME Calvary	19:00	122	4
29-Nov-21	18	Public meeting	Zwelethemba MPC	18:00	36	4
30-Nov-21	11	Public meeting	BVM Civic/Indoor Centre	18:00	51	4
30-Nov-21	12	Public meeting	Little Theater	18:00	32	3
1-Dec-21	8	Public meeting	Zwelethemba Community Hall	18:00	49	5
1-Dec-21	17	Public meeting	Zwelethemba Community Hall	18:00	41	4
6-Dec-21	1	Public meeting	Steenvliet Hall	18:00	92	4
7-Dec-21	14	Public meeting	Victoria Park Primary School	18:00	58	3
7-Dec-21	21	Public meeting (note: meeting did not commence on request of the community and was subsequently rescheduled)	Breerivier High School	18:00	52	6
8-Dec-21	2	Public meeting	De Doorns MPC	19:00	23	5
8-Dec-21	19	Public meeting	VGK Rawsonville	18:30	58	4
9-Dec-21	3	Public meeting	De Doorns MPC	19:00	76	4

Date	Ward	Type	Venue	Time	Ward Members	Support Staff
9-Dec-21	20	Public meeting	Rawsonville Primary School	19:00	97	3
27-Jan-22	21	Public meeting (note: commencement of rescheduled engagement)	Breerivier High School	18:00	55	4

Table 82.: Public Meetings held in November – December 2021

Date	Ward	Type	Venue	Time	Physical Attendance (incl. Support Staff)	Virtual Attendance
Will be updated after March/April 2022 public engagements						

Table 83.: Scheduled IDP/Budget Consultation Meetings for March - April 2022

Levels of involvement

To enable the municipality to develop a strategic IDP document, the municipality promotes broader community participation within its municipal services area by utilising a number of mechanisms. These mechanisms strengthen internal and external communication:

Structure/ Publication	Frequency	Stakeholders	Objectives/ functions	Status
IDP Representative Forum	Quarterly	<input type="checkbox"/> 1 Nominated ward committee member per ward <input type="checkbox"/> 1 Ward Councillor <input type="checkbox"/> Executive Mayor and Speaker <input type="checkbox"/> IDP/Budget MMC <input type="checkbox"/> Municipal Manager and Executive Management <input type="checkbox"/> IDP Manager <input type="checkbox"/> Manager Performance Management	<input type="checkbox"/> Monitor IDP and budget process <input type="checkbox"/> Monitor IDP implementation process <input type="checkbox"/> Provide final input to IDP after ward/public consultation process <input type="checkbox"/> Establish IDP Representative Forum	<input type="checkbox"/> Currently non-functional <input type="checkbox"/> Structure will be re-evaluated, restructured and re-introduced based on best practices
Public meetings on IDP and Budget	Bi- Annually	<input type="checkbox"/> Executive Mayor and Councillors <input type="checkbox"/> Senior management personnel of municipality <input type="checkbox"/> Community	<input type="checkbox"/> To inform the community of council decisions, community rights and duties, municipal affairs etc. <input type="checkbox"/> To enable the community to inform the councillors and officials of their issues. <i>Inputs received during these engagements have been dealt with as described above.</i>	<input type="checkbox"/> Active
Council meetings (open to public)	Bi-Monthly	<input type="checkbox"/> Executive Mayor and Councillors <input type="checkbox"/> Senior management personnel of municipality	<input type="checkbox"/> To inform the community of council decisions, community rights and duties, municipal affairs etc.	<input type="checkbox"/> Active

Structure/ Publication	Frequency	Stakeholders	Objectives/ functions	Status
Special IDP and budget engagements	Annually	<input type="checkbox"/> Mayor and Councillors <input type="checkbox"/> Senior management personnel of municipality <input type="checkbox"/> Community	<input type="checkbox"/> To inform the community of IDP and budget related matters <input type="checkbox"/> To obtain community input on content of IDP and proposed	<input type="checkbox"/> Active (links to point 2)
An IDP specific e-mail address	Continuous	<input type="checkbox"/> Community <input type="checkbox"/> IDP Office	<input type="checkbox"/> To allow the community to submit ward needs to the municipality electronically	<input type="checkbox"/> The IDP specific e-mail address is available and in use
Municipal Website	Continuously updated	<input type="checkbox"/> Mayor and Councillors <input type="checkbox"/> Community <input type="checkbox"/> Personnel of municipality	<input type="checkbox"/> To provide comprehensive information of municipal affairs <input type="checkbox"/> Advertise public engagements <input type="checkbox"/> Publish all statutory documentation and information, inclusive of (amongst others) the adopted IDP and budget	<input type="checkbox"/> Active

Table 84.: Public Participation Mechanisms

Breede Valley Municipality further endorses the following principles for public participation in the IDP process planning cycle, namely:

- Elected councillors are the ultimate decision-making body
- The processes followed should be structured and ensure an equal right to participate
- The process should allow sufficient room for diversity
- The process should create conditions to promote and encourage participation, especially with regard to disadvantaged and marginalised groups and gender equity

Community engagements and needs

The November/December 2021 public consultation process was successfully rolled out in 20 of the 21 wards throughout the Breede Valley Municipality. The municipality takes note of the challenges and concerns linked to the engagement with ward 16 and will continue to proactively engage with all applicable stakeholders to ensure that this occurrence is mitigated

in future. The municipality provided all possible logistical support in the arrangement of these meetings, i.e. transporting members of the ward committee(where required) to and from meetings to afford them an open opportunity to engage with Council on the prevalent needs existing in Breede Valley. These ward committee consultations proved to be very successful and offered an insight to the tremendous challenges which both government and citizens are faced with. The municipality will continue to evaluate reasonable means to promote public involvement in the current context of Covid-19 and envisages to build on its engagement mechanisms.

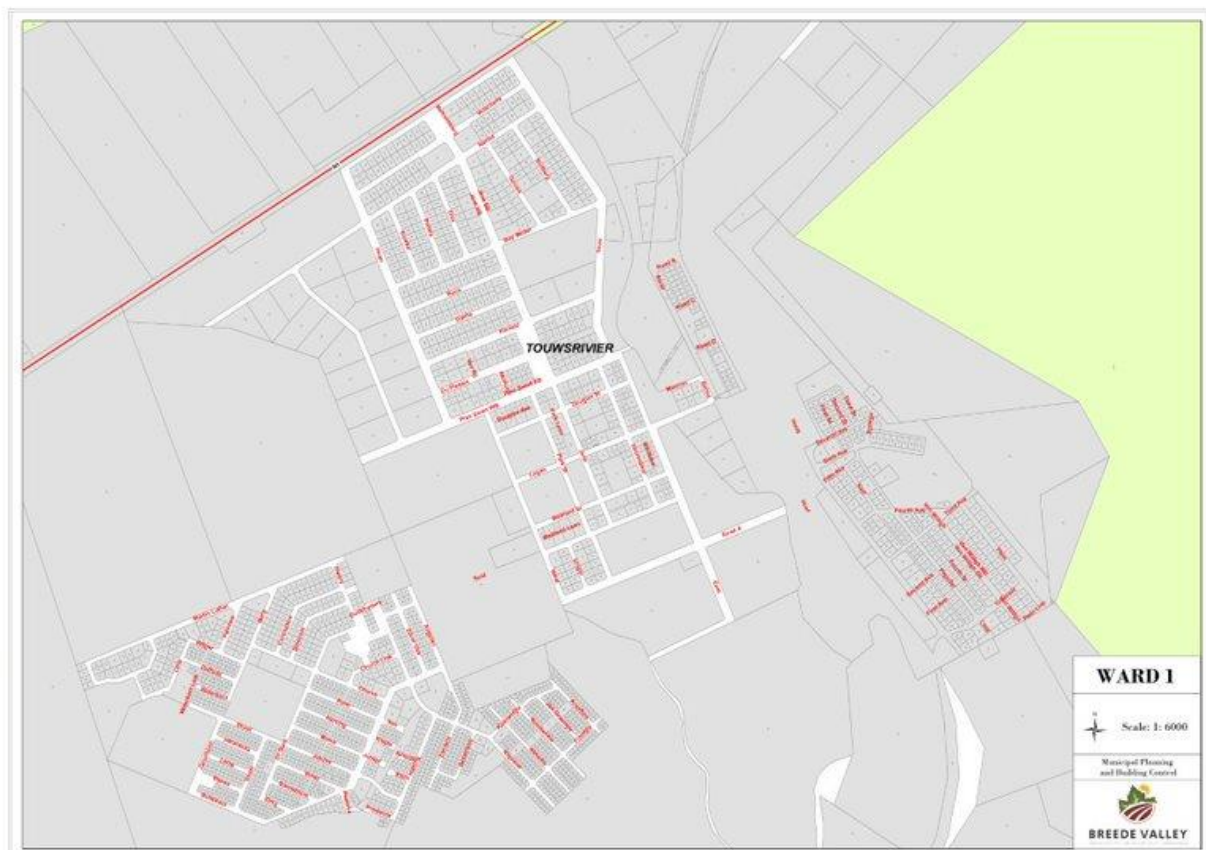
The consultation process recorded the following list of needs, all of which do not necessarily constitute or are within the mandate of local government; the needs outside our mandate was communicated to the relevant sphere of government and/or institution responsible for the core service. The list of community needs per ward is indicated in the following table in order of priority and a summary of inputs from public meetings are given.

Ward-Based Plans

The following ward-based plans were developed based on information from Stats SA and information currently at the disposal of the municipality. These ward-based plans are by no means complete plans but should be seen as the basis for further planning and analysis that will take place during ward committee meetings in all 21 wards. The Ward Based Plans contains the particulars of each Ward Councillor, and also lists the ward committee members for each respective ward. In addition, it contains demographic information for each ward. Lastly, these plans contain information in respect of the ward priorities identified by the community during the November/December 2021 IDP Engagements in preparation for the 2022/2023 financial year. The priorities and associated information relating to it, are still subject to change based on the final round of consultations with the community/stakeholders scheduled between the 30th of March 2022 - 21st of April 2022 and will be updated accordingly in the final IDP submission.



WARD PLAN FOR WARD 1 – 2022/23
CONTACT NUMBER: 083 269 2502 / 060 552 2891



DEMOGRAPHIC PROFILE – WARD 1	
Description	Statistics
WARD SIZE	1464,68 km ²
WARD POPULATION	8751
EMPLOYED PEOPLE IN THE WARD	1961
HOUSEHOLDS WITH ELECTRICITY	1906
EMPLOYMENT STATUS OF HOUSEHOLD HEAD	992
PIPED WATER (TAP) INSIDE DWELLING FOR HOUSEHOLDS	1708
REFUSE REMOVAL BY LOCAL AUTHORITY FOR HOUSEHOLDS	1768
FLUSH TOILET FOR HOUSEHOLDS	1843

WARD COMMITTEE MEMBERS

Ward Councillor	Election Venue	Election Date	Ward Committee Details				
			First name	Surname	Gender	Sector/Geographic/Block	Number of Votes
RT Johnson	Steenvliet Community Hall	17 January 2022	Morne	van der Merwe	Male	Youth	Uncontested
			Duren	Coetzee	Male	Religion	Uncontested
			Anthea	Arries	Female	Area – Dorp	Uncontested
			Riedowan	Davids	Male	Area – Zion Informeel	Uncontested
			Magdalene	Klein	Female	Area – Steenvliet	Uncontested
			Alicia	Kondlo-Roman	Female	Area – Westrand /100 huisies	Uncontested
			Elton	Matthews	Male	Area – Hopland	Uncontested
			Mary	Van Niekerk	Female	Area – Onderwys/oumenshoek	Uncontested
			Maralize	Van Nooy	Female	Area -rooirye/Topkamp	Uncontested
			Jerome	January	Male	Area – Schoemans Ville	Uncontested

WARD PRIORITIES

Ward	Order	Priority Description	Department
1	1	900 houses urgently needed near Hugo Street	Community Services
1	2	Upgrade of sewerage system for housing projects	Engineering Services
1	3	Reservoirs and upgrading of water system for future developments and housing projects	Engineering Services
1	4	Land for graveyards in Touwsrivier & investigate the appointment of a supervisor at the existing graveyard	Public Services
1	5	Development in Touwsrivier: Economic, Skills, Sustainable Jobs and Youth Development Programmes	Strategic Support Services / Community Services
1	6	Resealing of roads in Dalia, Roos and Angelier and tarring of roads in Uitsig (Sandhein-, Kliprand-, Besembos-, Akkedis- and Kalkoentjie Streets), Crescent and 6th Avenue in Topkamp	Public Services / Engineering Services
1	7	Law enforcement unit in town	Community Services
1	8	Speedhumps in Buitekant Street (above 4-way stop in vicinity of Anglican Church), & at the corner of Martin Luther & Dwars Street (subject to practicality)	Community Services / Engineering Services
1	9	Development of play parks in Sipres Street, Martin Luther Street (existing park) & Federick Street	Public Services
1	10	Maintenance of Street Names in the whole Town except Uitsig	Community Services
1	11	Fire station at any open space in town & development/training of local residents (youth) to be considered for appointment as Fire Fighters	Community Services
1	12	Construct new or improve existing fence around cricket field & consider the construction of a clubhouse	Community Services
1	13	Prioritise the construction of a 24/7 medical facility in Touwsrivier	Province / Community Services

Ward	Order	Priority Description	Department
1	14	Erect street lighting to promote area safety 1: Pathway between Seder- and Dr Stal Streets 2: Pathway between School- and Waterkant Streets 3: Corner of School- and Jakaranda Streets 4: Corner of School- and Gous Blom Streets	Engineering Services
1	15	Investigate the efficacy of the stormwater infrastructure/system in Steenvliet	Public Services / Engineering Services
1	16	Improve management of the landfill site located in Touwsrivier	Public Services



WARD PLAN FOR WARD 2 – 2022/23
CONTACT NUMBER: 078 659 7744



DEMOGRAPHIC PROFILE – WARD 2	
Description	Statistics
WARD SIZE	90,81 km ²
WARD POPULATION	9413
EMPLOYED PEOPLE IN THE WARD	1961
HOUSEHOLDS WITH ELECTRICITY	1906
EMPLOYMENT STATUS OF HOUSEHOLD HEAD	992
PIPED WATER (TAP) INSIDE DWELLING FOR HOUSEHOLDS	1708
REFUSE REMOVAL BY LOCAL AUTHORITY FOR HOUSEHOLDS	1768
FLUSH TOILET FOR HOUSEHOLDS	1843

WARD COMMITTEE MEMBERS

Ward Councillor	Election Venue	Election Date	Ward Committee Details				
			First name	Surname	Gender	Sector/Geographic/Block	Number of Votes
CT Nyithana	De Doorns MPC	24 January 2022	Vuyiseka	Gcetywa	Female	Area - Lubisi	38
			Zondiwe	Sityecane	Female	Area - Lubisi	41
			Alfred	Belle	Male	Area - Avenues	31
			Nikwe	Dangaca	Female	Area - Avenues	34
			Xolani	Cekiso	Male	Area - Mpumelelo	36
			Nceba	Makweta	Male	Area - Stofland	19
			Thembinkosi	Ntantiso	Male	Area - Stofland	20
			Zamikhaya	Nompuku	Male	Area - Graveyard	Uncontested
			Stembebe	Xatoto	Male	Area - Graveyard	Uncontested
			Mpumelelo	Lubisi	Male	Area – Mpumelelo	29

WARD PRIORITIES

Ward	Order	Priority Description	Department
2	1	Any planned & new housing projects in ward 2 should be based on the PHP	Community Services
2	2	Appointment of a Social Facilitator to assist people with profiling of Finance Link Individual Subsidy Program	Community Services
2	3	Housing in Stofland	Community Services
2	4	Electricity for informal structures	Engineering Services
2	5	Maintenance of high-mast light	Engineering Services
2	6	Sustainable job opportunities for residents in Ward 2	Strategic Support Services
2	7	Installation of electrical boxes (Stofland)	Engineering Services
2	8	Speed calming – Speedhumps throughout Ward 2 and Robot at Corner of Wilger Street & N1	Community Services / Engineering Services
2	9	Tarring of Roads in Stofland (3rd Avenue)	Public Services / Engineering Services
2	10	Swimming pool in Stofland	Community Services
2	11	Community, safety & recreational facilities (MPC) in Stofland	Community Services
2	12	Day and night clinic in De Doorns	Community Services
2	13	Satellite Police Station/enhanced police visibility in Stofland	Community Services
2	14	Fire station in Stofland	Community Services
2	15	Fencing of graveyards throughout De Doorns	Public Services
2	16	Bus route in Stofland	Community Services
2	17	Drain covers for open manholes in Ward 2	Public Services
2	18	Regular law enforcement actions throughout ward 2	Community Services
2	19	Implement and support recycling initiatives throughout ward 2	Public Services




DEMOGRAPHIC PROFILE – WARD 3	
Description	Statistics
WARD SIZE	82,85 km ²
WARD POPULATION	9592
EMPLOYED PEOPLE IN THE WARD	4047
HOUSEHOLDS WITH ELECTRICITY	1766
EMPLOYMENT STATUS OF HOUSEHOLD HEAD	1502
PIPED WATER (TAP) INSIDE DWELLING FOR HOUSEHOLDS	1502
REFUSE REMOVAL BY LOCAL AUTHORITY FOR HOUSEHOLDS	1438
FLUSH TOILET FOR HOUSEHOLDS	1838

WARD COMMITTEE MEMBERS

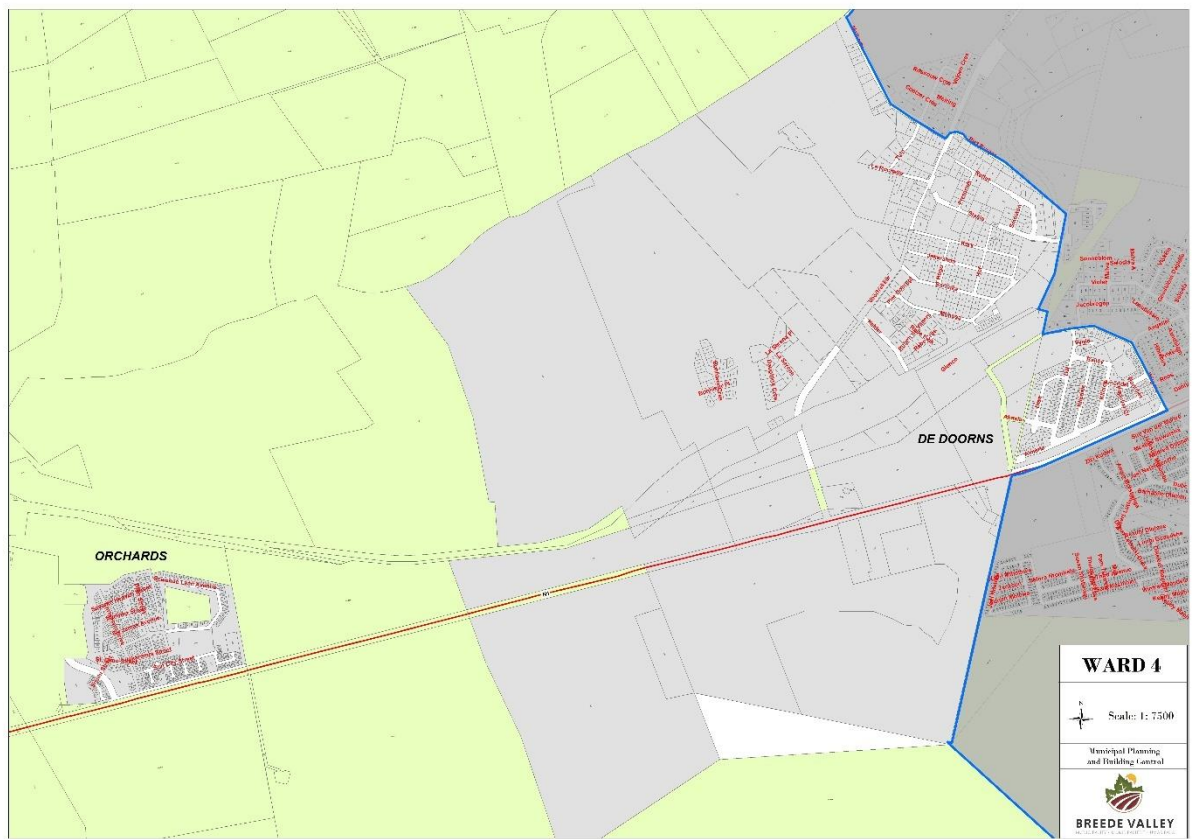
Ward Councillor	Election Venue	Election Date	Ward Committee Details				
			First name	Surname	Gender	Sector/Geographic/Block	Number of Votes
O Ralehoko	De Doorns MPC	26 January 2022	Phillip	Bobbejee	Male	Area - Bo-Vallei	Uncontested
			Veronica	Gugu	Female	Area - Ekhuphumleni	55
			Doreen	Van Wyk	Female	Area - Gaatjie	45
			Themba lethu	Mlungisi	Male	Area - Hassie Square	Uncontested
			Anele	Nyemba	Female	Area - Selfbou	Uncontested
			Vukile	Bulwana	Male	Area - Smartie Town	58
			Vacant	Vacant	Vacant	Area - Bo-Vallei	
			Vacant	Vacant	Vacant	Area - Bo-Vallei	
			Vacant	Vacant	Vacant	Area - Selfbou	
			Vacant	Vacant	Vacant	Area - Sports Ground	

WARD PRIORITIES

Ward	Order	Priority Description	Department
3	1	Electricity and Development of Hassie Square	Engineering Services / Community Services
3	2	Relocating outside toilets into houses in Ward 3	Community Services
3	3	Relook at the De Doorns East Sports Ground (Fencing, grass & repair all vandalised items)	Community Services
3	4	Extension of street lights in Bo-Vallei (from Police Station to Sibabalwe School)	Engineering Services
3	5	Fencing, ablution, Digger Loader and water facilities at the graveyard	Public Services
3	6	Tarring of streets - Leeubekkie Crescent, Vloksie Crescent, Malva Street and Ekuphumleni(new extension)	Public Services / Engineering Services
3	7	Identify available land for housing through a land audit of Ward 3	Community Services / Public Services
3	8	Bus shelters in Angelier, Violet, Voortrekker, Bo and Ondervallei	Community Services
3	9	Parking areas in Main Road (CBD)	Community Services
3	10	Robot at Violet & Angelier Street	Community Services
3	11	Rectification of the 157 RDP houses	Community Services
3	12	Ensure that sport and recreational facilities are adequately fenced to limit damage to private property during use thereof	Community Services
3	13	Provide refuse bins in Retief-, Kerk-, Jakaranda-, and Barlinka Streets and implement regular area cleaning/recycling awareness campaigns and initiatives throughout De Doorns	Public Services
3	14	Construct a swimming pool in De Doorns	Engineering Services / Community Services
3	15	Construct a bridge over the railway line to integrate De Doorns East and De Doorns West	Engineering Services / Public Services / Provincial / National
3	16	Extend the operating times of the existing Clinic to 24h to ensure beter patient management	Community Services / Province



WARD PLAN FOR WARD 4 – 2022/23
CONTACT NUMBER: 076 543 8512



DEMOGRAPHIC PROFILE – WARD 4	
Description	Statistics
WARD SIZE	160,27 km²
WARD POPULATION	9981
EMPLOYED PEOPLE IN THE WARD	4122
HOUSEHOLDS WITH ELECTRICITY	2164
EMPLOYMENT STATUS OF HOUSEHOLD HEAD	1645
PIPED WATER (TAP) INSIDE DWELLING FOR HOUSEHOLDS	1725
REFUSE REMOVAL BY LOCAL AUTHORITY FOR HOUSEHOLDS	1400
FLUSH TOILET FOR HOUSEHOLDS	2087

WARD COMMITTEE MEMBERS

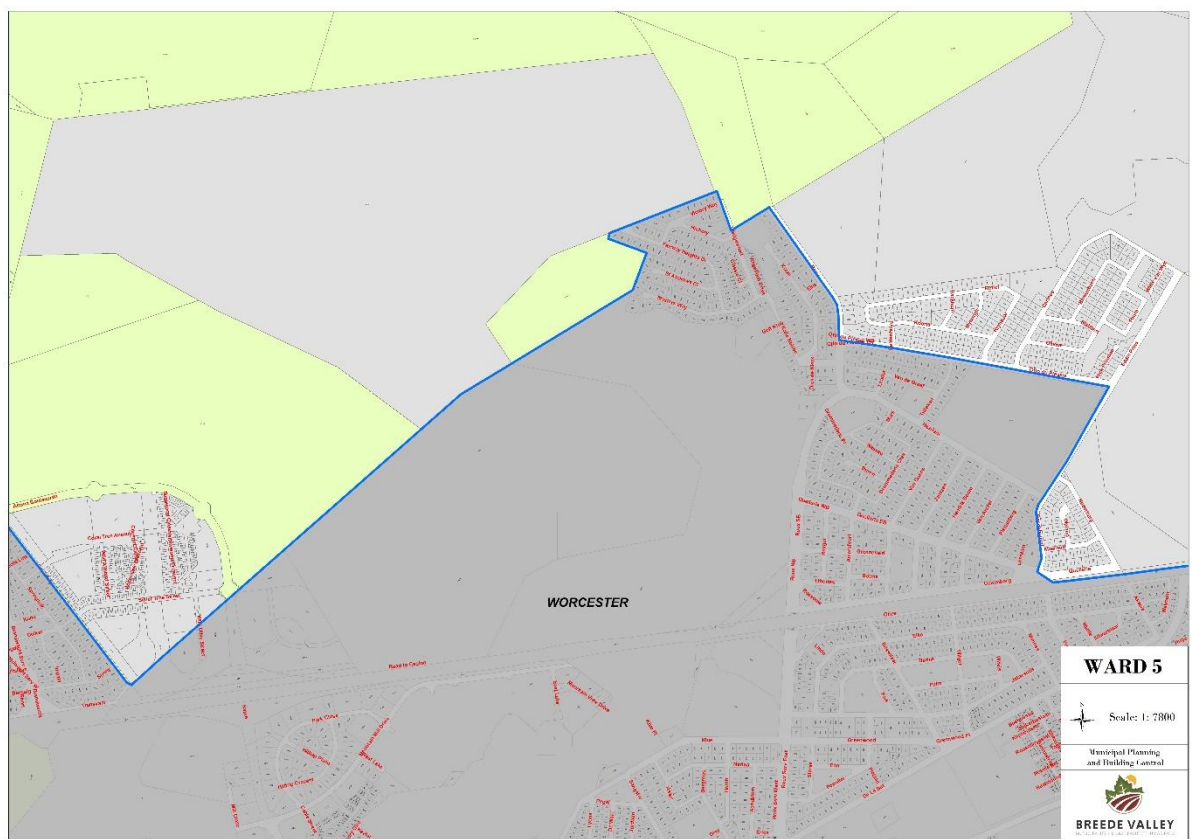
Ward Councillor	Election Venue	Election Date	Ward Committee Details				
			First name	Surname	Gender	Sector/Geographic/Block	Number of Votes
F Vaughan	Orchard Primary	27 January 2022	Johannes	Swart	Male	Area - 2	Uncontested
			Andrias	Solomons	Male	Area - 1	42
			Jonathan	Vaughan	Male	Area - 2	Uncontested
			Martha	Ncheba	Female	Area - 3	Uncontested
			Mary	Horne	Female	Area - 3	Uncontested
			Eunice	Oliphant	Female	Area - 3	Uncontested
			Patronella	Grispe	Female	Area - 1	33
			Winifred	Vermeulen	Female	Area - 2	Uncontested
			Dinah	Visagie	Female	Area - 3	Uncontested
			Frederick	Dedericks	Male	Area - 1	29

WARD PRIORITIES

Ward	Order	Priority Description	Department
4	1	Relocation of outside toilets into the houses in De Doorns East	Community Services
4	2	Upgrading of sportsfield in Orchard	Community Services
4	3	Kleigat upgrading in De Doorns for cricket purposes and/or multi-purpose playing surface to encourage active youth development through sport	Community Services
4	4	EPWP workers to be deployed in Orchards	Strategic Support Services / Community Services / Public Services / Engineering Services
4	5	Transfer of title deeds to owners of rental units	Community Services
4	6	Piece of land for vegetables purposes	Community Services / Public Services
4	7	Tarring of roads: Chris Hani Street, Jakaranda Street, Sir James Street, St Elmo Street, Balinga Str & Biko Str	Public Services / Engineering Services
4	8	Community Hall in Orchard Sunny Side	Community Services
4	9	Upgrading of play park in Orchard, Sunny Side (it is not completed)	Public Services
4	10	Erect street lighting from the white bridge until Orchard WPK	Engineering Services
4	11	Swimming pool in De Doorns	Community Services / Engineering Services
4	12	Bulk infrastructure and top structures for phase 3 of housing project in Orchard Sunny Side	Engineering Services
4	13	Speedhump in Voortrekker Street (Opposite Hex Valley Primary School)	Community Services / Engineering Services
4	14	Maintenance of all tarred roads and upgrading of gravel roads (exact locations TBC by ward councillor)	Public Services / Engineering Services
4	15	Conduct regular law enforcement operations throughout ward 4 and De Doorns - particularly unlawful practices by Taxi's	Community Services



WARD PLAN FOR WARD 5 – 2022/23
CONTACT NUMBER: 073 533 6653



DEMOGRAPHIC PROFILE – WARD 5	
Description	Statistics
WARD SIZE	352,98 km²
WARD POPULATION	11442
EMPLOYED PEOPLE IN THE WARD	5429
HOUSEHOLDS WITH ELECTRICITY	2152
EMPLOYMENT STATUS OF HOUSEHOLD HEAD	2146
PIPED WATER (TAP) INSIDE DWELLING FOR HOUSEHOLDS	1780
REFUSE REMOVAL BY LOCAL AUTHORITY FOR HOUSEHOLDS	1186
FLUSH TOILET FOR HOUSEHOLDS	1581

WARD COMMITTEE MEMBERS

Ward Councillor	Election Venue	Election Date	Ward Committee Details				
			First name	Surname	Gender	Sector/Geographic/Block	Number of Votes
J Von Willingham	De Wet Methodist Church	1 February 2022	Jakob	Minnaar	Male	Area – De wet	Uncontested
			Francis	Stuurman	Female	Area – Sandhills	Uncontested
			Maria	Esau	Female	Area – Sandhills	Uncontested
			Heinrich	Plaatjies	Male	Area – Sandhills	Uncontested
			Eddy	Eland	Male	Area – Sandhills	Uncontested
			Celden	Booyesen	Male	Area – Sandhills	Uncontested
			Ferdinand	Vilander	Male	Area – Sandhills	Uncontested
			Vacant	Vacant	Vacant	Area – TBD	
			Vacant	Vacant	Vacant	Area – TBD	
			Vacant	Vacant	Vacant	Area – TBD	

WARD PRIORITIES

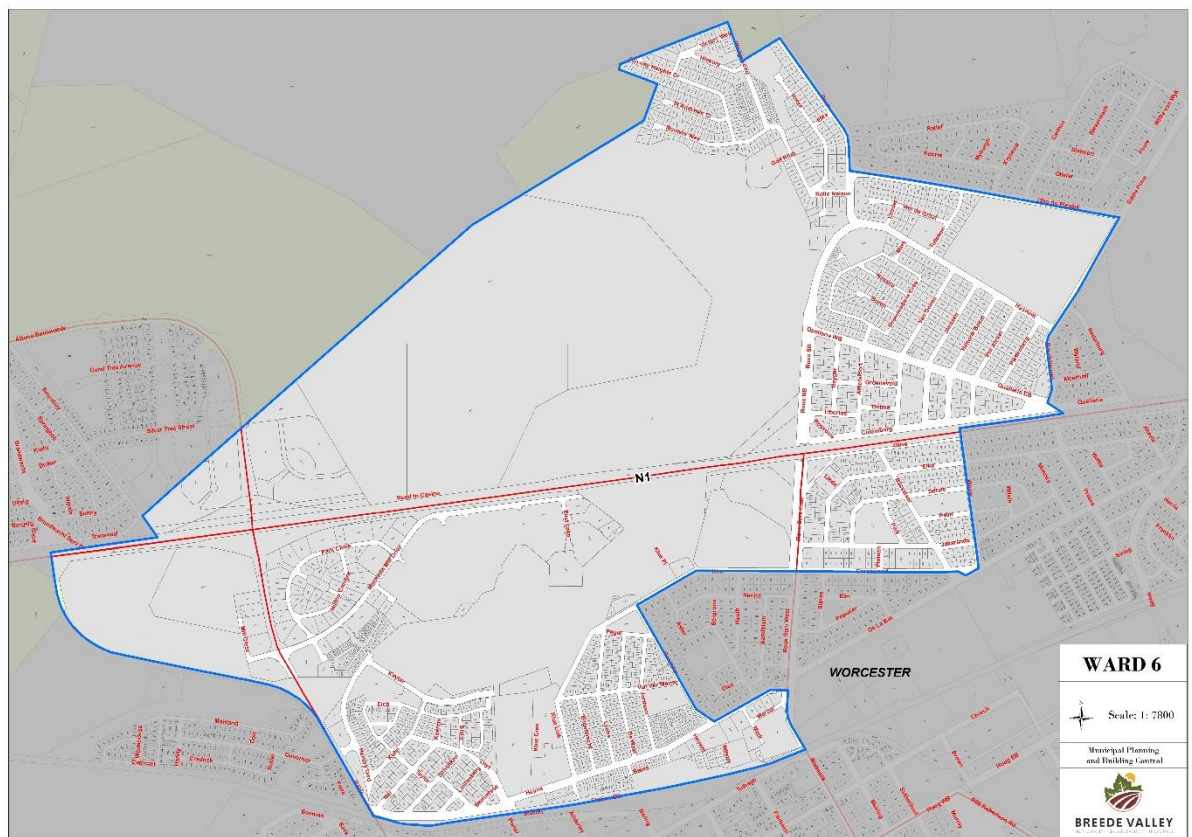
Ward	Order	Priority Description	Department
5	1	That GG Camp be transferred to the municipality, included in the SDF & the urban edge be expanded to include it (GG Camp)	Community Services / Public Services
5	2	That the municipality engage with the private land owner (Silver Camp) on a potential transfer of this portion of land to the municipality	Community Services
5	3	Provision of toilets at Silver Camp & GG Camp	Community Services
5	4	Upgrade (locker rooms, lighting and ablution facilities) & fence the Netbal court. Erect shaded cover and spectator seats on cement slabs. Upgrade the cricket nets to accommodate 6 practice nets, improve lighting and erect a spectator's fence around De Wet Sportgrounds (Priority to be removed subject to completion)	Community Services
5	5	Play park for children in GG Camp and Panorama (Priority to be removed subject to completion)	Public Services
5	6	Fire extinguishers and sand buckets for GG Camp to extinguish fires	Community Services
5	7	Investigate the possibility of providing a Mobile Library (next to soup kitchen) in GG Camp	Community Services
5	8	Bus stop for GG Camp opposite the electricity substation	Community Services
5	9	Investigate & identify vacant land for the construction of a multi-purpose sportfield (soccer & rugby) in GG Camp	Community Services / Public Services
5	10	Resurfacing of Roads in Van Riebeeck Park: <ul style="list-style-type: none"> • Nederburg Street • Meerhoff Street • Wyland Street • Boschheuvel Street 	Public Services / Engineering Services

Ward	Order	Priority Description	Department
5	11	Construction of speed humps: 1 in Olivier Street	Community Services / Engineering Services
5	12	Building of shacks in GG Camp to be regulated and application building land system be introduced, reservation and allocation of building land for farm workers who reside on farms during employment period	Community Services
5	13	To implement a community waste management system in Stofland, GG Kamp, Sandhills, De Doorns (inclusive of providing waste disposal bins) to ensure that the entrances to De Doorns on both sides of the valley are kept neat and tidy	Public Services
5	14	Empower and involve several community members who are joining hands to support the project and to help uplift and restore the positive image of the entrances to the town as well as to neaten up their own villages	Strategic Support Services
5	15	To have, as a core focus, the economy kept in a circular motion by employing local stakeholders where possible, and to thereby transfer skills into the local community. To create awareness, attract tourists and thereby help boost the local economy. To create a unique landmark for this town and for the region to boost tourism for the benefit of the current local community and for future generations	Strategic Support Services
5	16	Implement a system of site management and maintenance at the Jan Van Riebeeck Play Park & consider the construction of public ablution facilities to ensure that the park is kept clean and attractive	Public Services
5	17	Installation of a gabion-wall along the R1348, between the homestead (33°29'56.72"S, 19°34'21.78"E) and cooling rooms of Naudesia	Engineering Services / CWD / Province / National

Ward	Order	Priority Description	Department
		estate (33°30'3.46"S, 19°34'4.02"E) - approximately 500m	



WARD PLAN FOR WARD 6 – 2022/23
CONTACT NUMBER: 079 210 9640



DEMOGRAPHIC PROFILE – WARD 6	
Description	Statistics
WARD SIZE	5,92 km ²
WARD POPULATION	5349
EMPLOYED PEOPLE IN THE WARD	2059
HOUSEHOLDS WITH ELECTRICITY	1641
EMPLOYMENT STATUS OF HOUSEHOLD HEAD	1015
PIPED WATER (TAP) INSIDE DWELLING FOR HOUSEHOLDS	1576
REFUSE REMOVAL BY LOCAL AUTHORITY FOR HOUSEHOLDS	1646
FLUSH TOILET FOR HOUSEHOLDS	1626

WARD COMMITTEE MEMBERS

Ward Councillor	Election Venue	Election Date	Ward Committee Details				
			First name	Surname	Gender	Sector/Geographic/Block	Number of Votes
E Van der Westhuizen	Audensberg Church Hall	18 January 2022	Ruan	Butler	Male	Area - Fairway Heights/Panorama/ Van Riebeeck Park	35
			Arnoldus	Du Toit	Male	Area - Fairway Heights/Panorama/ Van Riebeeck Park	31
			Janeke	Saayman	Female	Area – Fairway Heights/Panorama/ Van Riebeeck Park	43
			Rosaline	Kleinhans	Female	Area - Tuindorp	21
			Caroline	Willemse	Female	Area - Tuindorp	28
			Jan Christo	Roodt	Male	Area - Hospitaal Park/ Heuwel/ Mountain Mews	59
			Frederik	Mostert	Male	Area - Bloekombos	60
			Stephanie	Hugo	Female	Area - Rouxpark/Reuniepark	64
			Jacobus	Botha	Male	Area - Bergsig	60
			Andre	Rossouw	Male	Area - Van Riebeeck Park B	58

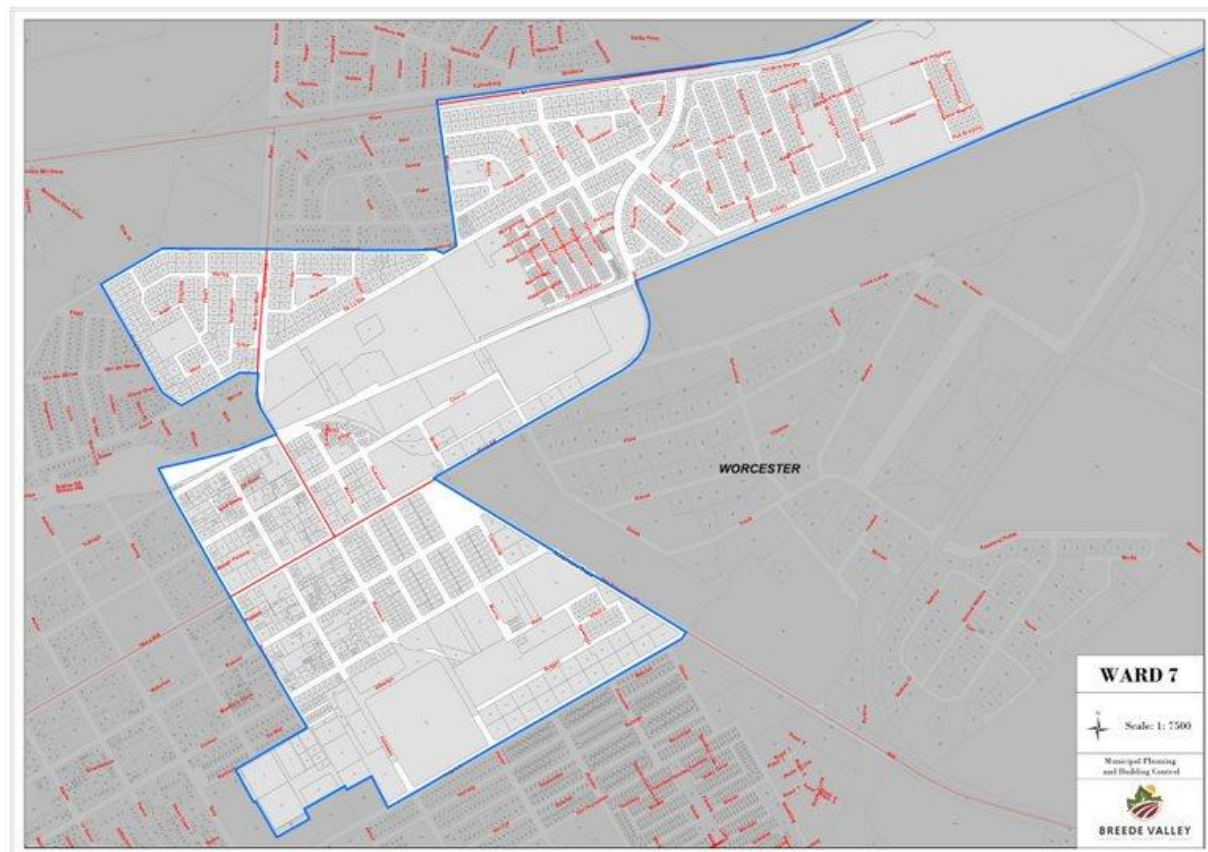
WARD PRIORITIES

Ward	Order	Priority Description	Department
6	1	Transfer houses for ownership to tenants	Engineering Services
6	2	Resealing of Roads - (1) at the corner of Pegel-, Jordaan- & Sangster Street; (2) at the corner of Haarlem- and Tulleken Streets until the entrance of the Brewelskloof Hospital; (3) Quellerie Street on both sides of the road; (4) Buren Street; (5) Culemborg Street; (6) Janszen Street from the cafe until the Culemborg Street crossing. In the absence of reseal, prioritise the maintenance of these roads (i.e. filling of potholes)	Engineering Services / Public Services
6	3	Speed calming mechanisms: 1 - 1 speed hump at the Eike- & Jakaranda Avenue intersection; 2 - 1 speedhump adjacent to the school in Lyons Street; 3 - both sides of Quellerie Street; 4 - removal of speedbumps (skilpadjies) at the Heyns- and Jordan Street intersection and replace with a speed hump; 5 - Construct 2 speed humps at 8 Kuhn- and 15 Kuhn Street respectively	Community Services / Engineering Services
6	4	Cleaning & maintenance of all drainage ditches & catchpits within ward 6 (twice per quarter)	Public Services
6	5	Beautification and maintenance (at least once per month) of all parks within ward 6, specifically the following: 1 Maintenance - Keyter Street Park; 2 Maintenance - Tuindorp "vlakkie"; 3 Beautifications - open space located at Kolie Nelson Street)	Public Services
6	6	Construct and maintain playparks: (1) In Janszen Street; (2) In Roux Road and Haarlem Street (irrigation); (3) Maintain Eikelaan rugby field regularly and line field markings clearly	Public Services / Community Services

Ward	Order	Priority Description	Department
6	7	Fencing of substation at the corner of Van der Merwe- and Lyons Street	Engineering Services
6	8	Cleaning of reeds adjacent to N1 (North & South thereof, between the Worcester Golf Club & Worcester North Sport Grounds) & removal of Port Jackson trees from the Golf Club reservoir to the N1 (to be done once per quarter)	Public Services
6	9	Cleaning of public areas/pavements on both sides of the road from the Dutch Reformed Church (in Trappes Street) to the traffic circle at the Klue Street & Mountain Mill Drive intersection (once per week)	Public Services
6	10	Erect "No-parking on Pavement" boards in Klue Street (between Van Der Merwe- & Heyns Street)	Community Services
6	11	Investigate the possibility to alienate erf 281 in Heyns Street	Strategic Support Services / Public Services
6	12	Roll-out EPWP Cleaning Programme within ward 6	Public Services / Strategic Support Services
6	13	Maintenance of rental units within ward 6	Community Services
6	14	More visible and frequent law enforcement operations (Tuindorp hotspot) to control public nuisances specifically late at night and over weekends	Community Services
6	15	Remove sand/ground buildup on the sidewalk at the corner of Klue Street and Heyns Street in order to ensure adequate use of the sidewalk	Public Services
6	16	Erect streetlights at and around the Worcester dam (particularly at the back of Eich Street and end of Kuhn Street) to promote area safety	Engineering Services



WARD PLAN FOR WARD 7 – 2022/23
CONTACT NUMBER: 082 478 0424



DEMOGRAPHIC PROFILE – WARD 7	
Description	Statistics
WARD SIZE	4,22 km ²
WARD POPULATION	6187
EMPLOYED PEOPLE IN THE WARD	2693
HOUSEHOLDS WITH ELECTRICITY	2148
EMPLOYMENT STATUS OF HOUSEHOLD HEAD	1470
PIPED WATER (TAP) INSIDE DWELLING FOR HOUSEHOLDS	2127
REFUSE REMOVAL BY LOCAL AUTHORITY FOR HOUSEHOLDS	2116
FLUSH TOILET FOR HOUSEHOLDS	2142

WARD COMMITTEE MEMBERS

Ward Councillor	Election Venue	Election Date	Ward Committee Details				
			First name	Surname	Gender	Sector/Geographic/Block	Number of Votes
J Kritzinger	Lions Club	19 January 2022	Hermanus	Niewoudt	Male	Area - Roux Park	Uncontested
			Cornelius	De Bruyn	Male	Area - Paglande	Uncontested
			Bianca	De Villiers	Female	Area - CBD	18
			Christa	Botha	Female	Area - Oude Meule	Uncontested
			Handrie	Swart	Male	Area - Industrial Area	Uncontested
			Margaret	Swart	Female	Area - Reunion Park	Uncontested
			Johan	De Witt	Male	Area - Institute for the deaf	Uncontested
			Edward	Du Plesis	Male	Area - Lewensruimte	Uncontested
			Dawid	De Koker	Male	Area - Worcester Hopsital Area	Uncontested
			Jacoba	Bradbury	Female	Area - Meirings Park	Uncontested

WARD PRIORITIES

Ward	Order	Priority Description	Department
7	1	(1) Rescind and review Council decision to use Old Burgerspark Caravan Park for GAP Housing. (2) Subdivide Erf 172 and (3) consolidate half with Erven 19937, 13953 and 13594 and (4) advertise for development proposals.	Community Services / Strategic Support Services
7	2	Traffic circles at (1) High and Louis Lange Street intersection; and (2) De la Bat Avenue, Roux Avenue and Heyns Street.	Engineering Services
7	3	<p>Resealing of roads:</p> <ul style="list-style-type: none"> • Other half of Hugo Street, Jacobus Burger Street, Ford Street & Stals Street, De Jongh Street, Esterhuyse Street, Klerck Street - Meirings Park • Pascali Street, Chanel Street, Virgo Street - Roostuin • De La Bat Road (between Roux Road & Oude Meule), Olm Avenue, Sipres Avenue & Populier Avenue - Reunion Park • Jakaranda Avenue (from the Wilger Street intersection to the Mimosa Road intersection) - Roux Park • Durban Street, Russell Street, Church Street and Meiring Street and Tulbagh Street intersection - Paglande 	Engineering Services
7	4	<p>(1) Completion of 'pipe-cracking' in:</p> <ul style="list-style-type: none"> • Louis Trichardt Street (Meirings Park) • De Jongh Street • De la Bat Avenue (from Oude Meule to swimming pool / Plane Avenue) • Heath Street (Fairy Glen) • 82 – 84 Fairbairn Street; and <p>(2) Installation of concrete channels for Storm Water System at Breusing Crescent (next to 11 and behind 5, 7 & 9), Meirings Park (next to railway line and next to bridge over railway</p>	Engineering Services / Public Services

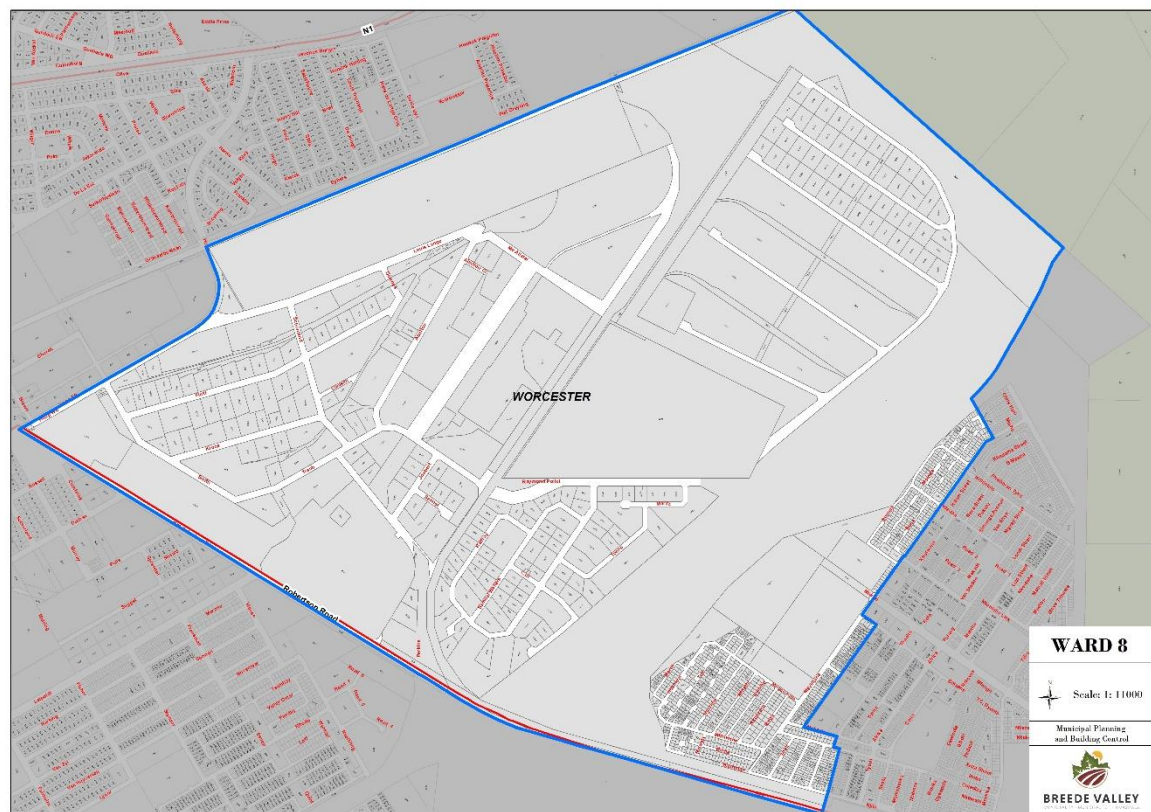
Ward	Order	Priority Description	Department
		line) / upgrading of main sewerage outflow of Meirings Park behind Breusing Crescent 9 (next to the railway line) that constantly overflows	
7	5	Improvement of traffic flow around Worcester East Primary School by (1) one direction traffic regulations; and (2) raised pedestrian crossing of current zebra crossing at High and Sutherland Street intersection.	Community Services
7	6	Transfer of municipal rental units at De Wet Street	Community Services
7	7	Development of Hans de Lange Crescent Park with grass and irrigation.	Public Services
7	8	Land Infill Development of Erf 19938 in Heyns Street (between AFM Church and Municipal Workshop)	Strategic Support Services
7	9	Erection of spotlights/floodlights: <ul style="list-style-type: none"> • One in the "Silverblaar" Avenue Park in Roux Park • Two projecting to the Muslim-cemetery in Fairbairn Street (between Albertyn Street & Leipoldt Avenue) 	Engineering Services
7	10	Removal of Skips at Dirkie Uys Street and Eybers Street intersection as soon as transport of ownership of the 18 new erven in Dirkie Uys Street has occurred	Public Services / Community Services
7	11	Fencing the remainder of the street front at the graveyard in Kerkhof Street (erf 1732, 1733 & 1735) and erect entrance gates at the entrance to the crematorium and municipal graveyard respectively	Public Services
7	12	Street Name Signage Posts for Rouxpark and Paglande & paint street names on curbs in Fairy Glen, Paglande, Roux Park and Meirings Park	Community Services
7	13	Fencing of Pells Street substation (opposite entrance to Worcester Hospital)	Engineering Services

Ward	Order	Priority Description	Department
7	14	Land Infill Development for Erf 4578 (opposite De Jager's) at Durban and Fischer Street intersection. Request to Provincial Department of Public Works to transfer erf to BVM and subsequent call for development proposals	Strategic Support Services
7	15	Erection of 'No Exhaust Brake Signboards' at (1) Robertson Road and High Street intersection; (2) N1 and High Street intersection at Meiring's Park; and (3) Roux Avenue and N1 intersection	Community Services
7	16	Planting of Trees in De la Bat Avenue	Public Services
7	17	Appoint a service provider to remove a large scrap metal door next to 45 De Wet Street (door is causing damage to the rental unit)	Community Services
7	18	Rescind Council decision linked to the lease of Murray Street Square, Paglande and subsequently call for development proposals linked to the erf	Strategic Support Services
7	19	Re-investigate the possibility to alienate Erf 3904's 'Pypsteel' (between Sangster Street 28 and Sangster Street 30)	Public Services / Strategic Support Services
7	20	Installation of spikes on vibracrete wall between De Wet Street rental units and graveyards (in the yards of 32 - 46 & 39 - 45 De Wet Street)	Community Services
7	21	Fencing of electrical box adjacent to Boland Park "sinkmuur" at the Leipoldt Avenue & Fischer Street intersection	Engineering Services
7	22	Investigate potential speed calming mechanisms: <ul style="list-style-type: none"> • Construct a speed hump in Populier Avenue (between Roux Road & Sipres Avenue, alternatively, consider erecting a 'Dome Mirror' at the Populier- & Sipres Avenue intersection. • Construct a speed hump at the Church Street pedestrian crossing at Worcester East Primary 	Community Services / Engineering Services

Ward	Order	Priority Description	Department
		School <ul style="list-style-type: none"> • Construct a speed hump in Fairbairn Street (between Albertyn Street and Leipoldt Avenue) • Construct a speed hump in Hugo Street and Ford Street • Construct a speed hump or stop street in Eybers Street • Replace 2 speed bump strips in Meiring Street, with speed humps to aid in calming traffic 	
7	23	Upgrading of Stormwater System at Aster Street 18 - Fairy Glen	Public Services
7	24	Paving of parking area adjacent to municipal rental units located in De Wet Street on the side of Fairbairn Street (i.e. 32 De Wet Street)	Engineering Services / Public Services
7	25	Erect a Clearvu fence in the pathway between the municipal rental units situated in De Wet- and Fairbairn Street (i.e. 84 Fairbairn Street & 32 De Wet Street)	Community Services / Public Services
7	26	Regular area cleaning throughout the ward (sidewalks)	Public Services
7	27	Regular cleaning of stormwater systems (particularly before winter season)	Public Services
7	28	Construct designated cycling lanes to prohibit the use of bicycles on sidewalks	Public Services / Community Services
7	29	Allocate an appropriate budget towards the municipal pound; in particular to assist with the sterilisations of cats and dogs	Community Services
7	30	Erect a direction board at the High- and Harris Street intersection indicating: (1) the direction/entrance to Meirings Park; (2) the direction to the Worcester CBD; (3) the direction/entrance to the Industrial Area	Community Services
7	31	Replace water pipes in Greenwood Avenue	Public Services



WARD PLAN FOR WARD 8 – 2022/23
CONTACT NUMBER: 082 690 2054



DEMOGRAPHIC PROFILE – WARD 8	
Description	Statistics
WARD SIZE	6,90 km ²
WARD POPULATION	8911
EMPLOYED PEOPLE IN THE WARD	2506
HOUSEHOLDS WITH ELECTRICITY	2238
EMPLOYMENT STATUS OF HOUSEHOLD HEAD	1195
PIPED WATER (TAP) INSIDE DWELLING FOR HOUSEHOLDS	1492
REFUSE REMOVAL BY LOCAL AUTHORITY FOR HOUSEHOLDS	2306
FLUSH TOILET FOR HOUSEHOLDS	2287

WARD COMMITTEE MEMBERS

Ward Councillor	Election Venue	Election Date	Ward Committee Details				
			First name	Surname	Gender	Sector/Geographic/Block	Number of Votes
MT Williams	Zwelethemba Community Hall	18 January 2022	Bulelwa	Allam	Female	Area – Block A	42
			Nompumezo	Bodla	Female	Area – Block A	36
			Simphiwe	Ndzima	Male	Area – Block A	40
			Mandisa	Tani	Female	Area – Block A	42
			Liesbet Eunice	Khutwana	Female	Area – Block B	48
			Lerato	Ramasesane	Male	Area – Block B	59
			Dorothy	Joseph	Female	Area – Block C	20
			Marilyn	Hartzenberg	Female	Area – Block C	14
			Roslyn	Snyders	Female	Area – Block C	24
			Henry	Wehr	Male	Area – Block C	22

WARD PRIORITIES

Ward	Order	Priority Description	Department
8	1	Investigate & propose feasible solutions to eradicate sewerage blockages & spills	Public Services
8	2	Provision of a safety kiosk at Shoprite	Community Services
8	3	High-mast light in Njila Avenue, Bentele Street, next to Shoprite and at the Makaola Park	Engineering Services
8	4	Upgrade of Zwelethemba Sports Ground - taring of gravel road; provision of taps; upgrade entrance ticket booth; upgrade stadium seats & fence; repair & maintain the caretaker's house	Community Services
8	5	Feedback on river protection wall / Hex River erosion protection - to prevent river from flooding beyond its barriers and address erosion (implemented by DEA&DP) & reinforcement of the Zwelethemba bridge	Engineering Services
8	6	Construct a second entrance for Zwelethemba	Engineering Services
8	7	Development & maintenance of open spaces: recreational parks at Ndamoyi open space; Makaola open space - fencing hereof; Mpinda open space - landscaping & construction of tarred playing surface; braai & recreational facilities at the park in Bentele Street	Public Services
8	8	Identification & possible availing of vacant municipal land and/or buildings to stimulate socio-economic development (i.e. community food gardens; small-scale farming; business/entrepreneurial activities; places of worship; Old Age Homes and ECD's - amongst others)	Public Services / Strategic Support Services / Community Services
8	9	Identify & roll-out various business support/advisory/funding programmes across various sectors and industries	Strategic Support Services / CWD / Province

Ward	Order	Priority Description	Department
8	10	Investigate the possibility to construct a third High School and two Primary Schools in Zwelethemba due to growth in population	Community Services / Province
8	11	Upgrade the Zwelethemba Clinic to be operational 24/7 & provide mobile clinic services to Swartpad residents residing behind the Zwelethemba graveyard	Community Services / Province
8	12	Expand the Zwelethemba Police Station and prioritise the full capacitation thereof	Community Services / Province / National
8	13	Upgrade the Zwelethemba cemetery	Public Services
8	14	Tarring of Streets/Crescents/Avenues (all gravel roads): Baartman, Bodla (Wit Huis), Busa, Mpinda, Bahumi, Ndyalvan and Siqwela	Public Services / Engineering Services
8	15	Relocation of outside toilets into houses	Community Services
8	16	Construction of speedhumps in the following Streets/Avenues/Crescents: Jack, Hlalele, Daniels, Sneli, Njila, Mnga, Nkunuzani, Nyibiba, Mthathi, Ngulube, Mpoza, Toli, March, Bentele, Mayinjana and Tyodi	Community Services / Engineering Services
8	17	Sustainable employment opportunities for the youth and skills development through EPWP	Strategic Support Services / Community Services / Public Services / Engineering Services
8	18	Transfer of ownership and title deeds for old rental houses	Community Services
8	19	Human Settlements & Housing department to provide feedback on housing matters upon request from ward Councillor (at official meetings such as Councillor feedback meetings)	Community Services
8	20	Implement by-laws to address the cleaning of empty plots (Mkhiwane & Ndamoyi)	Community Services
8	21	Bus stops in Mayinjana Avenue and Bahumi Street	Community Services

Ward	Order	Priority Description	Department
8	22	Signs to be erected to indicate different areas and wards in Zwelethemba	Community Services
8	23	Robot at Shoprite in Zwelethemba	Community Services
8	24	Construct/identify a facility for the empowerment of youth/women/disabled and engage with government and associated departments to roll-out empowerment programmes on a regular basis at the facility	Community Services
8	25	Installation of streetlights in Traub Street (from Epol to Zwelethemba) & install adequate street lighting throughout the industrial area	Engineering Services
8	26	Repair lights inside Community Hall	Community Services
8	27	Establish an Advisory Office at the Zwelethemba MPC	Community Services
8	28	Avail budget for gender-based violence awareness activities	Community Services
8	29	Prioritise career guidance and funding for historically disadvantaged graduates	Community Services
8	30	Investigate the construction of a BMX bicycle track at a suitable public open space in ward 8	Public Services / Community Services
8	31	Erect braai facilities at the Zwelethemba swimming pool	Community Services



WARD PLAN FOR WARD 9 – 2022/23
CONTACT NUMBER: 084 335 1945



DEMOGRAPHIC PROFILE – WARD 9

Description	Statistics
WARD SIZE	1,12 km ²
WARD POPULATION	6847
EMPLOYED PEOPLE IN THE WARD	1946
HOUSEHOLDS WITH ELECTRICITY	1496
EMPLOYMENT STATUS OF HOUSEHOLD HEAD	749
PIPED WATER (TAP) INSIDE DWELLING FOR HOUSEHOLDS	1222
REFUSE REMOVAL BY LOCAL AUTHORITY FOR HOUSEHOLDS	1511
FLUSH TOILET FOR HOUSEHOLDS	1471

WARD COMMITTEE MEMBERS

Ward Councillor	Election Venue	Election Date	Ward Committee Details				
			First name	Surname	Gender	Sector/Geographic/Block	Number of Votes
G Daames	Worcester East Church	17 January 2022	Jennifer	Bruintjies	Female	Area – Roodewal	30
			Percival	Hansen	Male	Area – Roodewal	26
			Petronella	Jansen	Female	Area – Roodewal	29
			Owen Neil	Peters	Male	Area – Roodewal	27
			Rhodney	Visagie	Male	Area – Roodewal	40
			Japie	Visser	Male	Area – Roodewal	37
			Cathleen	Bosman	Female	Area – Esselen Park	48
			Elizabeth	Jordaan	Female	Area – Esselen Park	45
			August	Kuys	Male	Area – Esselen Park	42
			Gloria	Solomons	Female	Area – Esselen Park	40

WARD PRIORITIES

Ward	Order	Priority Description	Department
9	1	Replacement of sewerage system	Public Services
9	2	Transfer title deeds in Roodewal and Chessies	Community Services
9	3	Construct toilets and ramps for the elderly and disabled in Roodewal and Chessies	Community Services
9	4	Stronger lighting in Arendse Street; at the corner of Taambay- & Essop Street; in Loff Street; and in Stynder Street & repair street lights in Fischer street after VGK Church towards Excelsior Road	Engineering Services
9	5	Paint street names on road curbs throughout ward 9 (particularly in the areas of Roodewal and Chessies)	Community Services
9	6	Fencing of cricket pitch located between Hartwig Avenue, Fairbairn Street & Van Zyl Avenue	Community Services
9	7	Construction of ablution facilities at cricket pitch located between Hartwig Avenue, Fairbairn Street & Van Zyl Avenue	Community Services
9	8	Extension of fence at RSEP community centre in Roodewal	Public Services
9	9	Tar the sidewalk in Fischer Street	Public Services / Engineering Services
9	10	Erect traffic signs prohibiting the use of exhaust brakes and idling (between 20:00 and 06:00) at: • R62 and Fairbairn Street	Community Services
9	11	Prevent heavy duty vehicles from parking in the Worcester CBD, particularly Riebeeck Street	Community Services
9	12	Support the establishment of a Neighbourhood watch to help minimise crime in the area	Community Services



WARD PLAN FOR WARD 10 – 2022/23

CONTACT NUMBER: 065 646 2789



DEMOGRAPHIC PROFILE – WARD 10

Description	Statistics
WARD SIZE	6,33 km ²
WARD POPULATION	7924
EMPLOYED PEOPLE IN THE WARD	2394
HOUSEHOLDS WITH ELECTRICITY	1606
EMPLOYMENT STATUS OF HOUSEHOLD HEAD	823
PIPED WATER (TAP) INSIDE DWELLING FOR HOUSEHOLDS	1483
REFUSE REMOVAL BY LOCAL AUTHORITY FOR HOUSEHOLDS	1624
FLUSH TOILET FOR HOUSEHOLDS	1515

WARD COMMITTEE MEMBERS

Ward Councillor	Election Venue	Election Date	Ward Committee Details				
			First name	Surname	Gender	Sector/Geographic/Block	Number of Votes
M Swartz	Kibbutz	24 January 2022	Gavin	Abrahams	Male	Area – Hex Park	113
			Henriette	Jacobs	Female	Area – Hex Park	83
			Deon	Phillipus	Male	Area – Hex Park	83
			Murven	Hermanus	Male	Area – Hex Park	75
			Amanda	Booyesen	Female	Area – Roodewal	135
			Awie	Booyesen	Male	Area – Roodewal	106
			Nicolene	Damons	Female	Area – Roodewal	103
			Shirley	Krieger	Female	Area – Roodewal	84
			Anthea	September	Female	Area – Roodewal	108
			Andries	September	Female	Area – Roodewal	107

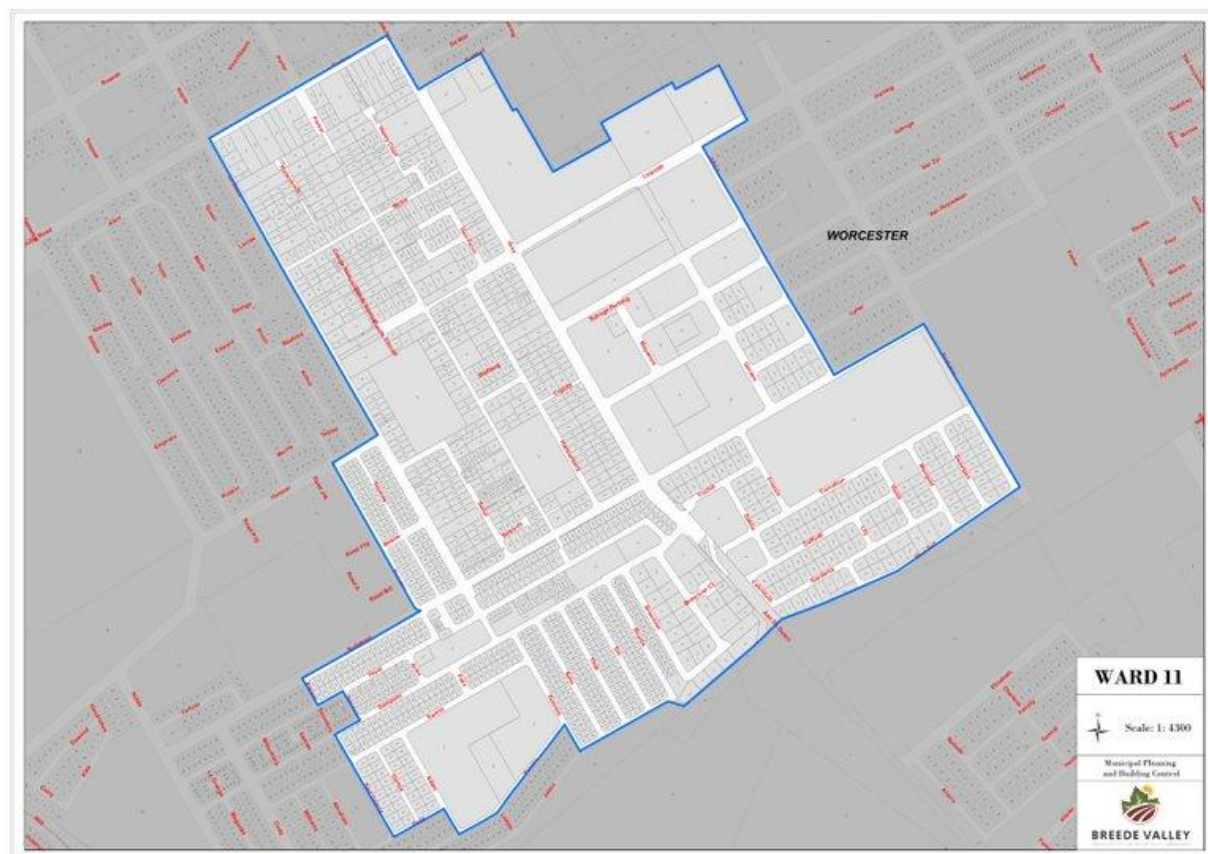
WARD PRIORITIES

Ward	Order	Priority Description	Department
10	1	Upgrading of Roodewal and Hexpark apartment blocks	Community Services
10	2	Regular maintenance of sewerage system in Ward 10	Public Services
10	3	Resealing of Roads: <ul style="list-style-type: none"> • Fischer Street • Excelsior Street • Robey Street • Neethling Street • Orchard Street • Lafontein Street • In front of Scheeper's Creche (corner of Excelsior Road & Waltham Street) • Duncan Way • De La Haye Street • Bethel Street • Springveldt Street 	Public Services / Engineering Services
10	4	Implement pest control measures within the Roodewal apartment blocks (environmentally friendly and non-hazardous to citizens)	Community Services
10	5	Construction of 1 speed hump in Westminister Street (in front of Hexpark Primary School)	Community Services / Engineering Services
10	6	Skills Development Programs through EPWP office e.g. Plumbing, Electricity, etc.	Strategic Support Services / Community Services / Public Services / Engineering Services
10	7	Regular cleaning of the open fields between Springveldt street and the beginning of Hexpark	Public Services
10	8	Identify suitable public open space for erecting playpark(s) and/or multi-purpose tarred playing surface(s) to support formal and informal sporting codes	Public Services / Community Services

Ward	Order	Priority Description	Department
10	9	Prioritise area cleaning and beautification of the R60 sidewalks and road reserve	Public Services
10	10	Conduct regular law enforcement and visible policing initiatives to reduce crime (particularly drug and gang related activities)	Community Services / SAPS / Province
10	11	Resleave pipes between 12 and 16 De Lahaye Street - Hexpark	Public Services



WARD PLAN FOR WARD 11 – 2022/23
CONTACT NUMBER: 072 905 9846



DEMOGRAPHIC PROFILE – WARD 11

Description	Statistics
WARD SIZE	1,28 km ²
WARD POPULATION	6694
EMPLOYED PEOPLE IN THE WARD	2378
HOUSEHOLDS WITH ELECTRICITY	1694
EMPLOYMENT STATUS OF HOUSEHOLD HEAD	972
PIPED WATER (TAP) INSIDE DWELLING FOR HOUSEHOLDS	1524
REFUSE REMOVAL BY LOCAL AUTHORITY FOR HOUSEHOLDS	1755
FLUSH TOILET FOR HOUSEHOLDS	1642


WARD COMMITTEE MEMBERS

Ward Councillor	Election Venue	Election Date	Ward Committee Details				
			First name	Surname	Gender	Sector/Geographic/Block	Number of Votes
M Sampson	Civic Centre Worcester	24 January 2022	Carol	Cloete	Female	Area – Riverview Chipros	65
			Elaine	Mentza	Female	Area – Riverview Chipros	65
			Enrika	Ceaser	Female	Area – Riverview Chipros	47
			Adonia	Swartbooi	Female	Area – Riverview Chipros	70
			Katriena	Willemse	Female	Area – OVD/ Esselen Park	68
			Heloise	Beukes	Female	Area - OVD/ Esselen Park	67
			Norman	Ontong	Male	Area – Florian Park	56
			Fabiola	Baadjes	Female	Area – Riverview URC	Uncontested
			Evonne	Heradien	Female	Area – Parkersdam 1	Uncontested
			Beulah	Vlok	Female	Area -Victoria Park	Uncontested

WARD PRIORITIES

Ward	Order	Priority Description	Department
11	1	Upgrading of indoor sport centre with air-conditioning and expansion of gym and gym equipment. The indoor sport centre must preferably be able to accommodate 4 sporting codes & spectators simultaneously	Community Services
11	2	Safeguarding and re-development of OVD (Sohnge Avenue, Grey Street, Buitenkant Street & Gorden Street)	Community Services
11	3	Installation of CCTV Security Cameras in Florian Park & Riverview	Community Services
11	4	<p>Resealing of roads in Parkersdam, Florian Park & Esselen Park:</p> <ol style="list-style-type: none"> 1. Hennie Ferus Crescent - Parkersdam 2. Claude Samuel Street - Parkersdam 3. Fuchia Street - Florian Park 4. Freesia Street - Florian Park 5. Dahlia Street - Florian Park 6. Carnation Street - Florian Park 7. Lyner Street 8. Africa Street 9. Gorden Street 	Public Services / Engineering Services
11	5	Install stronger lighting at park / open space in Sampson Street at erven 6143 and 6603	Engineering Services
11	6	Plan & conduct community programmes/initiatives pertaining to women empowerment; youth development and the support of vulnerable persons	Community Services / Strategic Support Services
11	7	Construct a paved walkway connecting Yssel- and Sampson Street (perpendicular to Tim Street)	Public Services / Engineering Services
11	8	Paint street names on all pavement curbs throughout entire ward	Community Services
11	9	Construct an open-air gym on erf 17248 (exact location to be confirmed with ward councillor)	Public Services

Ward	Order	Priority Description	Department
11	10	Construction of speed humps: 1 in Le Sueur Street (in front of AME Zion Church), 2 in Yssel Street (18 & 44), 1 in Parker Street (in front of the church), 1 in Shortle Street (location TBC), 1 in Sampson Street (opposite Baxter Auto's) and 1 in Daffodil Street	Community Services / Engineering Services
11	11	Investigate the possibility of providing pedestrian crossings or 3-way stop at the corner of Solon- & Buitekant Street and the corner of Leipoldt Avenue and Parker Street	Community Services
11	12	Construct ablution facilities at netball court in Riverview	Public Services
11	13	Construct foot bridges in Parker Street (locations TBC by ward Councillor) & fix the sidewalk at 10 Parker Street	Public Services / Engineering Services
11	14	Safeguard the waste removal skips/bins located at the Riverview Apartments with a fence	Public Services
11	15	Augment the stormwater system in Buitekant Street to prevent regular flooding	Public Services / Engineering Services
11	16	Upgrade the parking facility/bay located at the indoor sport centre	Community Services / Public Services
11	17	Fence electrical box at the corner of Sampson- and Le Sueur Street	Engineering Services
11	18	Prioritise and roll-out community safety programmes in all hotspot areas in ward 11 to promote a safer living environment	Community Services / CWD / Province / National
11	19	Construct paved sidewalks in Parker Street	Public Services / Engineering Services
11	20	Identify and avail vacant land to underpin socio-economic development in the ward (i.e. land for business, churches, ECD's etc.)	Strategic Support Services



WARD PLAN FOR WARD 12 – 2022/23
CONTACT NUMBER: 071 739 2242



DEMOGRAPHIC PROFILE – WARD 12

Description	Statistics
WARD SIZE	6,34 km ²
WARD POPULATION	7183
EMPLOYED PEOPLE IN THE WARD	2253
HOUSEHOLDS WITH ELECTRICITY	1504
EMPLOYMENT STATUS OF HOUSEHOLD HEAD	1077
PIPED WATER (TAP) INSIDE DWELLING FOR HOUSEHOLDS	1294
REFUSE REMOVAL BY LOCAL AUTHORITY FOR HOUSEHOLDS	1523
FLUSH TOILET FOR HOUSEHOLDS	1466

WARD COMMITTEE MEMBERS

Ward Councillor	Election Venue	Election Date	Ward Committee Details				
			First name	Surname	Gender	Sector/Geographic/Block	Number of Votes
V Bedworth	Avian Park Library	25 January 2022	Abbygail	Booyesen	Female	Area – Ouwyk 12	21
			Michael	Esterhuizen	Male	Area – Ouwyk 12	21
			Hilton	Neethling	Male	Area – Smartie Town	31
			Gailin	Titus	Female	Area - Smartie Town	27
			Mooreeda	Coopstadt	Female	Area – Russelskema	35
			Elma	Schroeder	Female	Area – Russelskema	38
			Nandi	Manuel	Female	Area - Midde	Uncontested
			Vacant	Vacant	Vacant	Area -	
			Vacant	Vacant	Vacant	Area -	
			Vacant	Vacant	Vacant	Area -	

WARD PRIORITIES

Ward	Order	Priority Description	Department
12	1	Paint the exterior of the apartment blocks in Russell Scheme (T & U apartment blocks and Maisonette's A - F) & reseal parking areas	Community Services / Public Services / Engineering Services
12	2	Taring/Paving of gravel roads in Avian Park, Ward 12 (Streets: Sandpiper, Shrike, Suikerbekkie, Sunbird, Swan, Volstruis, Uil & Dikkop)	Engineering Services / Public Services
12	3	Construction of 2 speedhumps in Pigeon Street, 2 speedhumps in Fisant street and 1 in Kwartel Street	Community Services / Engineering Services
12	4	Taring of parking area in front of Huis Andries Hamman, Baring Street	Engineering Services / Public Services
12	5	Lining of stormwater channel (adjacent to the Astro Turf Field at Worcester Gymnasium - upper Napier Street) with stone and cement	Public Services
12	6	Construction of walkway on (1) Queens Square from Trappe- to High Street and from Russell- to Trappe Street	Engineering Services
12	7	Reseal of Kirschbaum Street	Engineering Services / Public Services
12	8	Regular law enforcement within CBD – enforcement of 60-minute parking restrictions	Community Services
12	9	Erect 'left-turn-preference'-board at the Tulbagh- and Trappes Street intersection	Community Services
12	10	Move the pedestrian crossing & repaint the zebra crossing in Church Street, so that it is aligned with the front door of the "NG Moedergemeente" and footpath in Church Plain	Community Services
12	11	Upgrading of sewerage System throughout the ward	Public Services / Engineering Services
12	12	All households must at least be fitted with 30Amp circuit breaker	Engineering Services

Ward	Order	Priority Description	Department
12	13	More visible and frequent law enforcement operations to control public nuisances specifically late at night and over weekends and mitigate crime	Community Services / SAPS
12	14	Zoning of all the off consumption licensed premises in ward 12 and other residential areas in Worcester (as required by Western Cape Liquor Act 4/2008.) The policing of trading hours by law enforcement. The possible amendment to the Breede Valley Liquor Bylaw i.t.o. trading hours on Sundays and public holidays.	Public Services / Strategic Support Services
12	15	Pull overhead ABC Bundle and connect streetlights at the Rawsonville Road between Villiersdorp Road and Malmok	Engineering Services
12	16	Procure a "cherry picker" truck to enable the Parks Department to effectively prune trees lining the streets.	Public Services
12	17	Resealing of roads in the Worcester CBD - particularly those carrying heavy traffic (i.e. all of Church Street, Tulbagh Street, Russell Street and De Wet Street)	Engineering Services / Public Services
12	18	Develop a playpark at the intersection of Russelskema or upgrade the intersection in Russelskema	Public Services



WARD PLAN FOR WARD 13 – 2022/23
CONTACT NUMBER: 084 660 1116



DEMOGRAPHIC PROFILE – WARD 13

Description	Statistics
WARD SIZE	6,09 km ²
WARD POPULATION	7592
EMPLOYED PEOPLE IN THE WARD	2822
HOUSEHOLDS WITH ELECTRICITY	1716
EMPLOYMENT STATUS OF HOUSEHOLD HEAD	1093
PIPED WATER (TAP) INSIDE DWELLING FOR HOUSEHOLDS	1476
REFUSE REMOVAL BY LOCAL AUTHORITY FOR HOUSEHOLDS	1747
FLUSH TOILET FOR HOUSEHOLDS	1694

WARD COMMITTEE MEMBERS

Ward Councillor	Election Venue	Election Date	Ward Committee Details				
			First name	Surname	Gender	Sector/Geographic/Block	Number of Votes
R Farao	Maranatha Church	26 January 2022	Denzille	Baadjes	Male	Area – Riverview	Uncontested
			Ashley	Dreyden	Male	Area – Johnsons Park	Uncontested
			Christina	Fielies	Female	Area – Riverview	Uncontested
			Robert	Jack	Male	Area – Johnsons Park	Uncontested
			Steve	Jacobs	Male	Area – Riverview	Uncontested
			Betsie	Jansen	Female	Area – Hex Park	Uncontested
			Anthony	Kouter	Male	Area – Riverview	Uncontested
			Desire	Lakay	Female	Area – Johnsons Park	Uncontested
			Eileen	Porter	Female	Area – Riverview	Uncontested
			Steven	Zekoe	Male	Area – Johnson Park	Uncontested

WARD PRIORITIES

Ward	Order	Priority Description	Department
13	1	Relocation of 7 outside toilets in houses at Riverview (addresses have been confirmed)	Community Services
13	2	Paving of the sidewalk at Eden School (from entrance gate to road - approximate width 5m; length 3m)	Public Services / Engineering Services
13	3	In Aan De Doorns Road (Rooipad): 1) Upgrade & extend the sidewalk; 2) provide a commuter "drop-off" zone in the vicinity of Florian Park & Johnsons Park 2 (exact areas TBC with ward councillor)	Public Services / Community Services
13	4	Resealing of roads - Johnsons Park 2 (Duncan Road, Alister Road & Dudley Road) & Noble Park (Dawood Street, Kies Street & Curry Street)	Engineering Services
13	5	Construct safety railing at the entrance of Lilly farm	Community Services / Public Services / Engineering Services
13	6	Prioritise pothole repair throughout the ward	Public Services
13	7	Construct a speed hump at 20 Brooks Street	Engineering Services
13	8	Repair damaged high mast light located in Brooks Street	Engineering Services
13	9	Upgrade sewerage system	Public Services / Engineering Services
13	10	Identify vacant land in ward 13 (Riverview) suitable for the development of playparks and multi-purpose playing surfaces	Strategic Support Services / Public Services



WARD PLAN FOR WARD 14 – 2022/23
CONTACT NUMBER: 072 956 2047



DEMOGRAPHIC PROFILE – WARD 14	
Description	Statistics
WARD SIZE	0,99 km ²
WARD POPULATION	5924
EMPLOYED PEOPLE IN THE WARD	1769
HOUSEHOLDS WITH ELECTRICITY	1314
EMPLOYMENT STATUS OF HOUSEHOLD HEAD	611
PIPED WATER (TAP) INSIDE DWELLING FOR HOUSEHOLDS	1298
REFUSE REMOVAL BY LOCAL AUTHORITY FOR HOUSEHOLDS	902
FLUSH TOILET FOR HOUSEHOLDS	1302


WARD COMMITTEE MEMBERS

Ward Councillor	Election Venue	Election Date	Ward Committee Details				
			First name	Surname	Gender	Sector/Geographic/Block	Number of Votes
J Jack	Victoria Park Primary	27 January 2022	Raool	Antonie	Male	Area - Riverview Flats	55
			Beroldine	Arendse	Female	Area - Riverview Flats	46
			Mario	Damonze	Male	Area - Riverview Flats	49
			David	Daniels	Male	Area - Riverview Flats	98
			Gavin	Michaels	Male	Area - Riverview Flats	95
			Henry	Van Rhyn	Male	Area - Riverview Flats	57
			Bennet	Solomons	Male	Area – Victoria Park	50
			Delmare	Moses	Female	Area – Victoria Park	56
			Kasifa	Shahabodien	Female	Area – Victoria Park	66
			Dinah	Timm	Female	Area – Victoria Park	90

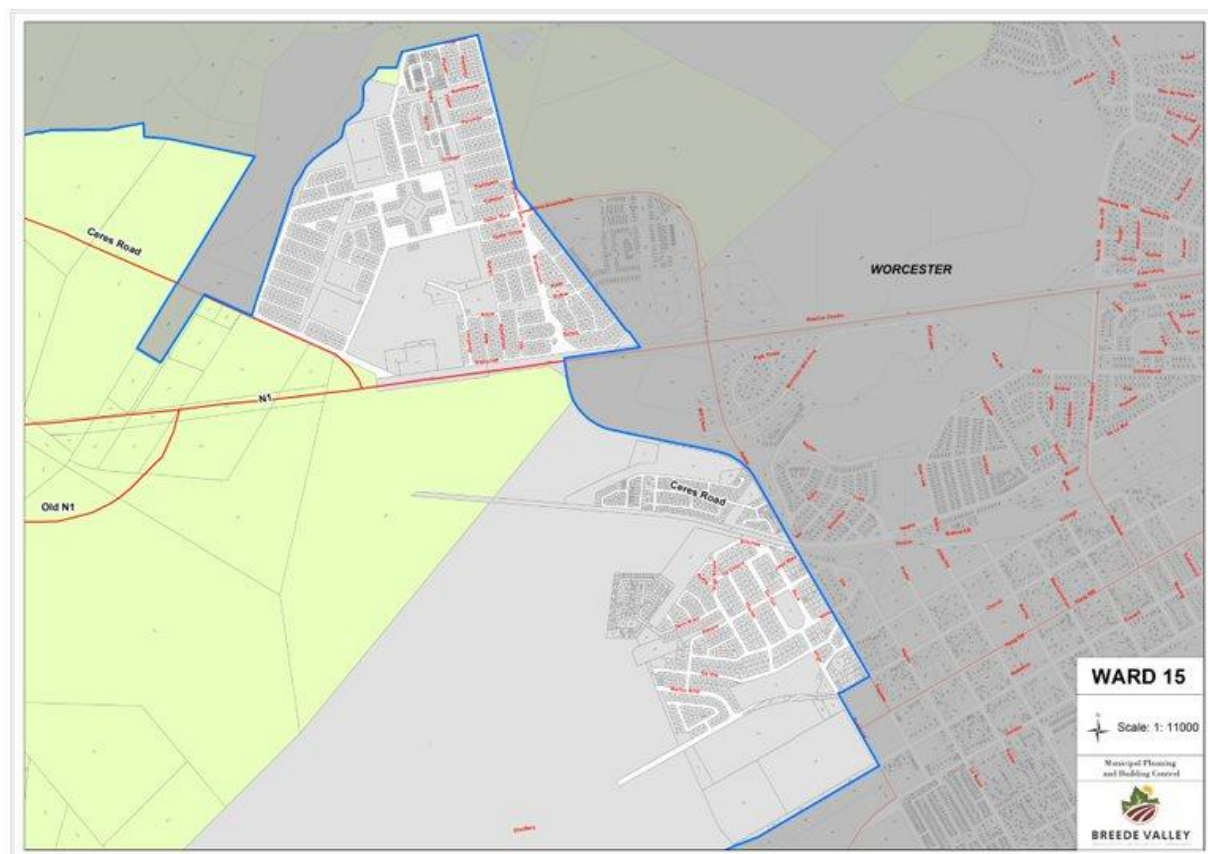
WARD PRIORITIES

Ward	Order	Priority Description	Department
14	1	Reseal cul-de-sac in Kroon Street, Victoria Park	Public Services / Engineering Services
14	2	Fencing of electrical boxes (1 opposite the K & L apartment blocks, and 1 opposite the S & T apartment blocks)	Engineering Services
14	3	Regular pest control in Riverview apartment blocks	Community Services
14	4	Avail R2 million for the maintenance & upgrading of rental units in ward 14, specifically the appointment of a structural engineer to fix the condition of the apartments as serious structural damages are observed. There is also a need for: 1. Damp proofing paint 2. Fixing of gutters & down pipes 3. Fixing of face shelves 4. Fixing of cracks in the structures	Community Services
14	5	Regular area cleaning within ward & provide additional skip bins for Riverview apartments	Public Services
14	6	Demolish illegal structures & proper management of municipal rental units	Community Services
14	7	Budget for commemorative days (e.g. youth days) & community initiatives (e.g. vegetable gardens)	Community Services
14	8	Regular maintenance of park & development of play park (jungle gym) in Riverview apartments	Public Services
14	9	Fixing of concrete (walk area) between the apartments (for example walk area between A & B block, C & D block, etc.)	Community Services
14	10	More visible and frequent law enforcement operations to control public nuisances specifically late at night and over weekends	Community Services / SAPS

Ward	Order	Priority Description	Department
14	11	Draft and implement initiatives to promote a safe environment in the ward	Community Services
14	12	Consider utilising/availing municipal vacant land within the ward, for developmental purposes	Strategic Support Services / Community Services



WARD PLAN FOR WARD 15 – 2022/23
CONTACT NUMBER: 084 369 9178



DEMOGRAPHIC PROFILE – WARD 15	
Description	Statistics
WARD SIZE	51,58 km ²
WARD POPULATION	8104
EMPLOYED PEOPLE IN THE WARD	3063
HOUSEHOLDS WITH ELECTRICITY	2029
EMPLOYMENT STATUS OF HOUSEHOLD HEAD	1489
PIPED WATER (TAP) INSIDE DWELLING FOR HOUSEHOLDS	1990
REFUSE REMOVAL BY LOCAL AUTHORITY FOR HOUSEHOLDS	1738
FLUSH TOILET FOR HOUSEHOLDS	1928

WARD COMMITTEE MEMBERS

Ward Councillor	Election Venue	Election Date	Ward Committee Details				
			First name	Surname	Gender	Sector/Geographic/Block	Number of Votes
J Pieters	NGK Vallei Kerk	20 January 2022	Jacobus	Koert	Male	Area – Langerug	Uncontested
			Kobus	Jones	Male	Area – Worcester	Uncontested
			Elmane	Lewis	Female	Area – Goudini-weg	Uncontested
			Willem	Barnard	Male	Area – Worcester	Uncontested
			Isak	Jones	Male	Area – Goudini-weg	Uncontested
			Jennifer	Tolè	Female	Area – Lulu Farm	Uncontested
			Jan George	Meiring	Male	Area – Somerset Park	Uncontested
			Francois	Williams	Male	Area – Worcester Wes	Uncontested
			Jan Dederick	Gerber	Male	Area – Worcester Wes	Uncontested
			Vacant	Vacant	Vacant	Area - TBD	

WARD PRIORITIES

Ward	Order	Priority Description	Department
15	1	Investigate & implement improved traffic flow/regulation: (1) one-way traffic in Distillery Road during the following times: 7:00 - 8:00; 12:00 - 14:00 and 17:00 - 19:00; (2) in the R43 (from Durban Street - N1 off ramps and all associated intersections)	Community Services
15	2	Resealing & upgrading of Roads: <ul style="list-style-type: none"> • Distillery Street • Marius Smit • Duiker Avenue • Botha Crescent • Bosman Street • De Villiers Street • Hugo Naude Avenue • Du Toit Street • Upgrade the R43 (Mitchell's Pass) bridge enroute to Altona with double lanes to accommodate increased traffic 	Public Services / Engineering Services
15	3	Regular cleaning (at least once per month) in ward 15 (parks & open spaces, including stream flowing adjacent to Worcester Primary School) as well as all entrances to Worcester	Public Services
15	4	Clean and maintain the side walk in Altona Boulevard (at least once per month)	Public Services
15	5	Replacing of water pipes: Botha Crescent	Public Services
15	6	Installation of CCTV in Cilliers-, De Vos- and Somerset Street, at the entrance of Worcester West and Langerug area.	Community Services
15	7	Development and maintenance of parks and open spaces: (1) "Jungle Gym" in Worcester West (priority to be removed subject to completion); (2) play park / open	Public Services

Ward	Order	Priority Description	Department
		air gym equipment at the open park in Governor Street; (3) correctly configure irrigation systems and sprayers to prevent water loss at all parks; (4) play park/skate park/mini soccer playing surface in Langerug between Malan & Cilliers Street; (5) play park between Plover Street & Goedehoop Avenue Worcester West	
15	8	Erection of flood light(s) at the following locations: <ul style="list-style-type: none"> • in Maitland Street, projecting towards the open space • at the corner of Helen Avenue & Brandwacht Road 	Engineering Services
15	9	Construct a pedestrian pathway adjacent to Distillery Road (approximately 170m)	Public Services / Engineering Services
15	10	Upgrade learner drop-off/pick-up zone in Distillery Road (adjacent to Worcester Primary School)	Public Services / Engineering Services
15	11	Annual maintenance (during winter/prior to fire season) of firebreaks on the western boundary of Worcester West & Langerug	Community Services
15	12	Regular cleaning, maintenance & pest control of sewerage & stormwater network in hotspot areas within ward	Public Services
15	13	Vibacate fence along the park as well as proper fencing next to the railway line from Somersetpark straight to the duikweg at Worcester Gimnasium.	Public Services
15	14	Remove informal vagrants that have illegally settled in and around ward 15 as they present safety risks and proactively manage and prevent informal resettlement	Community Services / Strategic Support Services
15	15	Rugby field at Groenvlei farm Goudini	Community Services

Ward	Order	Priority Description	Department
15	16	Improve area lighting throughout ward 15 and prioritise proactive maintenance thereof	Engineering Services
15	17	Implement speed calming and traffic law enforcement actions to promote pedestrian safety: (1) speed hump at the Du Toit- and Cilliers Street intersection; (2) stop street(s) and/or speed hump(s) in locations within Silver Tree Street, Duiker Avenue, 74 Brandwacht- and 25 Springbok Roads (specific location must be specified)	Community Services / Engineering Services
15	18	Prioritise regular maintenance, cleaning and safeguarding of all cemeteries throughout BVM	Public Services
15	19	Fencing of public open spaces: (1) along the park in Somerset Park (Governor Street) as well as proper fencing next to the railway line from Somersetpark straight to the "duikweg" at Worcester Gimnasium; (2) behind Frere Street between Somersetpark southern border and the railway; (3) at the cul de sac at the end of De Vos Street; at the boarder of Distillery Street; (4) at the boarder of Van Rensburg Crescent	Public Services / Community Services
15	20	Replace old overhead electrical cables with newer cables that are more prone to withstand adverse weather conditions	Engineering Services
15	21	Align/expand the Langerug SRA boundaries with/to the demarcated ward boundary	Strategic Support Services / Financial Services
15	22	Support animal welfare initiatives to limit the amount of stray animals roaming the streets of BVM	Community Services
15	23	Conduct regular area cleaning at the public space located opposite the equestrian club/aerodrome, declare it a natural	Public Services

Ward	Order	Priority Description	Department
		conservation/protected area, monitor and safeguard the natural asset by erecting notice and fair use boards coupled with appropriate law enforcement actions for any contraventions of use	
15	24	Stimulate local tourism by creating/supporting pottery, fabric prints and other tourist paraphernalia (in collaboration with local schools, art schools, churches, community centre's - amongst others) indigenous to Worcester	Strategic Support Services / Community Services / CWD / Province



WARD PLAN FOR WARD 16 – 2022/23
CONTACT NUMBER: 078 625 6918 / 079 935 9851



DEMOGRAPHIC PROFILE – WARD 16	
Description	Statistics
WARD SIZE	0,66 km ²
WARD POPULATION	7938
EMPLOYED PEOPLE IN THE WARD	2448
HOUSEHOLDS WITH ELECTRICITY	2148
EMPLOYMENT STATUS OF HOUSEHOLD HEAD	1623
PIPED WATER (TAP) INSIDE DWELLING FOR HOUSEHOLDS	413
REFUSE REMOVAL BY LOCAL AUTHORITY FOR HOUSEHOLDS	1973
FLUSH TOILET FOR HOUSEHOLDS	1583

WARD COMMITTEE MEMBERS

Ward Councillor	Election Venue	Election Date	Ward Committee Details				
			First name	Surname	Gender	Sector/Geographic/Block	Number of Votes
M Mangali	Zwelethemba MPC	26 January 2022	Ntsokolo	Malingo	Male	Area - 3	Uncontested
			Buyile	Fanele	Male	Area - 3	Uncontested
			Zolile	Shoba	Male	Area - 4	41
			Vuyiswa	Dlikilili	Female	Area - 1	Uncontested
			Rosy	Manqindi	Female	Area - 2	50
			Nombulelo	Msutwana	Female	Area - 4	31
			Nomvuyo	Tabane	Female	Area - 2	41
			Lucia	Makhetha	Female	Area - 2	42
			Vacant	Vacant	Vacant	Area - 1	
			Vacant	Vacant	Vacant	Area - 1	

WARD PRIORITIES

Ward	Order	Priority Description	Department
16	1	Access to electricity, water and toilets in Mandela North	Community Services / Engineering Services
16	2	Relocate outside toilets into houses – Matsila- & Fulang Avenues	Community Services
16	3	Provision of housing in New Mandela	Community Services
16	4	Regular maintenance of sewerage and storm water systems	Public Services
16	5	Tarring of Streets - Moses Mabhida-, Philemon Tyira- & Chris Hani Street	Public Services / Engineering Services
16	6	Identify vacant land for construction of socio-economic facilities such as ECD/Churches/Business	Community Services / Public Services
16	7	Plan and implement crime prevention programmes	Community Services
16	8	Employment opportunities	Strategic Support Services
16	9	Transhex (Klipvlakte) development	Community Services / Engineering Services
16	10	Install a high-mast light in Mashodi Street	Engineering Services
16	11	Improve transformer capacity to provide stable electrical supply specifically during peak use	Engineering Services
16	12	Provide adequate street lighting in the vicinity of the black road near Magwaleni	Engineering Services
16	13	Conduct regular area cleaning and refuse removal in Mandela Square	Engineering Services
16	14	Prioritise the planting of trees in strategic locations throughout the ward to improve air quality	Public Services



WARD PLAN FOR WARD 17 – 2022/23
CONTACT NUMBER: 072 497 3287



DEMOGRAPHIC PROFILE – WARD 17	
Description	Statistics
WARD SIZE	0,33 km ²
WARD POPULATION	3378
EMPLOYED PEOPLE IN THE WARD	615
HOUSEHOLDS WITH ELECTRICITY	920
EMPLOYMENT STATUS OF HOUSEHOLD HEAD	336
PIPED WATER (TAP) INSIDE DWELLING FOR HOUSEHOLDS	612
REFUSE REMOVAL BY LOCAL AUTHORITY FOR HOUSEHOLDS	893
FLUSH TOILET FOR HOUSEHOLDS	893

WARD COMMITTEE MEMBERS

Ward Councillor	Election Venue	Election Date	Ward Committee Details				
			First name	Surname	Gender	Sector/Geographic/Block	Number of Votes
TP Sibozo	Zwelethemba Community Hall	20 January 2022	Abosolom	Stukutezi	Male	Area - 3	48
			Phelele	Mjodo	Female	Area - 2	83
			Harris	Sibeko	Male	Area - 2	65
			Lindelwa	Sweleka	Female	Area - 1	52
			Nokuzola	Mnyuka	Female	Area - 1	71
			Masechaba	Khoka	Female	Area - 4	53
			Victor	Rampeng	Male	Area - 3	48
			Mcebisi	Ntabeni	Male	Area - 3	58
			Neliswa	Bayetwa	Female	Area - 3	51
			Maureen	Jansen	Female	Area - 4	31

WARD PRIORITIES

Ward	Order	Priority Description	Department
17	1	Upgrading of sewerage and sanitation system including the hostel houses' sewerage	Engineering Services
17	2	Speed humps in Fulang Avenue, Mayinjana Avenue & Tusha Street Fulang-, Ngethu-, Mayinjana- & Simanga Avenue	Community Services / Engineering Services
17	3	Construction of toilets at Heritage Park (2 toilets - male & female)	Public Services
17	4	Relocation of outside toilets	Community Services
17	5	Transfer of title deeds	Community Services
17	6	Erect a stone-wall enclosure around the graveyard using riverstones	Public Services
17	7	Investigate & identify possible land for a new graveyard	Public Services
17	8	Paving of gravel roads: Simanga, Halam, Baxa and Khedama	Public Services / Engineering Services
17	9	Investigate the possibility to install CCTV security cameras in the centre of the township and crime hotspot areas (where feasible)	Community Services / Strategic Support Services
17	10	Erect a High Mast Light near Shoprite / Foodworld	Engineering Services
17	11	Develop a play/recreational park (with braai stands) at the open space next to Compound opposite family flats	Public Services



WARD PLAN FOR WARD 18 – 2022/23
CONTACT NUMBER: 078 139 0997



DEMOGRAPHIC PROFILE – WARD 18	
Description	Statistics
WARD SIZE	468,90 km²
WARD POPULATION	8111
EMPLOYED PEOPLE IN THE WARD	3116
HOUSEHOLDS WITH ELECTRICITY	1186
EMPLOYMENT STATUS OF HOUSEHOLD HEAD	1278
PIPED WATER (TAP) INSIDE DWELLING FOR HOUSEHOLDS	1271
REFUSE REMOVAL BY LOCAL AUTHORITY FOR HOUSEHOLDS	1130
FLUSH TOILET FOR HOUSEHOLDS	1465

WARD COMMITTEE MEMBERS

Ward Councillor	Election Venue	Election Date	Ward Committee Details				
			First name	Surname	Gender	Sector/Geographic/Block	Number of Votes
L Yayi	Zwelethemba MPC	25 January 2022	Liziwe	Mdyada	Female	Area - 2	Uncontested
			Pumla	Rini	Female	Area - 4	Uncontested
			Francina	Booyesen	Female	Area - Farms	Uncontested
			Siphokazi	Yanta	Female	Area - 5	42
			Bongani	Ntshingila	Male	Area - 1	39
			Andile	Qithi	Male	Area - 2	Uncontested
			Eric	Memani	Male	Area - 4	Uncontested
			Zoliswa	Skenjane	Female	Area - 3	Uncontested
			Vacant	Vacant	Vacant	Area - Farms	
			Vacant	Vacant	Vacant	Area - Farms	

WARD PRIORITIES

Ward	Order	Priority Description	Department
18	1	Paving of roads in Asla phase 1 & phase 2 (Streets: Busika; Dyabooi; Fadana; Ekwindla; Ikhozi; Tshazimpuzi; Mroxisa; Malangeni & Hobe) & New Mandela (gravel road maintenance: Ashe Road & Ntlakohlaza Street)	Public Services / Engineering Services
18	2	Erect 1 high-mast light at the corner of Njila- & Jack Avenue (adjacent to Mandela Park) and 1 in New Mandela at the corner of Ntlakohlaza Street	Engineering Services
18	3	Water, toilets and electricity for Swartpad residents in Mandela Square	Engineering Services
18	4	Maintenance of sewerage system in ASLA	Public Services
18	5	Play park in Njila Avenue, Mandela Square, ASLA, corner of Busika Street & Colidiza Road	Public Services
18	6	Relocation of toilets (old location)	Community Services
18	7		
18	8	Rescantling of cemetery & repairing of toilets (appointment of a caretaker at the facility)	Public Services
18	9	Youth development and recreational centre	Community Services
18	10	Install ablution facilities (toilets & taps) in park situated in Tshazimpuzi Street	Public Services
18	11	Remove open electrical wiring across the roads	Engineering Services
18	12	Investigate and identify suitable land/open spaces for a crèche in Mandela Square	Community Services / Public Services
18	13	Identification of suitable land for small farmers	Community Services / Public Services
18	14	Second exit for Zwelethemba	Engineering Services

Ward	Order	Priority Description	Department
18	15	Prefabs for creche in Mandela Square as a temporary structure for children of farm workers	Community Services
18	16	Speedhumps in Mtwazi street (New Mandela), 1 in Colidiza Road (corner of Busika Street), 2 speedhumps in Yabo Street & 2 in Njila Avenue	Community Services / Engineering Services
18	17	Install a stormwater tunnel in Skafu Street (opposite Ethiopian Order Church)	Public Services / Engineering Services
18	18	Conduct regular area cleaning activities throughout the ward	Public Services
18	19	Ensure that adequate & functioning area lighting is installed throughout the ward	Engineering Services



WARD PLAN FOR WARD 19 – 2022/23
CONTACT NUMBER: 074 443 9649




DEMOGRAPHIC PROFILE – WARD 19	
Description	Statistics
WARD SIZE	864,97 km²
WARD POPULATION	6124
EMPLOYED PEOPLE IN THE WARD	2810
HOUSEHOLDS WITH ELECTRICITY	994
EMPLOYMENT STATUS OF HOUSEHOLD HEAD	1219
PIPED WATER (TAP) INSIDE DWELLING FOR HOUSEHOLDS	1143
REFUSE REMOVAL BY LOCAL AUTHORITY FOR HOUSEHOLDS	227
FLUSH TOILET FOR HOUSEHOLDS	879

WARD COMMITTEE MEMBERS

Ward Councillor	Election Venue	Election Date	Ward Committee Details				
			First name	Surname	Gender	Sector/Geographic/Block	Number of Votes
M Goedeman	BVM Rawsonville Office	02 February 2022	Prins	Hendrik	Male	Area – Voorsorg Plaas	Uncontested
			Dawid	Fredericks	Male	Area – Florence Plaas	Uncontested
			Sarah	Bosman	Female	Area – Skool plaas	Uncontested
			Brenda	Thomas	Female	Area – Goedeman Park	Uncontested
			Jan	Prins	Male	Area – Louwshoek Plaas	Uncontested
			Vernon	Bailey	Male	Area – Lemoenpoort Plaas	Uncontested
			Matthys	Steyn	Male	Area – Moddergat Plaas	Uncontested
			Bay	Cupido	Male	Area – Goudynfruit farm	Uncontested
			Piet	Hendriks	Male	Area – Goedeman Park	Uncontested
			Ouna	Baadjes	Female	Area – Klein Pokraal Plaas	Uncontested

WARD PRIORITIES

Ward	Order	Priority Description	Department
19	1	Obtaining land for housing development	Community Services
19	2	Host 4 sport events within ward	Community Services
19	3	Investigate and prevent sewage spills in rural areas	Public Services
19	4	Investigate the feasibility to construct a partial diamond interchange at the Rawsonville Weigh Bridge (N1 & R101)	National / Province / CWD / Public Services / Engineering Services
19	5	More frequent cutting of the grass growing on the sidewalks of the roads - Louwshoek-Boontjiesrivier Road, Rawsonville	CWD / Public Services
19	6	Construct paved sidewalks - Louwshoek-Boontjiesrivier Road, Rawsonville	CWD / Province / Public Services
19	7	Construct a community hall in ward 19	Community Services
19	8	Expand the existing graveyard and/or identify suitable land for a new graveyard in Rawsonville	Public Services
19	9	Construct a sidewalk at Goedeman Park	Public Services
19	10	Develop a play park at the public open space located in Goedeman Park	Public Services



WARD PLAN FOR WARD 20 – 2022/23
CONTACT NUMBER: 076 198 9088



DEMOGRAPHIC PROFILE – WARD 20

Description	Statistics
WARD SIZE	246,78 km²
WARD POPULATION	7627
EMPLOYED PEOPLE IN THE WARD	3279
HOUSEHOLDS WITH ELECTRICITY	1252
EMPLOYMENT STATUS OF HOUSEHOLD HEAD	1429
PIPED WATER (TAP) INSIDE DWELLING FOR HOUSEHOLDS	1300
REFUSE REMOVAL BY LOCAL AUTHORITY FOR HOUSEHOLDS	961
FLUSH TOILET FOR HOUSEHOLDS	1123


WARD COMMITTEE MEMBERS

Ward Councillor	Election Venue	Election Date	Ward Committee Details				
			First name	Surname	Gender	Sector/Geographic/Block	Number of Votes
A Pietersen	BVM Rawsonville Office	02 February 2022	Jodre	Minnaar	Male	Area - Klipdrift	Uncontested
			Adam	Lesley	Male	Area - Klipdrift	Uncontested
			Leslie	Bruintjies	Male	Area - Klipdrift	Uncontested
			Margareth	Williams	Female	Area - Slanghoek	Uncontested
			Hanneli	Van Wyngaardt	Female	Area - Slanghoek	Uncontested
			Robert	West	Male	Area - Slanghoek	Uncontested
			Ashley	Joseph	Male	Area – De Nova	54
			Sophie	De Klerk	Female	Area – De Nova	43
			Francois	Ruiters	Male	Area – De Nova	32
			Florina	Roux	Female	Area - De Nova	31

WARD PRIORITIES

Ward	Order	Priority Description	Department
20	1	Every shack to be equipped with a smoke detector	Community Services
20	2	A computer training centre for the youth / youth centre in Rawsonville	Community Services
20	3	Riverbank - improve water flow & provide chemical toilets	Community Services / Public Services
20	4	Investigate the availability of land for housing, a swimming pool and community hall	Community Services / Public Services
20	5	Electrification of Spokies Town	Engineering Services
20	6	Formalisation and transfer of ownership Hammat Pieterse	Community Services
20	7	Dump at the back of Riverbank must be filled up	Public Services
20	8	Provision of satellite fire station	Community Services
20	9	Conduct regular area cleaning activities and promote recycling throughout Rawsonville	Public Services
20	10	Prioritise business support and development to create more employment opportunities	Strategic Support Services
20	11	Investigate the appointment of permanent Law Enforcement Officials for Rawsonville	Community Services
20	12	Upgrade/beautify the CBD (Van Riebeeck Street) in order to promote Tourism	Public Services / Community Services / Strategic Support Services
20	13	Investigate the establishment of a central business premises/node to encourage business activity in de Nova	Public Services / Strategic Support Services
20	14	Raise all pedestrian crossings in Van Riebeeck Street	Public Services / Community Services

Ward	Order	Priority Description	Department
20	15	Investigate the feasibility of a central Taxi Rank with ablution facilities	Community Services / Public Services
20	16	Upgrade the sewerage system throughout Rawsonville	Public Services / Engineering Services
20	17	Prioritise and provide a rugby field in De Nova	Community Services



WARD PLAN FOR WARD 21 – 2022/23
CONTACT NUMBER: 074 779 2252



DEMOGRAPHIC PROFILE – WARD 21	
Description	Statistics
WARD SIZE	10,48 km ²
WARD POPULATION	13752
EMPLOYED PEOPLE IN THE WARD	4336
HOUSEHOLDS WITH ELECTRICITY	2025
EMPLOYMENT STATUS OF HOUSEHOLD HEAD	2088
PIPED WATER (TAP) INSIDE DWELLING FOR HOUSEHOLDS	2065
REFUSE REMOVAL BY LOCAL AUTHORITY FOR HOUSEHOLDS	2952
FLUSH TOILET FOR HOUSEHOLDS	2137

WARD COMMITTEE MEMBERS

Ward Councillor	Election Venue	Election Date	Ward Committee Details				
			First name	Surname	Gender	Sector/Geographic/Block	Number of Votes
D Judge	Avian Park Library	01 February 2022	Elize	Damonze	Female	Area - Onwettig	82
			Mabel	Adams	Female	Area - Onwettig	78
			Clive	Beukes	Male	Area - Block B	66
			Rachel	Apolis	Female	Area - Block A	83
			Elsie	Klaassens	Female	Area - Block A	76
			Christelle	Kruger	Female	Area - Block C	Uncontested
			Dalithando	Methuse	Male	Area - Block C	Uncontested
			Naomie	Sibozo	Female	Area - Block C	Uncontested
			Elmarie	Jantjies	Female	Area - Block D	Uncontested
			Angelina	Lindi	Female	Area - Block D	Uncontested

WARD PRIORITIES

Ward	Order	Priority Description	Department
21	1	Upgrade / replace the sewerage system in Avian Park	Public Services
21	2	Paving of streets (Parakeet-, Penguin- & Osprey Street) and roads in the Avian Park "camp"	Public Services / Engineering Services
21	3	High-mast light in Tortelduif Street must cover a broader area that include Mockingbird- & Magpie Street as well as a high-mast light at the corner of Pelikaan- & Malmok Street.	Engineering Services
21	4	Provision of 30 chemical toilets within the "camp" in Avian Park	Community Services
21	5	Replace electrical boxes in houses & shacks that have burnt down	Engineering Services
21	6	Provision of recreational facilities behind Kolgans- & Kelkiewyn Street (e.g. mini astro turf soccer field and/or play park)	Public Services
21	7	Holistic Community Safety Program: eg. Youth development, Sports development, Skills Development Programmes	Community Services / Strategic Support Services
21	8	Construction/delivery of Community Hall (with a seating capacity of 250 people) within ward 21	Community Services
21	9	Housing - Completion of 708 project and development of open spaces for housing and development	Community Services
21	10	Mobile police station: Staffed by Police officers for safety and to certify documents and sign affidavits.	Community Services
21	11	Mobile fire station to be deployed in Ward 21	Community Services
21	12	Clinic in ward 21	Community Services
21	13	Speed humps: Pelikaan-, Bokmakierie-, Glasogie-, Vink- & Spreeu Street and clear marking of street names for Ward 21.	Community Services / Engineering Services

Ward	Order	Priority Description	Department
21	14	Customer satisfaction survey in Ward 21	Strategic Support Services
21	15	Provide access to electricity in informal settlement	Engineering Services
21	16	Stormwater management behind Kwêvoel Street (informal settlement) to avoid flooding	Public Services / Engineering Services
21	17	Provided adequate street lighting throughout Avian Park (specifically by the "camp" side)	Engineering Services

CHAPTER 9: THE WELL-RUN MUNICIPALITY

WELL-RUN MUNICIPALITY

Breede Valley Municipality continues to build on being a well-run municipality, with strong and committed administration upholding the principles of good governance, maintaining a good credit rating, providing basic services to all and improving our solid productivity rating.

Breede Valley Municipality has laid the foundation of a well-run municipality, having achieved five clean audits in the past six financial years (2018/19 status: unqualified with findings), whilst reclaiming a “clean audit” status (i.e. unqualified audit without findings) in the subsequent financial years. This bears testimony to strong and committed political and administrative components upholding the principles of good corporate governance, thus laying the foundation for effective, efficient and economical service delivery to our communities.

To further the promotion of good governance, Breede Valley Municipality remains committed to ensure that its administration is governed by the following constitutional principles:

- Maintaining a high standard of professional ethics;
- Efficient, economic and effective use of resources;
- Public administration must be development-oriented. This duty extends not only to internal personnel, but to our community at large as well. Human Resources extended intake of graduates from the Breede Valley community into the municipality to ensure that we extend our development initiatives to our community at large;
- Services must be provided impartially, fairly, equitably and without bias;
- Public administration must be accountable, where transparency is fostered;
- Good human-resource management and career-development practices, to maximise human potential, must be cultivated;
- To ensure a public administration is broadly representative of the South African people, with employment and personnel management practices based on ability, objectivity, fairness, and the need to redress the imbalances of the past to achieve broad representation.

Breede Valley Municipality has identified the following two strategic objectives to drive the realisation of the well-run municipality:

STRATEGIC OBJECTIVE 5: TO ENSURE A HEALTHY AND PRODUCTIVE WORKFORCE AND AN EFFECTIVE AND EFFICIENT WORK ENVIRONMENT

STRATEGIC OBJECTIVE 6: TO ASSURE A SUSTAINABLE FUTURE THROUGH SOUND FINANCIAL MANAGEMENT, CONTINUOUS REVENUE GROWTH, CORPORATE GOVERNANCE AND RISK MANAGEMENT PRACTICES

The objectives above will be unpacked in more detail below, and will be pursued through the implementation of the following lead programmes and interventions:

STRATEGIC OBJECTIVE 5:

To ensure a healthy and productive workforce and an effective and efficient work environment

PROGRAMME 9.1: BUILDING HUMAN RESOURCE CAPACITY

PROGRAMME 9.1 (A): DEVELOP MUNICIPAL HUMAN RESOURCE CAPACITY

In preparation of the implementation of the Local Government : Municipal Staff Regulation, emphasis was placed on compliance training. Expenditure was thus prioritised to ensure that there was significant investment in getting staff compliant in terms of their various areas of expertise, especially for all public and engineering services departments.

Investment were made into training ranging from first aid to Trade testing to ensure that employees understood the compliance requirements associated with their jobs. This also allowed us to implement principles of succession planning through capacitation of employees at the unskilled and semi-skilled level. Roll out of internal programmes on Code of Conduct, policy discussions were also implemented to ensure staff are kept abreast of their duties towards the organisation and the community.

The Staff regulations regulates various facets related to recruitment and selection, staff attraction and retention, performance management, etc. Breede Valley Human Resources revised and developed all human resource policies and have developed the following new policies:

New policy	Reason for drafting of the policy
Exit Management Policy	To regulate the process associated with exit of employees
Individual Performance Management Policy	To inculcate the process of monitored performance
Induction Policy	To regulate induction and be sure that you train staff on the local government regulatory environment when new staff are appointed, to increase awareness of constitutional requirements applicable to local government
Internship Policy	To promote a uniform approach which allow graduates access to workplace experiential learning
Placement and Redeployment Policy	To create uniform principles for staff placement of employees aimed at improving employee morale, reduce employee turnover, reduce absenteeism, reduce work-based accident rates, and avoids a misfit between the candidates and the jobs. This will promote placing the right employee, in the right job at the right time
Probation Monitoring Policy	To regulate discipline of new staff for up to twelve months from date of appointment
Promotion, Transfer, Secondment Policy	To create uniform principles for staff promotion, transfer and secondment, allowing opportunities of workplace exposure, applicable to but not limited to those who completed their degrees through the municipal bursary practice
Leave Policy	To promote a uniform approach to manage leave for staff
Unauthorised Absence Policy	To promote staff discipline
Unpaid Leave Policy	To promote staff discipline

These policies will all be consolidated into an employment practice policy manual to promote uniformity in staff employment, skills development and individual performance practices, aligned with the municipal staff regulations. These policies and other amended policies are being workshopped during 2022 to all levels of staff.

The senior management team of Breede Valley Municipality is supported by a municipal workforce of 875 and 74 temporary employees (as at February 2022), in promotion of the execution of the divisions IDP strategic objectives. Every post on the staff establishment has a job description attached to it to ensure that staff are aware of their functions. When new staff are appointed, they receive a copy of their job descriptions to ensure their capacitation and individual performance requirements during their probation periods.

The impact of Covid-19 is still being documented by human resources. There has been a high level of exits due to various reasons including disability related to COVID cases reported during the disaster management declaration period. This had led to exodus of institutional knowledge, which has been mitigated by divisions as far as reasonably possible. Discussions on impact of “long COVID” cases have been escalated to the insurers to stimulate debate and consolidated research on the long-term impact of COVID in the workplace. Occupational research affecting all human resource disciplines have thus been initiated, but will only be completed after data gathering, verification and reporting is completed. The organisational file plan has thus been developed to align consolidation of information in the promotion of human resource research and succession planning, by ensuring that databases are developed and updated regularly.

Section 68(1) of the MSA states that a municipality must develop its human resource capacity to a level that enables it to perform its functions and exercise its powers in an economical, effective, efficient and sustainable way. The structural review has been initiated but will only be completed after the skills audit is completed and published in April 2022. This will ensure alignment of organisational development, individual performance management and skills development. The purpose is to align TASK implementation and outcomes with the staff regulations, whilst promoting service delivery.

The municipality reviews its employment equity status annually and prepares a plan which it intends to implement and report on annually. The actual positions filled are indicated in the following table by post level and by functional level. A total of 162 vacant posts were filled up until 28 February 2022.

POSTS IN THE ORGANISATION					
Permanent Positions Filled	Funded Vacancies		Unfunded Vacancies		Total
875	162		111		1148
Representation of Employees					
Employees categorised in terms of gender (permanent and temporary employees)	Male	523			875
	Female	352			
Employees categorised in terms of race (permanent and temporary employees)	Coloured	African	Indian	White	
	550	251	2	72	875

POSTS IN THE ORGANISATION		
Disabled employees		10
Total (permanent and temporary employees)	74	875

Source: February 2022: Samras Information System

Table 85.: BVM Staff Establishment

The table below indicates the number of employees within the specific occupational levels:

Occupational Levels	Male				Female				Total
	A	C	I	W	A	C	I	W	
	17.40%	42.92%	0%	4.27%	11.04%	21.04%	0.10%	3.23%	
Top management	0	4	0	1	0	0	0	0	5
Senior management	6	15	0	5	0	3	0	4	33
Professionally qualified and experienced specialists and mid-management	7	20	0	16	10	21	0	4	78
Skilled technical and academically qualified workers, junior management, supervisors, foremen and superintendents	8	54	0	10	9	14	0	4	99
Semi-skilled and discretionary decision making	52	142	2	7	53	108	0	18	382
Unskilled and defined decision making	70	102	0	2	36	67	0	1	278
Total permanent	143	337	2	41	108	213	0	31	875
Non-permanent	TBC	TBC	TBC	TBC	TBC	TBC	TBC	TBC	TBC
GRAND TOTAL	TBC	TBC	TBC	TBC	TBC	TBC	TBC	TBC	TBC

Source: February 2022: Samras Information System

Table 86.: Workforce Profile (February 2022 - SAMRAS Information System)

The table below indicates the positions filled by post level and functional level as at 28 February 2022:

PER POST LEVEL		
Post level	Filled	Vacant
Top Management (MM and MSA section 57 and 56)	5	1
Senior Management	33	2
Professionals and Middle Management	78	6
Skilled technical and academically qualified workers, junior management, supervisors, foremen and superintendents	99	121
Semi-skilled and discretionary decision-making	382	52
Unskilled and defined decision-making	278	91
Total	875	273
PER FUNCTIONAL LEVEL		
Functional area	Filled	Vacant
Municipal Manager	11	2
Strategic Support Services	69	8
Financial Services	133	14
Community Services	308	49
Public Services	292	178
Engineering Services	62	22
Total	875	273

NOTE: DIRECTOR PUBLIC SERVICES HAS BEEN ENDORSED BY THE MEC IN FEBRUARY 2022 AND THE INCUMBENT OCCUPIED OFFICE ON 7 MARCH 2022

Table 87.: Staff Positions Filled per Post and per Functional Level (February 2022 - SAMRAS Information System)

A high turnover may be costly to a municipality and might negatively affect productivity, service delivery and institutional memory/organisational knowledge. Below is a table that reflect the staff turnover rate within the municipality. The staff turnover rate indicates a decrease from 8.26% in 2018/19 to 5.2% in 2020/21.

The table below indicates the staff turnover rate over the last three years.

STAFF TURNAROUND				
Financial year	Total number of employees at the end of each financial year	New appointments	Number of terminations during the year	Turnover rate
2018/19	896	51	74	8.26%
2019/20	870	52	42	4.83%
2020/21	865	49	45	5.2%

Source: BVM Annual Report 2020/21

Table 88.: Staff Turnaround as at 30 June 2021 (Source: Annual Report 2020/21)

Operational functionality and efficacy of all organisations, municipalities included, remains under pressure due to Covid-19. The labour force, regarded as the primary driving force behind organisational performance, have been particularly impacted. To ensure that the municipality delivers on its primary mandate in a productive, sustainable and safe manner, the following principles will be applied (amongst others):

- Create a safe working environment to limit the possible spread and contamination of Covid-19 in the workplace (i.e. provision of prescribed PPE and face masks, provision of hygiene & sanitary supplies, regular cleaning and disinfection of office spaces, and frequent employee screening and education).
- Encouraging and monitoring adequate productivity levels throughout all organisational levels (which presents a unique challenge during periods of working from home). The municipality will continue to implement measures to ensure that its collective workforce is geared to deliver on its primary service delivery mandate, in a manner that underpins its core values and principles.

Detailed investigations and analyses will be conducted to identify employees that are unable to optimally execute their primary duties due to Covid-19. In such instances, recommendations will be made to temporarily reallocate these employees to departments where their specific expertise can aid in addressing a departmental staff and/or skill shortage. This will be conducted in a consultative, transparent and fair manner.

PROGRAMME 9.1 (B): ORGANISATIONAL DEVELOPMENT AND TRAINING

Breede Valley Municipality, as a caring municipality, is committed to develop its staff to their full potential. The training committee and the skills development facilitator meet monthly to determine the prioritisation of the training of the staff complement of Breede Valley Municipality.

Training is governed by the Skills Development Act, which is very prescriptive in the manner in which training must take place and the targets that must be adhered to, as well as the employment equity targets which should be reached. The Workplace Skills Plan, which is submitted annually on the last day of April, reflects all the training done within the specified period, as well as all the staff trained within the specified year. This plan also sets out the prioritised training for the following financial year. Training is linked to the job description of each employee, which ensures that employees are registered for training that has a direct impact on the performance of their duties. Performance plans (where applicable) will therefore be aligned with the strategic objectives and the TASK job functions. The municipality envisages rolling-out the implementation of its staff performance management system for all staff by 2022.

PROGRAMME 9.1 (C): BUILDING MUNICIPAL ADMINISTRATIVE AND INSTITUTIONAL CAPACITY

The municipality has the following policies and service delivery improvement plans to support the workforce in delivering on the strategic objectives:

SCHEDULE OF POLICIES		
Name of Policy, Plan or System	Status	Responsible Department
Acting Allowance Policy	Approved	Strategic Support Services
Asset Management Policy	Approved	Financial Services

SCHEDULE OF POLICIES		
Name of Policy, Plan or System	Status	Responsible Department
Attendance and Punctuality Policy	Approved	Strategic Support Services
Audit Committee Charter	Approved	Office of the Municipal Manager
Borrowing Policy	Approved	Financial Services
Budget Implementation and Management Policy	Approved	Financial Services
Budget Virement Policy	Approved	Financial Services
Code of Ethics	Approved	Office of the Municipal Manager
Communication Policy	Approved	Strategic Support Services
Conferment of Civic Honours Policy	Approved	Strategic Support Services
Costing Policy	Approved	Financial Services
Credit Control and Debt Collection Policy	Approved	Financial Services
Development Charges for Engineering Services Policy	Approved	Engineering Services
Employee under the Influence of Intoxicating Substances Policy	Approved	Strategic Support Services
Employment Equity Policy	Approved	Strategic Support Services
Enterprise Risk Management Policy	Approved	Office of the Municipal Manager
Fraud and Corruption Policy	Approved	Office of the Municipal Manager
Funding and Reserves Policy	Approved	Financial Services
Grants Policy	Approved	Financial Services
HIV and AIDS Policy	Approved	Strategic Support Services
Housing Administration Policy	Approved	Community Services
ICT Data Backup and Recovery Plan	Approved	Strategic Support Services
ICT Disaster Recovery Policy	Approved	Strategic Support Services
ICT Security Controls Policy	Approved	Strategic Support Services
ICT Service Level Agreement Management Policy	Approved	Strategic Support Services
ICT Service Level Agreement Management Policy (external service providers/vendors)	Approved	Strategic Support Services
ICT User Access Management Policy	Approved	Strategic Support Services
Incapacity due to Ill Health/Injury Policy	Approved	Strategic Support Services
Incapacity due to Poor Work Performance Policy	Approved	Strategic Support Services
Information and Communication Technology Steering Committee Charter	Approved	Strategic Support Services
Insurance Management Policy	Approved	Financial Services
Land Management and Disposal Policy	Approved	Strategic Support Services
Legal Aid Policy	Approved	Strategic Support Services
Long Term Financial Plan	Approved	Financial Services
Municipal Public Accounts Committee Policy	Approved	Office of the Municipal Manager
Occupational Health and Safety Policy	Approved	Strategic Support Services

SCHEDULE OF POLICIES		
Name of Policy, Plan or System	Status	Responsible Department
Overtime Policy	Approved	Strategic Support Services
Performance Management Policy	Approved	Strategic Support Services
Personnel Protective Equipment Policy	Approved	Strategic Support Services
Petty Cash Policy	Approved	Financial Services
Private Work and Declaration of Interests Policy	Approved	Office of the Municipal Manager
Property Rates Policy	Approved	Financial Services
Public Participation Policy	Approved	Strategic Support Services
Records Management Policy	Approved	Strategic Support Services
Recruitment and Selection Policy	Approved	Strategic Support Services
Relocation Policy	Approved	Strategic Support Services
Section 62 Appeals Policy	Approved	Strategic Support Services
Sexual Harassment Policy	Approved	Strategic Support Services
Smoking Policy	Approved	Strategic Support Services
Special Rating Areas Policy	Approved	Financial Services
Standby Allowance Policy	Approved	Strategic Support Services
Study Aid for Employees and Study Leave Policy	Approved	Strategic Support Services
Succession Planning Policy	Approved	Strategic Support Services
Supply Chain Management Policy	Approved	Financial Services
Tariff Policy	Approved	Financial Services
Telecommunications Policy	Approved	Strategic Support Services
Training and Development Policy	Approved	Strategic Support Services
Transport Allowance Policy	Approved	Strategic Support Services
Ward Committee Policy	Approved	Community Services
Whistle Blowing Policy	Approved	Office of the Municipal Manager
Writing-Off Policy	Approved	Financial Services
Youth Development Policy	Approved	Community Services

Table 89.: Schedule of Policies

POLICIES DEVELOPED, BUT IS CONSULTED ON BEFORE COUNCIL APPROVAL	
Bursary Policy (circulating)	Strategic Support Services
Essential Users Scheme Policy (circulating)	Strategic Support Services
Customer Care and Management Services	Strategic Support Services
Renewable Energy Policy	Engineering Services

Table 90.: Policies to be Developed

STRATEGIC OBJECTIVE 6:

To assure a sustainable future through sound financial management, continuous revenue growth, corporate governance and risk management practices

PROGRAMME 9.2: PROVIDING A STABLE MUNICIPAL ENVIRONMENT

PROGRAMME 9.2 (A): INSTITUTIONAL GOVERNANCE

All municipalities, including Breede Valley Municipality, are responsible for delivering municipal functions as specified in Schedule 4B and 5B of the Constitution. The Integrated Development Plan 2022 - 2027 is the principal strategic plan of the municipality that is fully aligned to these constitutional functions and directs and integrates all municipal planning to ensure sustainable growth and development in the municipal area.

BVM is responsible for delivering the following services in accordance with the Constitution:

Municipal Function	Municipal Function Yes / No
Constitution Schedule 4, Part B functions:	
Air pollution	Yes
Building regulations	Yes
Electricity and gas reticulation	Yes
Firefighting services	Yes
Local tourism	Yes
Municipal airports	Yes
Municipal planning	Yes
Municipal health services	No
Municipal public transport	Yes
Municipal public works only in respect of the needs of municipalities in the discharge of their responsibilities to administer functions specifically assigned to them under this Constitution or any other law	Yes
Pontoons, ferries, jetties, piers and harbours, excluding the regulation of international and national shipping and matters related thereto	No
Stormwater management systems in built-up areas	Yes
Trading regulations	Yes
Water and sanitation services limited to potable water supply systems and domestic waste water and sewage disposal systems	Yes
Constitution Schedule 5, Part B functions:	
Beaches and amusement facilities	No
Billboards and the display of advertisements in public places	Yes
Cemeteries, funeral parlours and crematoria	Yes
Cleansing	Yes

Municipal Function	Municipal Function Yes / No
Control of public nuisances	Yes
Control of undertakings that sell liquor to the public	Yes
Facilities for the accommodation, care and burial of animals	No
Fencing and fences	Yes
Licensing of dogs	Yes
Licensing and control of undertakings that sell food to the public	No
Local amenities	Yes
Local sport facilities	Yes
Markets	Yes
Municipal abattoirs	No
Municipal parks and recreation	Yes
Municipal roads	Yes
Noise pollution	Yes
Pounds	Yes
Public places	Yes
Refuse removal, refuse dumps and solid waste disposal	Yes
Street trading	Yes
Street lighting	Yes
Traffic and parking	Yes

Table 91.: Municipal Functions

The Breede Valley Municipality is an organ of state within the local sphere of government exercising legislative and executive authority within its area of jurisdiction as determined in terms of the Local Government: Municipal Demarcation Act, 1998. The municipality is categorised as a category B municipality by the Demarcation Board and has an executive mayoral system. The purpose of this chapter is to discuss the governance structure and to put into perspective the institutional structure required to deliver on the objectives in the IDP.

Council

The Council of the Breede Valley Municipality comprises of 41 elected councillors, made up from 21 ward councillors and 20 proportional representation (PR) councillors elected based on the proportionality of votes cast for the respective parties. The portfolio committees are made up of councillors drawn from all political parties. Below is a table that categorises the councillors within their specific political parties and wards (grouped by the capacity and number of seats held in Council):

COMPOSITION OF COUNCIL			
Name of Councillor	Capacity	Political Party	Ward Representing or Proportional
Alderman A. Steyn	Executive Mayor	DA	Proportional
J.J. von Willingh	Deputy Executive Mayor & Mayco	DA	5
Alderman J.F. Van Zyl	Speaker	DA	Proportional
V. Bedworth	Mayco	DA	12
J.R. Jack	Mayco	DA	14
(Dr.) J. Kritzing	Mayco	DA	7
Alderman W.R. Meiring	Mayco	DA	Proportional
P.C. Ramokhabi	Mayco	DA	Proportional
E. van der Westhuizen	Mayco	DA	6
F. Vaughan	Mayco	DA	4
N. Nel	Mayco	FF+	Proportional
P Marais	Chief Whip	FF+	Proportional
Alderman R. Farao	Councillor & CWDM Councillor	DA	13
W. Blom	Councillor & CWDM Councillor (Whip)	DA	Proportional
G. Daames	Councillor	DA	9
M. Goedeman	Councillor	DA	19
S.J. Mei	Councillor	DA	Proportional
J. Pieters	Councillor	DA	15
A. Pietersen	Councillor	DA	20
Alderman M. Sampson	Councillor & Deputy Executive Mayor CWDM	DA	11
L. Willemse	Councillor	DA	Proportional
M.N. Bushwana	Councillor & CWDM Councillor	ANC	Proportional
E.N. Isaacs	Councillor	ANC	Proportional
R. Johnson	Councillor	ANC	1
D. Judge	Councillor	ANC	21
Z.M. Mangali	Councillor	ANC	16
C. Nyithana	Councillor	ANC	2
O. Ralehoko	Councillor	ANC	3
T. Sibozo	Councillor	ANC	17
M.T. Williams	Councillor	ANC	8
L. Yayi	Councillor	ANC	18

COMPOSITION OF COUNCIL			
Name of Councillor	Capacity	Political Party	Ward Representing or Proportional
Alderman C. Ismail	Councillor	BO	Proportional
M Swartz	Councillor	BO	10
C.F. Wilskut	Councillor & CWDM Councillor	BO	Proportional
N.J. Wullschleger	Councillor	BO	Proportional
S. Madlolo	Councillor	EFF	Proportional
J. Mokgosi	Councillor	EFF	Proportional
H. Titus	Councillor	GOOD	Proportional
I. Joseph	Councillor	GOOD	Proportional
T. Manuel	Councillor	ACDP	Proportional
S. Steenberg	Councillor	PA	Proportional

Table 92.: Composition of Council

The Executive Mayoral Committee

The Council has an Executive Mayor and Executive Councillors consisting of the Deputy Executive Mayor, the Speaker (Ex Officio) and eight (8) full-time Councillors who each hold a direct portfolio as assigned by the Executive Mayor. The portfolios assigned to the members of the Executive Mayoral Committee are as follows:

COMPOSITION OF EXECUTIVE MAYORAL COMMITTEE	
Name of Member	Capacity
Executive Mayor: Ald. A. Steyn	Chairperson
Deputy Executive Mayor: Cllr J.J. von Willingh	Protection Services, Agriculture, Health, Education
Cllr V. Bedworth	Sport and Recreation
Cllr J.R. Jack	Engineering Services
Cllr (Dr.) J. Kritzinger	LED, Tourism, Arts & Culture
Ald. W.R. Meiring	Finance, Enterprise & Risk Management, Performance Management, IDP, Audit, Human Resources
Cllr P.C. Ramokhabi	Housing & Human Settlements (Housing Planning & Development)
Cllr E. van der Westhuizen	Public Services
Cllr F. Vaughan	Strategic Support Services (Administration, Legal Services, Communication, Information Technology)
Cllr N. Nel	Community Services

Table 93.: Composition of Executive Mayoral Committee

The role of the Mayoral Committee is to assist and advise the Executive Mayor. The Executive Mayor together with the Mayoral Committee performs those powers and functions that have been designated to the Executive Mayor by the municipal Council.

Committees of Council

The Municipal Structures Act, Act 117 of 1998 (in terms of sections 79 and 80) allows for the establishment of additional committees of municipal councils (statutory committees such as the LLF and APAC, are not included in this regard).

Section 79:

Establishment.—(1) A municipal council may—

- (a) establish one or more committees necessary for the effective and efficient performance of any of its functions or the exercise of any of its powers;
- (b) appoint the members of such a committee from among its members; and
- (c) dissolve a committee at any time.

(2) The municipal council—

- (a) must determine the functions of a committee;
- (b) may delegate duties and powers to it in terms of section 32;
- (c) must appoint the chairperson;
- (d) may authorise a committee to co-opt advisory members who are not members of the council within the limits determined by the council;
- (e) may remove a member of a committee at any time; and
- (f) may determine a committee's procedure."

On this premise, Council resolved that the Municipal Public Accounts Committee be formulated, primarily to exercise oversight over the executive functionaries of council and to ensure good governance in the municipality in an oversight capacity. These committees monitor the delivery and outputs of the executive and may request directorates to account for the outputs of their functions.

Section 80:

Committees to assist executive committee or executive mayor.—

- (1) If a municipal council has an executive committee or executive mayor, it may appoint in terms of section 79, committees of councillors to assist the executive committee or executive mayor.
- (2) Such committees may not in number exceed the number of members of the executive committee or mayoral committee.
- (3) The executive committee or executive mayor—
 - (a) appoints a chairperson for each committee from the executive committee or mayoral committee;
 - (b) may delegate any powers and duties of the executive committee or executive mayor to the committee;
 - (c) is not divested of the responsibility concerning the exercise of the power or the performance of the duty; and

(d) may vary or revoke any decision taken by a committee, subject to any vested rights.

- (4) Such a committee must report to the executive committee or executive mayor in accordance with the directions of the executive committee or executive mayor.

On this premise, Council resolved that five committees be established (Engineering, Public, Finance, Strategic and Community). Executive Councillors (as chairpersons) account for executive decisions and operations performed within the general policy framework agreed to by Council and although the portfolio committees play an oversight role, they have limited decision-making powers. The committees are responsible for submitting their reports to the Mayoral Committee. Due to administrative challenges, these committees are currently not fully functional.

The Executive Management Structure

The administrative arm of Breede Valley Municipality is headed by the Municipal Manager, who has five Section 56 Directors reporting directly to him. The Municipal Manager, as head of the administration, is responsible and accountable for tasks and functions as provided for in Section 55 of the MSA, other functions/tasks as provided for in legislation as well as functions delegated to him by the Executive Mayor and Council. The Office of the Municipal Manager consists of the following: Internal Audit, Office Support, and Enterprise & Risk Management.

Departmental functions

Breede Valley Municipality has five directorates and the functions of each can be summarised as follows:

DIRECTORATE	CORE FUNCTION
Financial Services	Financial Services manages the financial affairs of Council and ensures the optimum use of all Council assets. It is the protector and custodian of public money as it levies and collects taxes and charges from the public. It further administers the expenditure of those taxes and charges on goods, services and assets on behalf of the public.
Strategic Support Services	Strategic Support Services is the secretariat of Council and supports the legislative and executive functions of Council. It is also responsible for cultivating a culture of good governance and administration and to ensure that administrative processes take place in an environment that promotes productivity.
Community Services	The directorate is responsible for the implementation of fire, rescue and disaster management services, traffic and law enforcement services, human settlement and housing management, community facilities (resorts, civic halls and swimming pools), the provision of community services, i.e. library and information services and arts and culture activities. The applicable services are provided in an integrated and coordinated effort with other stakeholders within the municipal service area.
Engineering Services	The directorate is responsible for the planning and provision of bulk infrastructure and services that include planning and the safe and efficient distribution of electricity to customers within the municipal service area, in compliance with the Occupational Health and Safety Act and the Electricity Regulation Act and the management of the electricity infrastructure.

DIRECTORATE	CORE FUNCTION
Public Services	<p>The directorate is responsible for the provision of services that include municipal roads & stormwater, water supply and distribution, sewerage management, refuse collection and sites for the disposal of waste in compliance with all applicable legislative and regulating requirements.</p> <p>The directorate is also responsible for public amenities namely public toilets, recreational facilities and cemeteries. The directorate is further responsible for all town planning activities, GIS and building control within the municipality and compliance with zoning and other aspects of planning legislation.</p>

Table 94.: Core Functions per Directorate

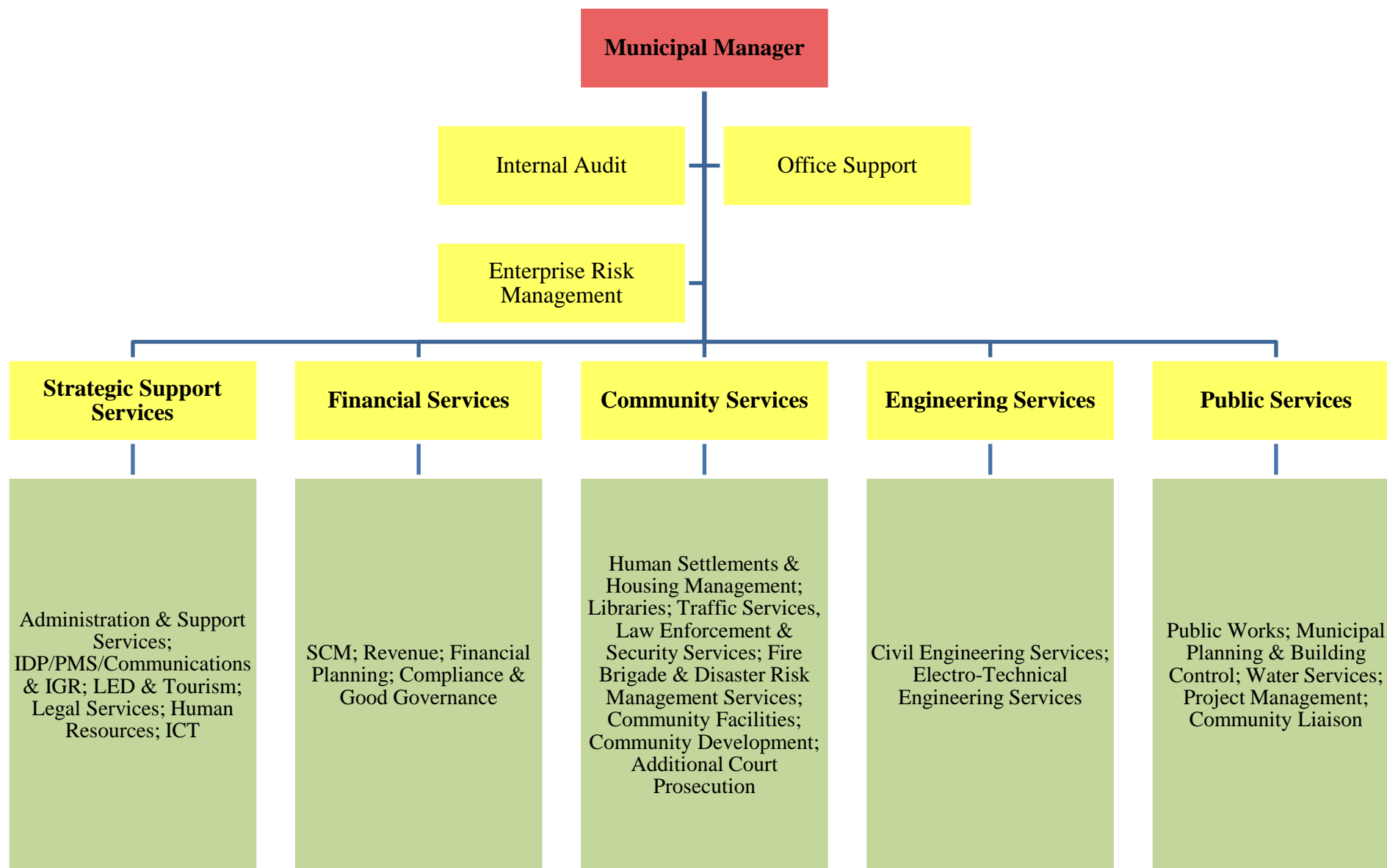


Figure 57.: Macro-Organisational Structure

The macro-organisational structure with departmental functions is indicated in the diagram above. The macro structure was approved and is currently being implemented through the filling of vacancies and placement processes.

Institutional performance

An institutional performance review provides critical information pertaining to the current status and critical service needs, highlights and challenges. The information can provide valuable insight for the management team and guidance to engage in a meaningful planning process to improve service delivery within the municipal area.

The highlights of the past IDP period are summarised per directorate in the tables below.

Directorate	Office of the Municipal Manager
Sub-directorates	Internal Audit; Enterprise Risk Management and Office Support
IDP Strategic Objective	<ul style="list-style-type: none"> ❑ To provide and maintain basic services and ensure social upliftment of the Breede Valley community ❑ To create an enabling environment for employment and poverty eradication through proactive economic development and tourism ❑ To ensure a safe, healthy, clean and sustainable external environment for all Breede Valley's people ❑ To provide democratic, accountable government for local communities and encourage involvement of communities and community organisations in the matters of local government ❑ To ensure a healthy and productive workforce and an effective and efficient work environment ❑ To assure a sustainable future through sound financial management, continuous revenue growth, corporate governance and risk management practices
	<ul style="list-style-type: none"> ❑ Effective internal control environment: <ul style="list-style-type: none"> ⇒ Successfully implement a Municipal Governance Review Outlook system ⇒ Functional Audit and Performance Audit Committee ⇒ Functional Performance Management Evaluation system
	❑ Filling of critical positions: Director: Public Services, Manager: Roads and Stormwater, Facilities, Electrical Services
	❑ Functional Municipal Public Accounts Committee
	❑ Implementation of Regional Socio-economic Projects

Table 95.: Institutional Performance – Office of the Municipal Manager

Directorate	Public Services
Sub-directorates	Public Works; Municipal Planning & Building Control; Water Services; Project Management; Community Liaison
IDP Strategic Objective	<ul style="list-style-type: none"> ❑ To provide and maintain basic services and ensure social upliftment of the Breede Valley community ❑ To create an enabling environment for employment and poverty eradication through proactive economic development and tourism

Directorate	Public Services
Sub-directorates	Public Works; Municipal Planning & Building Control; Water Services; Project Management; Community Liaison
	<ul style="list-style-type: none"> <input type="checkbox"/> To ensure a safe, healthy, clean and sustainable external environment for all Breede Valley's people <input type="checkbox"/> To provide democratic, accountable government for local communities and encourage involvement of communities and community organisations in the matters of local government <input type="checkbox"/> To ensure a healthy and productive workforce and an effective and efficient work environment <input type="checkbox"/> To assure a sustainable future through sound financial management, continuous revenue growth, corporate governance and risk management practices
Successes <ul style="list-style-type: none"> <input type="checkbox"/> Continuous roll-out of wheelie bin project <input type="checkbox"/> Complete reorganisation and management of waste removal <input type="checkbox"/> Completion of organogram for staff establishment <input type="checkbox"/> Introducing of a pipe replacement programme <input type="checkbox"/> Continuous increase in Blue Drop score from 89,02% to 89,16% <input type="checkbox"/> Implement risk abatement plans that decrease the impact of our risks identified <input type="checkbox"/> We had a major success in the fact that our general valuations are now being made available in GIS format (through our intervention) and this allows us to do spatial analysis on a much more complex level, thereby increasing the revenue base of Council <input type="checkbox"/> Our biggest success in the Planning Section was the fact that the staff had all been placed in order to comply with LUPA and SPLUMA legislation 	
Challenges <ul style="list-style-type: none"> <input type="checkbox"/> Inability to attract senior qualified staff due to tedious TASK processes <input type="checkbox"/> We have a challenge in the follow-up on illegal building work implementation, but this will to a large extent be addressed by the valuation tender which would allow us to monitor illegal building work through bi-annual aerial photos <input type="checkbox"/> We face a major challenge with the change in planning legislation, with LUPA and SPLUMA soon to become a reality and the processes, by-laws and staff establishment required by this legislation needing to be fast-tracked and addressed timeously 	

Table 96.: Institutional Performance – Public Services

Directorate	Engineering Services
Sub-directorates	Civil Engineering Services; Electro-Technical Engineering Services
IDP Strategic Objective	<ul style="list-style-type: none"> <input type="checkbox"/> To provide and maintain basic services and ensure social upliftment of the Breede Valley community <input type="checkbox"/> To create an enabling environment for employment and poverty eradication through proactive economic development and tourism

Directorate	Engineering Services
Sub-directorates	Civil Engineering Services; Electro-Technical Engineering Services
	<ul style="list-style-type: none"> <input type="checkbox"/> To ensure a safe, healthy, clean and sustainable external environment for all Breede Valley's people <input type="checkbox"/> To provide democratic, accountable government for local communities and encourage involvement of communities and community organisations in the matters of local government <input type="checkbox"/> To ensure a healthy and productive workforce and an effective and efficient work environment <input type="checkbox"/> To assure a sustainable future through sound financial management, continuous revenue growth, corporate governance and risk management practices
Successes <ul style="list-style-type: none"> <input type="checkbox"/> Completion of Worcester Bulk Water and Sewage Treatment Facilities <input type="checkbox"/> Upgrading of Rawsonville Bulk Water and Sewage Treatment Facilities <input type="checkbox"/> Introduction of the On Key computerised emergency and scheduled maintenance system <input type="checkbox"/> Completion of organogram for staff establishment <input type="checkbox"/> Implement risk abatement plans that decrease the impact of our risks identified <input type="checkbox"/> Completion of resealing programme <input type="checkbox"/> A tarring programme of gravel/dirt roads were introduced, including a departmental road paving construction team. 	
Challenges Inability to attract senior qualified staff due to tedious TASK processes	

Table 97.: Institutional Performance – Engineering Services

Directorate	Financial Services
Sub-directorates	Financial Planning – Revenue - SCM (logistics, expenditure and procurement) – Valuations
IDP Strategic Objective	<ul style="list-style-type: none"> <input type="checkbox"/> To provide and maintain basic services and ensure social upliftment of the Breede Valley community <input type="checkbox"/> To create an enabling environment for employment and poverty eradication through proactive economic development and tourism <input type="checkbox"/> To ensure a safe, healthy, clean and sustainable external environment for all Breede Valley's people <input type="checkbox"/> To provide democratic, accountable government for local communities and encourage involvement of communities and community organisations in the matters of local government <input type="checkbox"/> To ensure a healthy and productive workforce and an effective and efficient work environment <input type="checkbox"/> To assure a sustainable future through sound financial management, continuous revenue growth, corporate governance and risk management practices
<ul style="list-style-type: none"> <input type="checkbox"/> Payment rate of 95% as at 30 June 2021 which, on the backdrop of the Covid-19 pandemic and subsequent socio-economic pressures, is commendable <input type="checkbox"/> Successful implementation of the Municipal Government Review and Outlook (MGRO) process <input type="checkbox"/> Successful drive of Financial Internship Programme 	

Directorate	Financial Services
Sub-directorates	Financial Planning – Revenue - SCM (logistics, expenditure and procurement) – Valuations
	<input type="checkbox"/> Successful implementation of a Financial Revenue Enhancement Plan <input type="checkbox"/> Successful implementation of mSCOA <input type="checkbox"/> Successful implementation of new Valuation Roll

Table 98.: Institutional Performance – Financial Services

Directorate	Community Services
Sub-directorates	Fire, Rescue and Disaster Management - Library and Information Services - Traffic (Law Enforcement, Admin and Licensing) - Housing – Community Facilities – Community Development (arts, culture, youth, aged, women, sport development)
IDP Strategic Objective	<input type="checkbox"/> To provide and maintain basic services and ensure social upliftment of the Breede Valley community <input type="checkbox"/> To create an enabling environment for employment and poverty eradication through proactive economic development and tourism <input type="checkbox"/> To ensure a safe, healthy, clean and sustainable external environment for all Breede Valley's people <input type="checkbox"/> To provide democratic, accountable government for local communities and encourage involvement of communities and community organisations in the matters of local government <input type="checkbox"/> To ensure a healthy and productive workforce and an effective and efficient work environment <input type="checkbox"/> To assure a sustainable future through sound financial management, continuous revenue growth, corporate governance and risk management practices
	<input type="checkbox"/> Disaster Risk Management Plan and Framework reviewed <input type="checkbox"/> IDP review completed <input type="checkbox"/> Fire Services Master Plan reviewed and updated <input type="checkbox"/> Qualified Trench and Confined Space Rescue Technicians trained <input type="checkbox"/> Establish a speed and red-light offence management system <input type="checkbox"/> Upgrading of security with the installation of CCTV cameras <input type="checkbox"/> An Anti-Alcohol and Drugs Centre (SHADOW) was established at the Traffic Department in partnership with the Department of Transport and Public Works <input type="checkbox"/> The establishment of an administrative back office in Rawsonville for the management of speed violations <input type="checkbox"/> Establishment of the Hex Valley Thusong Satellite Service Centre in De Doorns <input type="checkbox"/> Currently constructing the Worcester Youth Café in Ward 11

Table 99.: Institutional Performance – Community Services

Directorate	Strategic Support Services
Sub-directorates	Human Resources - Legal Services – Economic Development - ICT – IDP and Performance Management – Communication – Administration and Auxiliary Services
IDP Strategic Objectives	<input type="checkbox"/> To provide and maintain basic services and ensure social upliftment of the Breede Valley community

Directorate	Strategic Support Services
Sub-directorates	Human Resources - Legal Services – Economic Development - ICT – IDP and Performance Management – Communication – Administration and Auxiliary Services
	<ul style="list-style-type: none"> ❑ To create an enabling environment for employment and poverty eradication through proactive economic development and tourism ❑ To ensure a safe, healthy, clean and sustainable external environment for all Breede Valley's people ❑ To provide democratic, accountable government for local communities and encourage involvement of communities and community organisations in the matters of local government ❑ To ensure a healthy and productive workforce and an effective and efficient work environment ❑ To assure a sustainable future through sound financial management, continuous revenue growth, corporate governance and risk management practices
	<p>❑ ICT - Disaster Preparedness and Management</p> <p>⇒ Part of being prepared for disasters is the virtualisation of the servers in our server room. Three HP servers, on which VMWARE has been installed, form the platform of our virtual system. Windows and Linux servers were set up on VMWARE and the data migrated from the physical servers to the “virtual” servers.</p>
	<p>❑ Human Resources</p> <p>The macro restructuring process was completed on the 26th of January 2021, aligned with IDP priorities communicated during the IDP process in 2020. We have been successful in implementing a fully-fledged electronic HR system including management and reporting on HR staff benefits, skills development and EE in real time and electronic recruitment and selection. Staff recruitment is prioritised 100% with IDP needs and mass recruitment and selection has been initiated. Re-prioritisation of skills development was aligned with OHS requirements to ensure staff can address COVID and other safety issues in the workplace. There is a significant decline in OHS incidents, which is monitored on monthly basis. OHS training and development are done through internal and external service providers. Labour Relations matters are receiving priority with more than 9 employees leaving our employ based on rights considerations and incapacity. All LLF meetings and workshops of policies were initiated and implemented on a monthly instead of annual basis. Disciplinary matters are initiated within time frames prescribed which promotes and instils discipline throughout the entire organisation. Shortcomings leading to non-compliance is dealt with in terms of progressive remediation processes including training and development of middle management on a continuous basis. The policy revision regarding incapacity is complete and escalated to the LLF for discussions before implementation. Policy review and legislative alignment of HR practices are complete and will be workshopped with departments. Integrated operational discussions with other departments are prioritised monthly to ensure that HR implementation remains complaint and relevant. A co-ordinated approach to research within the HR field is initiated and will be ongoing to ensure that staff are conversant with their job functions and can address community needs continuously. Research on the HR partners projects have been completed and will be implemented to ensure HR compliance organisation wide.</p>
	<p>❑ Economic Development</p> <p>The Uitvlugt Industrial Park remains on the planning agenda of the municipality and has also been discussed at a provincial level. The Special Rating Area for the Central Business District in Worcester remains operational and is yielding positive returns.</p>

Table 100.: Institutional Performance – Strategic Support Services

PROGRAMME 9.2 (B): ENTRENCHING MUNICIPAL GOVERNANCE

Governance within the municipal political environment of the Breede Valley Municipality is an ongoing involvement of residents and the accountability of Council members. The leaders of this municipality continuously strive to ensure stable political and administrative leadership and promote compliance with South African legislation applicable to local government and the implementation of its municipal By-Laws and Policies. The members of Council are elected by the communities of the Breede Valley Municipality and will serve for a five-year period until June 2027.

The Breede Valley Municipality continuously strives to balance the municipal vision and objectives with community inputs through risk management and situational analysis, which enhance the decision-making processes of prioritisation within the limited budget for the projections as anticipated.

Various structures of committees and forums are established within Council and the administration to ensure proper checks and balances and good governance. The Breede Valley also has the ability to manage its finances within the National Treasury norms and standards. Proper delegations are in place in terms of roles and responsibilities. We strive to have a well-oiled, performance-driven organisation with clear and smart key performance indicators for a specified period.

Lastly, the Breede Valley Municipality continuously strives to ensure good governance as required by the Constitution of South Africa through the following:

- Proper functioning of the administration
- Ward committee participation
- Integrated development planning
- Proper financial management
- Promotion of local economic development opportunities
- Effective basic service delivery
- Effective structures of assurance providers
- Sound intergovernmental relations.

PROGRAMME 9.2 (C): RECORDS MANAGEMENT

Good governance depends on government's ability to function efficiently and effectively. All governmental bodies need to have ready access to the information they require to perform their services to the public in an accountable manner. Records that are correctly arranged and stored are easily accessible and facilitate transparency and accountability that are the cornerstones of democracy.

The implementation of an effective disposal programme enables a body to dispose of its records regularly either by transferring the archival records to an archives repository or by disposing of the non-archival records when they are no longer required for administrative, legal or other functional purposes. Records require storage conditions and handling processes that take into account their specific physical and chemical properties. Storage conditions and handling processes should be designed to protect records from unauthorised access, loss, damage, destruction, theft and disaster. The records management programme should be staffed by personnel with appropriate skills and knowledge to ensure that it is effective,

efficient, transparent and accountable. The records management programme should be regularly monitored to ensure that it is effective and that it meets the requirements of the National Archives and Records Service of South Africa Act.

Purpose

Western Cape Archives and Record Service requires Breede Valley Municipality to manage its records in a well-structured record-keeping system, and to put the necessary policies and procedures in place to ensure that its record-keeping and records management practices comply with the requirements of the Provincial Archives and Records Service of the Western Cape Act, 2005 (Act No 3 of 2005). Information is a resource of the same importance to good management as other standard resources such as people, money and facilities. The information resources of Breede Valley Municipality must therefore be managed as a valuable asset. Appropriate records management is a vital aspect of maintaining and enhancing the value of this asset. Breede Valley Municipality considers its records to be a valuable asset to:

- enable the municipality to find the right information easily and comprehensively;
- enable the municipality to perform its functions successfully and efficiently and in an accountable manner;
- support the business, legal and accountability requirements of the municipality;
- ensure the conduct of business in an orderly, efficient and accountable manner;
- ensure the consistent delivery of services;
- support and document policy formation and administrative decision-making;
- provide continuity in the event of a disaster;
- protect the interests of the municipality and the rights of employees, clients and present and future stakeholders;
- support and document the municipality's activities, development and achievements;
- provide evidence of business in the context of cultural activity and contribute to the cultural identity and collective memory.

Records management, through the proper control of the content, storage and volume of records, reduces vulnerability to legal challenge or financial loss and promotes best value in terms of human and space resources through greater coordination of information and storage systems.

Policy statement

All records created and received by Breede Valley Municipality shall be managed in accordance with the records management principles of Western Cape Archives and Record Service.

The following broad principles apply to the record-keeping and records management practices of Breede Valley Municipality:

- The municipality follows sound procedures for the creation, maintenance, retention and disposal of all records, including electronic records.
- The records management procedures of the municipality comply with legal requirements, including those for the provision of evidence.
- The municipality follows sound procedures for the security, privacy and confidentiality of its records.
- Electronic records in the municipality are managed according to the principles promoted by Western Cape Archives and Record Service.

- The municipality must implement performance measures for all records management functions so that compliance with these measures can be reviewed.

Relationship with other policies

The Breede Valley Municipality's Records Management Policy is supported by and supports other policies (e.g. ICT Policy, Supply Chain Policy) that cover the unique nature of the broad spectrum of records generated by the municipality. The policy will be managed by the Records Manager in consultation with other role-players (e.g. the Manager: ICT; the Manager: Supply Chain Unit). Where policies which relate / may relate to records management do not exist, they should be formulated, approved and implemented.

Scope and intended audience

This policy impacts upon Breede Valley Municipality's work practices for all those who:

- create records including electronic records;
- have access to records;
- have any other responsibilities for records, for example storage and maintenance responsibilities;
- have management responsibility for staff engaged in any these activities; or manage, or have design input into, information technology infrastructure.

The policy therefore applies to all office bearers/staff, councillors, staff members of the municipality and covers all records regardless of format, medium or age.

Regulatory framework

By managing its paper-based records effectively and efficiently, the municipality strives to give effect to the accountability, transparency and service delivery values contained in the legal framework established by:

- The Constitution (Act 108 of 1996);
- The National Archives and Records Service of South Africa Act (Act No 43 of 1996);
- The Promotion of Access to Information Act (Act No 2 of 2000);
- The Promotion of Administrative Justice Act (Act No 3 of 2000);
- The Electronic Communications and Transactions Act (Act No 25 of 2002);
- The National Archives and Records Service of South Africa Regulations (R158 of 20 Nov. 2002);
- The Local Authority: Municipal Finance Management Act (Act 56 of 2003);
- Provincial Archives and Records Service of the Western Cape Act 2005 (Act No 3 of 2005);
- Regulations Relating to the Provincial Archives and Records Service of Western Cape (P.N. 122/2006);
- The e-Government Framework and the National e-Strategy; and
- Any other current or future legislation pertaining to or referring to Records Management.

Roles and responsibilities

Head of Breede Valley Municipality Administration

The Municipal Manager (a) is ultimately accountable for the record keeping and records management practices of Breede Valley Municipality; (b) is committed to enhancing accountability, transparency and improvement of service delivery by ensuring that sound records management practices are implemented and maintained; (c) supports the implementation of

this policy and requires each office bearer/staff, councillor, staff member to support the values underlying this policy (d) shall designate a Senior Manager to be the Records Manager of the municipality and shall mandate the Records Manager to perform such duties as are necessary to enhance the record keeping and records management practices of the municipality to enable compliance with legislative and regulatory requirements.

Section 56 Managers (Directors) and Senior Managers

Directors and Senior Managers: (a) are responsible for the implementation of this policy in their respective directorates / departments; (b) shall lead by example and shall themselves maintain good record-keeping and records management practices; (c) shall ensure that all staff is made aware of their record-keeping and records management responsibilities and obligations; (d) shall ensure that the management of all records is a key responsibility in the performance agreements of all the staff in their units.

Records Manager

The Records Manager is responsible for: (a) the implementation of this policy; (b) staff awareness regarding this policy; (c) the management of all records according to the records management principles of Western Cape Archives and Record Service; (d) the determination of retention periods in consultation with the users and taking into account the functional, legal and historical need of the body to maintain records of transactions.

The specific duties of the Records Manager are contained in the Records Manager's job description.

The Records Manager (a) is mandated to make such training and other interventions as are necessary available to ensure that the municipality record-keeping and records management practices comply with the records management principles of the Western Cape Archives and Record Service; (b) may from time to time issue circulars and instructions regarding the record-keeping and records management practices of Breede Valley Municipality; (c) shall ensure that all records created and received by Breede Valley Municipality are classified according to the approved file plan and that a written disposal authority is obtained for them from the Western Cape Archives and Record Service. The Administrative Assistant: Registry is the designated Records Manager for the whole Breede Valley Municipality.

Chief Information Officer

The Chief Information Officer (a) is responsible for approval of requests for information in terms of the Promotion of Access to Information Act; (b) shall inform the Records Manager if a request for information necessitates a disposal hold to be placed on records that are due for disposal.

Manager: ICT

The Manager: ICT (a) is responsible for the day-to-day maintenance of electronic systems that stores records; (b) shall work in conjunction with the Records Manager to ensure that public records are properly managed, protected and appropriately preserved for as long as they are required for business, legal and long-term preservation purposes; (c) shall ensure that appropriate systems, procedures and manuals are designed for each electronic system that manages and stores records; (d) shall ensure that all electronic systems capture appropriate systems generated metadata and audit trail data for all electronic records to ensure that authentic and reliable records are created; (e) shall ensure that electronic records in all electronic systems remain accessible by migrating them to new hardware and software platforms when there is a danger of

technology obsolescence including media and format obsolescence; (f) shall ensure that all data, metadata, audit trail data, operating systems and application software are backed up on a daily, weekly and monthly basis to enable the recovery of authentic, reliable and accessible records should a disaster occur; (g) shall ensure that back-ups are stored in a secure off-site environment; (h) shall ensure that systems that manage and store records are virus free.

Comprehensive details regarding specific responsibilities of the Manager: ICT are contained in this policy and the ICT Policy.

Security Manager

The Security Manager is responsible for the physical security of all records. Details regarding the specific responsibilities of the Security Manager are contained in the information security policy.

Manager: Legal Services

The Manager: Legal Services is responsible for keeping the Records Manager updated about developments in the legal and statutory environment that may impact on the record keeping and records management practices of Breede Valley Municipality.

Registry Staff

The Registry Staff are responsible for the physical management of the records in their care.

Office-bearers/Staff, Councillors

Every office bearer/staff or councillor shall create records of transactions while conducting official business and shall manage those records efficiently and effectively by: (a) allocating reference numbers and subjects to paper-based and electronic records according to the file plan; and (b) sending paper-based records to the Registry for filing. Records management responsibilities shall be written into the performance agreements of all councillors, office bearers and staff to ensure that they are evaluated on their records management responsibilities.

Records classification systems and related storage areas

The Breede Valley Municipality has the following correspondence system to organise and store records:

File plan – The Records Management System for the municipality (Reference X10/3/4/2/14B of 2000-11-23), approved and implemented by the National Archivist on 5 December 2000, shall be used for the classification of correspondence records. The file plan shall be used for the classification of paper-based and electronic (including e-mail) records. Each office bearer/staff, councillor, staff member shall allocate file reference numbers to all correspondence (paper, electronic, e-mail) according to the approved subjects in the file plan. When correspondence is created / received for which no subject exists in the file plan, the Records Manager should be contacted to assist with additions to the file plan. Under no circumstances may subjects be added to the file plan if they have not been approved by the Records Manager. Specific procedures regarding the addition and approval of a subject in the system are contained in the Records Management Schedule A of the approved File Plan (X10/3/4/2/14B of 2000-11-23).

Storage areas – Paper-based correspondence files are kept in the custody of the Central Registry. All paper-based correspondence system records and all human resources related records are housed in the Central Registry. Breede Valley Municipality maintains a set of paper-based case files for each staff member. These files are confidential in nature and are housed in a secure storage area in the Central Registry. All these records are under the management of the Records Manager who is mandated to ensure that they are managed properly. The Central Registry is a secure storage area and only Registry Staff are allowed in the records storage area. Office bearers/staff, councillors and staff members that need access to files in the Central Registry shall place a request for the files at the counter or telephonically to the Records Manager / Registry Staff. The Registry shall be locked when it is not in operation. Electronic correspondence records are stored in an electronic repository that is maintained by the ICT Department. Access to storage areas where electronic records are stored is limited to ICT staff who have specific duties regarding the maintenance of the hardware, software and media.

Schedule for records other than correspondence systems – The Records Manager maintains a schedule of all records other than the correspondence system. The schedule contains a description of each set of records other than the correspondence system and indicates the storage location and retention periods of these records regardless of format. Should records be created/received that are not listed in the schedule, the Records Manager should be contacted to add the records to the schedule.

Storage areas – paper-based records other than the correspondence systems are in the custody of the various officials that use them on a daily basis: Encroachment Agreements; Lease Agreements; Miscellaneous Agreements; Title Deeds; Council Minutes; Old Tender documents. These records are under the control of the Records Manager who is mandated to ensure that they are managed properly.

Micrographic records –The Breede Valley Municipality does not have micrographic records.

Audio records – The Breede Valley Municipality has the following audio records that are stored in the network file server: Sound files of Committees of Council, Mayoral Committee and Council meetings. These records are under the control of the Municipal Manager, the Directors and authorised Senior Managers / Administrative officials.

Electronic systems other than the correspondence systems – Breede Valley Municipality has a number of electronic records systems in operation which are not part of the correspondence system and that generate and store public records, namely SAMRAS; On Key; CapMan; Ignite4U; Lexis Nexis; WinDeed; and any other future electronic record systems that may be introduced. The Manager: ICT is responsible for the day-to-day maintenance of these systems. The records maintained in these systems are managed by the Manager: ICT as authorised by the Municipal Manager and Directors who are mandated to ensure that they are managed properly. Additional guidance regarding the management of these systems is contained in the ICT Policy.

Disposal of records

No public records (including electronic records) shall be destroyed, erased or otherwise disposed of without prior written authorisation of Western Cape Archives and Record Service. The Western Cape Archives and Record Service issues

Standing Disposal Authorities for the disposal of records classified against the file plan and on the schedule of records other than correspondence systems. The Records Manager manages the disposal schedule.

Retention periods indicated on the file plan and schedule were determined by taking Breede Valley Municipality's legal obligations and functional needs into account. Should an office bearer/staff, councillor or staff member disagree with the allocated retention periods, the Records Manager should be contacted to discuss a more appropriate retention period. Disposal in terms of these disposal authorities will be executed at least annually. All disposal actions should be authorised by the Records Manager prior to their execution to ensure that archival records are not destroyed inadvertently.

Non-archival records that are needed for litigation, Promotion of Access to Information requests or Promotion of Administrative Justice actions may not be destroyed until such time that the Manager: Legal Services has indicated that the destruction hold can be lifted. Paper-based archival records shall be safely kept in the archiving rooms in the basement until they are due for transfer to the Western Cape Archives and Record Service. Transfer procedures shall be as prescribed by Western Cape Archives and Record Service

Storage and custody

All records shall be kept in storage areas that are appropriate for the type of medium. The Western Cape Archives and Record Services' guidelines shall be applied.

Access and security

Records shall at all times be protected against unauthorised access and tampering to protect their authenticity and reliability as evidence of the business of Breede Valley Municipality. Security classified records shall be managed in terms of the Information Security Policy which is available from the Security Manager. No office bearer/staff, councillor or staff member shall remove records that are not available in the public domain from the premises of the municipality without the explicit permission of the Records Manager in consultation with the Security Manager.

No office bearer/staff, councillor or staff member shall provide information and records that are not in the public domain to the public without consulting the Chief Information Officer. Specific guidelines regarding requests for information will be contained in the Promotion of Access to Information Policy, which is maintained by the Chief Information Officer. Personal information is to be managed in terms of the Promotion of Access to Information Act until such time that specific protection of privacy legislation is enacted.

No office bearer/staff, councillor or staff member shall disclose personal information of any office bearer/staff, councillor or staff member or client of Breede Valley Municipality to any member of the public without consulting the Chief Information Officer first. An audit trail shall be logged of all alterations to / editing of electronic records and their metadata. Records storage areas shall at all times be protected against unauthorised access. The following shall apply: (a) Registry and other records storage areas shall be locked when not in use; (b) Access to server rooms and storage areas for electronic records media shall be managed by ICT Staff in terms of the ICT Policy.

Legal admissibility and evidential weight

The records of Breede Valley Municipality shall at all times contain reliable evidence of business operations. The following shall apply:

- *Paper-based records* – No records shall be removed from paper-based files without the explicit permission of the Records Manager; Records that were placed on files shall not be altered in any way; No alterations of any kind shall be made to records other than correspondence files without the explicit permission of the Records Manager; Should evidence be obtained of tampering with records, the office bearer/staff, councillor or staff member involved shall be subject to disciplinary action.
- *Electronic records* – The Breede Valley Municipality shall use systems which ensure that its electronic records are authentic; not altered or tampered with; auditable; and produced in systems which utilise security measures to ensure their integrity. The Records Management Policy contains information regarding the metadata and audit trail information that should be captured to ensure that records are authentic.

Training

The Records Manager (a) shall successfully complete the Western Cape Archives and Record Service's Records Management Course, as well as any other records management training that would equip him / her for his / her duties; (b) shall identify such training courses that are relevant to the duties of the Registry Staff and shall ensure that the Registry Staff are trained appropriately; (c) shall ensure that all office bearers/staff, councillors and staff members are aware of the records management policy and shall conduct or arrange such training as is necessary for office bearers/staff, councillors and staff members to equip them for their records management duties.

Records management is a shared responsibility between users, Records Managers and managers. All creators of records should be equipped with the necessary skills to capture and manage reliable and authentic records. Programmes for training should encompass all members of management, records and Registry staff as well as all users creating and using records while performing their functions. The Municipal Manager should ensure that an ongoing programme of records management training is established.

The training programme should ensure that the benefits of managing records are widely understood in the organisation. Records Managers, trainers, work study officials and Registry heads should attend the Western Cape Archives and Records Service Records Management Course as well as any other training that might be offered from time to time to equip them for their specific responsibilities in terms of the Act.

The Records Manager is responsible to implement and manage a suitable training programme for managers, employees, contractors and records management staff. He/she should supervise the training of staff regarding records management matters and regularly evaluate the success of the training programme against the effectiveness of the records management programme. The Records Manager is responsible for ensuring that the Registry Head is trained and has attended the Western Cape Archives and Records Service Records Management Course. He/she should also ensure that the Registry head and Registry staff are aware of and adhere to the standards, procedures and methods of records management promulgated in the Provincial Archives and Records Service of the Western Cape Act, 2005. The Records Manager is responsible to ensure

that all staff members are made aware of their joint responsibility in maintaining sound records management practices. He/she should conduct awareness campaigns in this regard.

Monitor and Review

The Records Manager shall review the record keeping and records management practices of Breede Valley Municipality on a regular basis and shall adapt them appropriately to ensure that they meet the business and service delivery requirements of the municipality. This policy shall be reviewed on a regular basis and shall be adapted appropriately to ensure that it meets the business and service delivery requirements of the municipality. The Records Management Programme should be regularly monitored to ensure that it is effective and that it meets the requirements of the Provincial Archives and Records Service of the Western Cape Act, 2005. The Municipal Manager should ensure that compliance monitoring is regularly undertaken to ensure that the records systems, policies, procedures and processes are properly implemented.

PROGRAMME 9.2 (D): EMBARKING ON A LONG-TERM FINANCIAL STRATEGY

1 Introduction and background to the long-term financial plan

The Municipal Finance Management Act (Act 56 of 2003) (hereafter referred to as the MFMA) has identified various financial management practices that are regarded as fundamental to the long-term sustainability of municipalities in South Africa and made these legislative requirements. Although not explicitly mentioned in the MFMA itself, the supporting Municipal Budget and Reporting Regulations of 2009 that support the MFMA refer to a 'long-term financial plan'⁴. Breede Valley Local Municipality (BVM) has accordingly prepared a Long-Term Financial Plan (LTFP) for the period 2015 to 2024.

A LTFP has been defined as a high-level plan that determines the overall financial boundaries within which BVM will operate over next 10 years. The LTFP will be supported by detailed plans and strategies addressing individual elements of financial management.

The LTFP is aligned with and takes consideration of the existing policies of the municipality.

Guiding principles

The LTFP is guided by the following principles:

1. Continuous improvement and expansion in the service delivery framework.
2. Future financial sustainability.
3. Optimal collection of revenue, taking into consideration the socio-economic environment.
4. Efficient, effective and economic expenditure.
5. Optimal utilisation of grant funding and other public donations.

Goal

The overarching goal of the LTFP is to achieve the equitable and sustainable provision of services within a constrained financial environment.

This is interpreted to mean four things specifically:

⁴ In Section 7(1) footnote (1) (g).

1. BVM will strive to balance social and economic goals, providing infrastructure and services to meet the needs of poor households, while also ensuring that the economic base of the municipality is protected through the provision of infrastructure and services for non-poor households and non-residential consumers.
2. BVM will operate in such a way that revenues exceed operating expenditure on a medium-term basis.
3. BVM will raise borrowing to finance the capital expenditure required, but only as long as this is sustainable from a cash flow perspective.
4. BVM will strive to function within the financial norms prescribed by National Treasury.

Approach adopted

The approach adopted in preparing the LTFP has focused on establishing a long-term capital funding plan for the municipality. This is in response to the first guiding principle of the review: in order to continuously improve and expand the service delivery framework, the municipality must be able to invest in infrastructure, both new and existing.

This is also in accordance with the National Development Plan, which notes:

“Infrastructure is not just essential for faster economic growth and higher employment. It also promotes inclusive growth, providing citizens with the means to improve their own lives and boost their incomes. Infrastructure is essential to development.” (National Planning Commission (2012), *Our future – make it work. National Development Plan 2013*, p.44)

A capital funding plan addresses two questions:

1. How much does the municipality plan to spend on infrastructure over the next 10 years in order to provide services to those that do not currently have access, allow for growth and renew infrastructure that already exists?
2. How will the municipality raise the capital funding required for this infrastructure?

The ability to raise finance is dependent on sound cash flow, which in turn is dependent on enhancing revenue and managing expenditure. In other words, while the focus of the LTFP approach is on capital funding, establishing a capital funding framework requires the evaluation of the full operating and cash performance of the municipality.

Background and context

This section provides background information on BVM in order to give context to the Long-Term Financial Plan.

Spatial overview

BVM covers an area of approximately 3 833 km² and includes the towns of Worcester, De Doorns, Touwsrivier and Rawsonville, as well as the rural areas adjacent to and between these towns and the Matroosberg rural area. Informal settlements are currently associated with each town.

Town	Associated informal settlements	The Spatial Development Framework (SDF) divides the municipality into three distinct regions namely the Breede River Valley, the Hex River Valley, and the Touwsrivier Valley.
Worcester	Aspad Avian Park Mandela Square	
De Doorns	Sandhills Stofland Ekuphumleni Hasie Square	
Touwsrivier	Zion Park	

Rawsonville	Geel Kampie Hammat Square (Spokiesdorp)	
-------------	--	--

Table 101.: Informal Settlements in BVM

Socio-economic context

Population and households

BVM had a population of 166 826 people in 2011, according to Stats SA Census 2011, living in 42 526 households. The average household size was 3,92 people, a decline from 4,17 people in 2001. About 10 921 of the households in 2011 (26% of the total) were located in areas outside the urban areas. It is important to note that these households are largely not serviced by BVM. The municipality provides water services, electricity⁵, refuse removal and public services in the urban areas only.

Census 2011 indicates that 2 524⁶ households in 2011 were located in informal settlements, with a further 4 936 households living in informal dwellings in formal urban areas, and 2 470 households living in informal dwellings in rural areas. The total households in informal dwellings in 2011, according to the Census, was 9 743 being 23% of all households. 54% of the households in BVM in 2011 earned less than R3 500 a month and can be considered to be low income. The low-income share is higher in rural areas than in the urban areas where BVM currently provides services (69% in rural areas compared to 36% in urban areas).

Economy

BVM has a fairly diversified economy, with agriculture and the wholesale and retail trade being the largest sectors.

A diverse secondary and tertiary economy has developed around the agricultural sector, including industrial activities associated with the fruit industry which exist in Worcester and Rawsonville and extensive wine production activity. Tourism activities related to agriculture and the wine industry are growing.

Household and economic growth

Household growth and economic growth are the underlying growth rates in the municipality. How will the number of households that must be provided with services grow? How will the number of businesses or industries that must be provided with services grow (this is related to economic growth)? What is the interplay between these growth rates: in other words, will economic growth exceed household growth, resulting in a wealthier customer base that is better able to pay for the services that they receive, or will the reverse be true?

A comparison of Census 2001 and Census 2011 suggests that the number of households in BVM has grown by 7 500 over the period, with average growth of 1,97% per annum. The inter-census growth has primarily been in urban areas, with the number of households living in rural areas shrinking at an average rate of 0,23% per annum and the number of households living in urban areas growing at 3,48% per annum on average. BVM provides services largely in urban areas, so this latter growth rate is particularly relevant.

⁵ Eskom provides electricity in the urban areas, as well as in Rawsonville, Touwsrivier and some parts of De Doorns.

⁶ Note that the municipality estimates this number to be much higher, at least 5 500 households and possibly as high as 8 500.

Sound data on economic growth rates in individual municipalities are typically not available. The Municipal Economic Review and Outlook prepared by Western Cape Provincial Treasury indicates that GDP growth in BVM has been 2,4% on average over the past 10 years.

Infrastructure plans and priorities

Key plans and priorities related to infrastructure are summarised below.

Housing

As noted above, Census 2011 suggests that the housing backlog in the municipality is in the region of 10 000 households. The housing backlog list is currently approximately 23 500 people. The rate of new housing provision is important for BVM because engineered infrastructure (water, sanitation, electricity and roads) must be provided along with houses and the municipality must plan for this expenditure in conjunction with the delivery of housing.

BVM provided 546 housing units in 2013/14 and is planning to provide 751 and 606 in 2014/15 and 2015/16 respectively.

The rate of delivery is highly dependent on the allocation of housing subsidies.

A significant housing project is planned for the TransHex area on the eastern outskirts of Worcester. This includes approximately 7 300 low-income subsidy houses, 1 000 subsidy units aimed at the GAP market and 300 market-related units.

Water

A water and sanitation master plan was approved in 2013. The availability of water in Worcester and Rawsonville is secure up until 2030. New pump/booster stations and/or the upgrading of existing assets in these areas are required to accommodate population growth. In particular, the SDF notes that the Stettynskloof pipeline must be doubled in size to accommodate Worcester's water supply over the forecast period.

A new arrangement with the Hex River Irrigation Board is needed to address the water source at De Doorns. The WTW needs to be upgraded. Touwsrivier may require larger water storage facilities, depending on population growth in the area.

Sanitation

The WWTW in Worcester has been upgraded and extended and should handle sewer flow up until 2025. Rawsonville WWTW needs to be upgraded/refurbished. The Touwsrivier WWTW is overloaded in respect of both volume of flow and organic load, and must be expanded and renewed.

Electricity

The electricity network is adequate and stable in all towns except in the Zwelethemba and Rolihlahla/ Avian Park areas of Worcester, where there is limited capacity of bulk supply cables. Although the other networks are adequate, the equipment is generally old and needs to be renewed.

Solid waste

BVM has a licensed landfill site of 8 hectares in Worcester, which is adequate for the next five years. Studies for a regional landfill site adjacent to the existing site are far advanced and will serve the whole of the Cape Winelands region.

There is an unlicensed landfill site at De Doorns which must be closed; a closure permit for this site still needs to be applied for. A new transfer station will be required after closure.

Roads and stormwater

A R90 million municipal-wide roads project has been approved, but only the most critical roads and streets will be addressed by this project. The remainder of the roads still need considerable upgrading and maintenance.

Certain areas in Worcester and Touwsrivier are prone to flooding and a flood-line study is needed to determine the extent and to plan rectification of the problem.

Asset management

BVM does not have a complete asset register indicating the current replacement cost of existing assets and the condition of those assets. This makes estimation of the need for expenditure on asset renewal difficult. An integrated infrastructure asset management plan is required.

Major infrastructure issues requiring attention

The 'Infrastructure Growth Plan' (2014) prepared by Western Cape Government for BVM indicates the following as the major infrastructure issues requiring attention in the municipality.

Major infrastructure issues according to Infrastructure Growth Plan

Water	A study on the augmentation of water supply in De Doorns is required.
Sanitation	An extension to the Rawsonville WWTW is required and will require an accompanying EIA. An extension to the Touwsrivier WWTW is required and will require an accompanying EIA and Water User Licence application.
Electricity	An Electricity Master Plan is required.
Roads and stormwater	Flood-line studies are required in respect of Avian Park and Transhex housing developments, as well as Touwsrivier. A Stormwater Master Plan is required. A traffic flow study is required.
General	An EIA is required for the Transhex development. Numerous technical studies, reports and plans must be prepared for the Sandhills area.

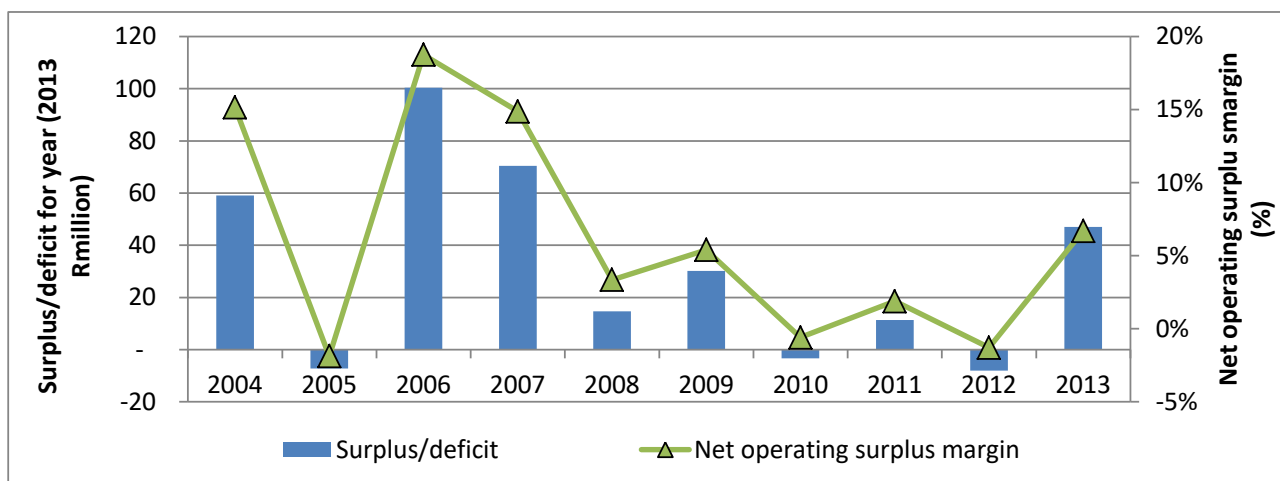
Table 102.: Infrastructure Growth Plan

Historical financial performance

BVM has historically been a strong performer, as shown in the long-term financial trends presented below.

Financial performance

With regard to financial performance, the municipality has generated *surpluses* on the operating account in most years, with small deficits in 2005, 2010 and 2012.



Long-term historic trend in operating surplus/deficit and net operating surplus margin

Liquidity

With regard to financial position, the *current ratio* has remained comfortably above 1,0, indicating sound liquidity and the ability to pay off obligations as they become due.

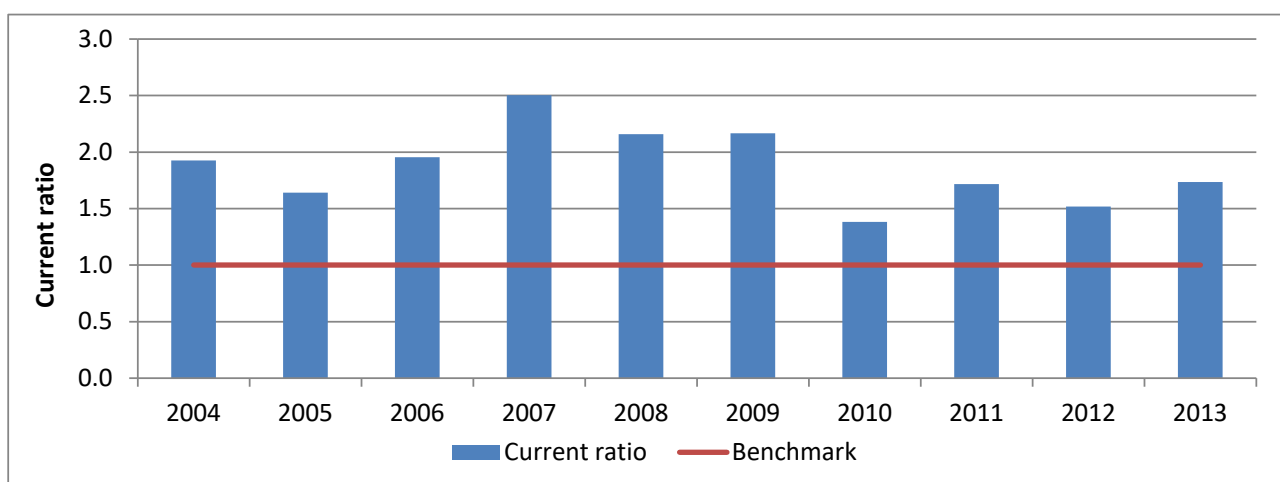


FIGURE 1: LONG-TERM HISTORIC TREND IN CURRENT RATIO

Cash coverage is comfortably within the 1 to 3 months range recommended by National Treasury. The municipality has decreased short-term investments in favour of cash over the past four years.

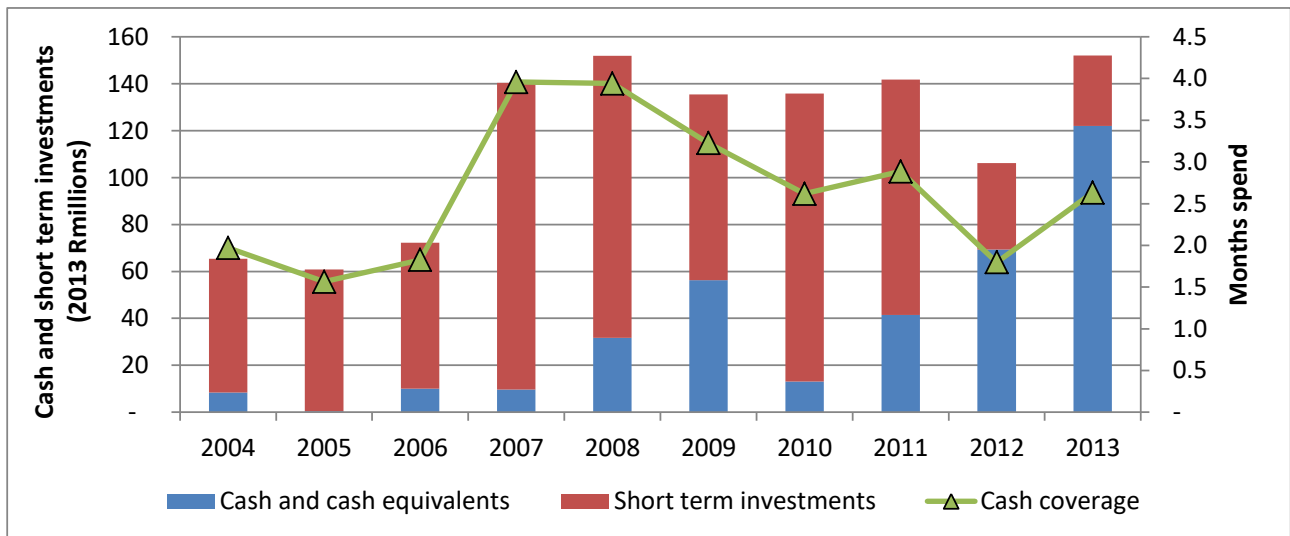


FIGURE 2: LONG-TERM HISTORIC TREND IN CASH AND SHORT-TERM INVESTMENTS AND IN CASH COVERAGE RATIO

Debtors management

Collection rates have historically been strong, meeting or exceeding the National Treasury norm of 95%.

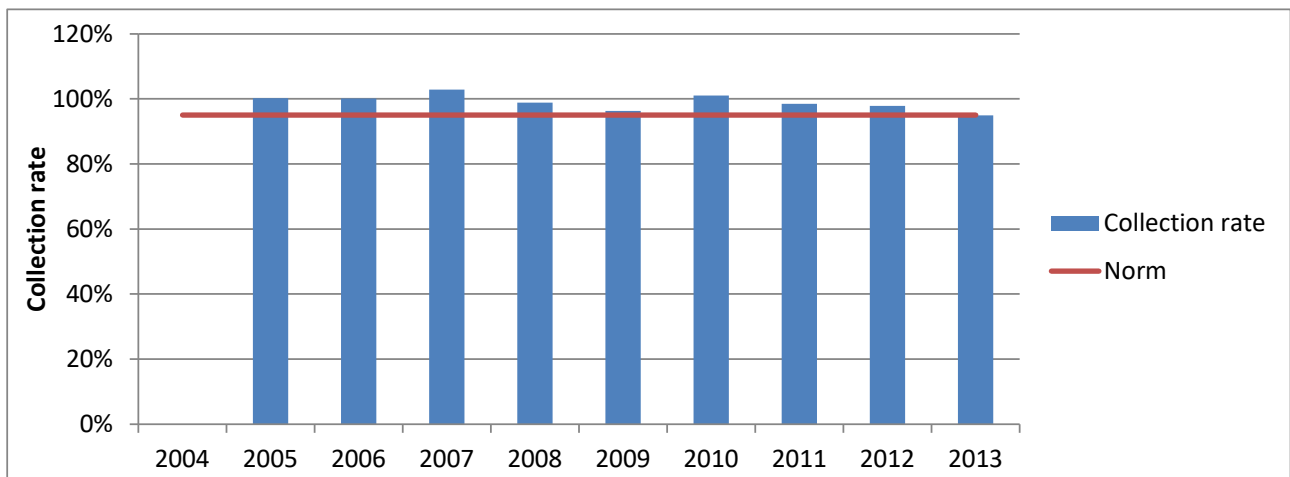


FIGURE 3: LONG-TERM HISTORIC TREND IN COLLECTION RATE

Net debtor days are currently considerably higher than the National Treasury norm of 30 days. This is largely due to a change in the management of debt write-offs: since 2009, debt has been written off only once it is considered irrecoverable.

Once net debtors days have stabilised, write-offs will commence in line with provisions in order to bring net debtors days down to 30 days.

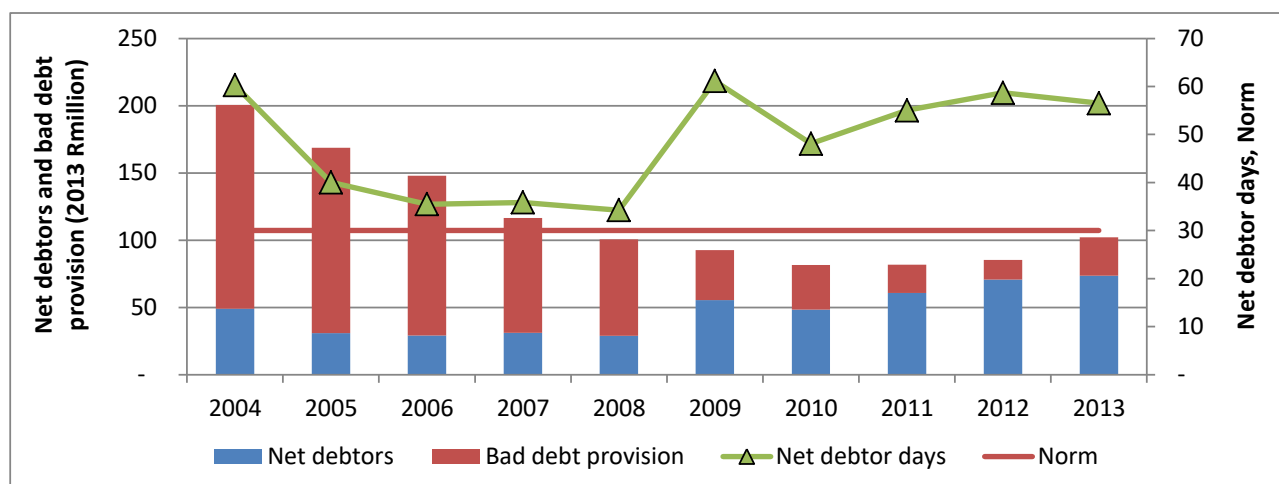


FIGURE 4: LONG-TERM HISTORIC TREND IN DEBTORS AND NET DEBTOR DAYS

Asset management

High levels of *capital expenditure* were incurred during 2010 and 2011 due to the installation of the new WWTW in Worcester. Capital expenditure in recent years has been within the National Treasury norm of 10 to 20% of total expenditure.

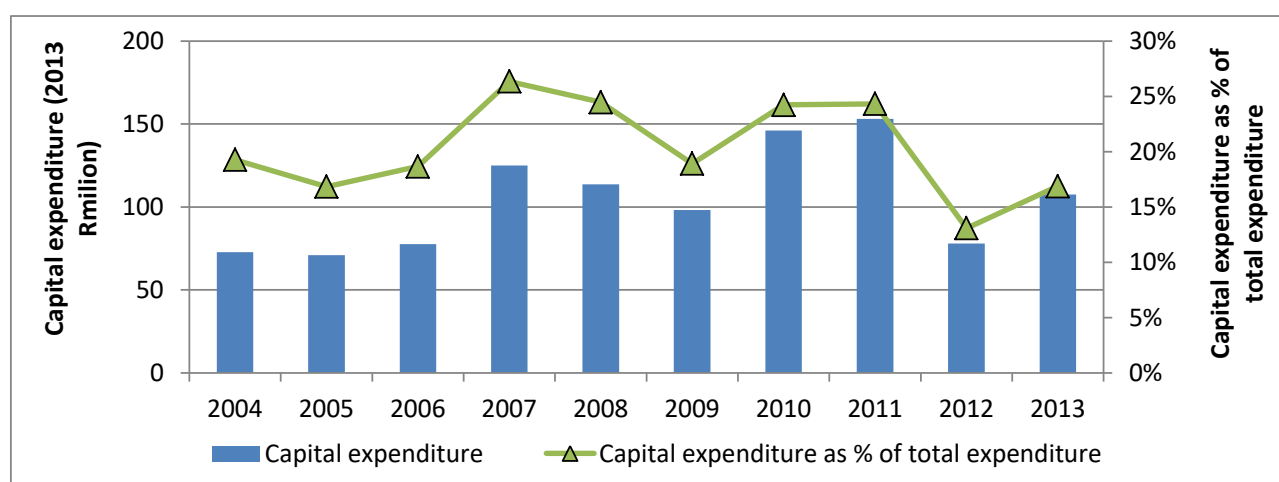


FIGURE 5: LONG-TERM HISTORICAL TREND IN CAPITAL EXPENDITURE

There is a strong drive to promote spending on *repairs and maintenance* in municipalities in South Africa. There is ample data that assets are not being properly operated and maintained, and this is resulting in assets not functioning at their full capacity. National Treasury is promoting a norm of repairs and maintenance expenditure at 8% of the value of Property, Plant and Equipment (PPE). Most municipalities are currently well below the norm: the nine largest South African cities

as a group, for example, spent 3% of the value of their property, plant and equipment on repairs and maintenance in 2011/12⁷.

Repairs and maintenance expenditure in BVM was on a declining trend from 2008 to 2012, but turned around in 2013. Repairs and maintenance as a percentage of the value of PPE was 2,5% in 2013, compared to the National Treasury norm of 8%.

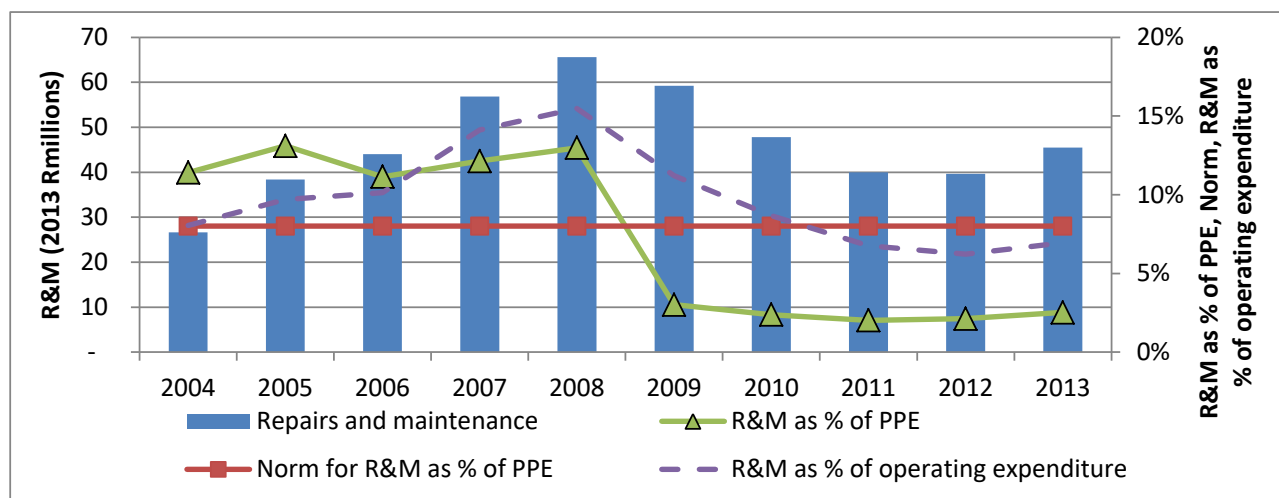


FIGURE 6: LONG-TERM HISTORIC TRENDS IN REPAIRS AND MAINTENANCE EXPENDITURE

Underlying assumptions

A large number of assumptions must be made when devising a long-term plan. The most significant of these are discussed below.

Municipal growth rates

The rates of household and economic growth have been very close. The economy is growing just enough to accommodate the growth in households at the moment, but the extent to which this will remain true is uncertain.

The base assumptions for the financial plan have been household growth of 2,0% per annum on average going forward, with economic growth also at 2,0% per annum. Different combinations of household and economic growth at between 1% and 3% per annum on average have been tested.

Electricity bulk price increases

Increases in the bulk electricity price levied by Eskom on municipalities over the past five years have been a strong driver of rises in operating expenditure. The extent to which these prices will continue to rise is highly uncertain. The modelling has assumed 5% increases above inflation in 2015, with increases of 2% above inflation each year thereafter. Eskom bulk price increases are fully passed on to the customer through increases in the electricity tariff.

⁷ The nine cities include the eight metros plus Msunduzi LM.

Growth in unit operating expenditure

Growth in operating expenditure is driven by two factors: underlying municipal growth, and growth in unit operating expenditures. Operating expenditure must rise to accommodate underlying municipal growth. The efficiency of that rise in expenditure can be measured using a 'unit operating expenditure', which is the operating expenditure per household or customer served. Above zero percentage increases in unit operating expenditure indicate that costs per customer served have risen.

To some extent, growth in unit operating expenditure is outside the control of the municipality: nationally negotiated wage agreements are an example of external drivers of rises in unit operating costs.

BVM aims to offset these external drivers of operating expenditure increase by achieving greater efficiencies in expenditure. Strategies to do this include:

- Cutting unnecessary expenditure.
- Investigating the consolidation of borrowing in order to reduce finance costs.
- Doing comparisons of cost structure with similar municipalities in order to identify areas for efficiency gains.
- Cutting non-core activities.

Excluding bulk purchases, operating expenditure per urban household in BVM has risen by about 1,2% per annum above inflation on average over the past 10 years. The LTFP assumes that that rise will be constrained to 0,5% per annum above inflation in 2015; that the unit operating expenditure will be reduced by 1% per annum in 2016 and 2017; and that it will be maintained at 0% per annum thereafter.

Increases in tariffs above inflation

The extent to which BVM will be able to increase tariffs at a rate that exceeds inflation is probably the most important factor in determining the viability of the municipality in future. As discussed above, there are a number of factors driving expenditure in BVM upwards. BVM will strive to limit these through the achievement of expenditure efficiencies. It will also investigate revenue enhancement strategies prior to introducing any tariff increases.

As a base position, the LTFP assumes that there will be no tariff increases above inflation⁸. BVM will conduct a comparison between its tariffs and those of similar municipalities in the Western Cape.

Growth in government grants and subsidies

Government grants and subsidies have grown strongly historically; at rates often well above inflation. However, recent statements by the Minister of Finance indicate that this growth will be constrained going forward due to the constrained fiscal environment, and that grants and subsidies will be increased by rates below the inflation rate in the medium term at least. As a base position, the LTFP has assumed a growth of 0% per annum in 2014/15, rising back to the point where growth in government grants and subsidies matches the inflation rate by 2020.

Debtor management

⁸ Note that this is aside from those required to accommodate increases in the Eskom bulk electricity price. The LTFP has assumed that BVM will continue to pass these increases on to customers through the tariff.

The target for net debtor days set by National Treasury is 30 days. BVM will reduce net debtor days to the target level by 2018. This will be achieved by maintaining a collection rate of 97% and by appropriate debt write-off.

Repairs and maintenance

BVM will bring repair and maintenance expenditure up to 8% of property, plant and equipment value by 2023.

Other assumptions

Other assumptions made in the projections are summarised below.

<i>Inflation</i>	6% per annum
<i>Interest rate earned on investments</i>	1% above inflation per annum
<i>Interest rate paid on external loans</i>	4% above inflation per annum
<i>Term of future external loans</i>	20 years
<i>Collection rate</i>	95%
<i>Liquidity reserve</i>	25% of cash expenditure

TABLE 16: CAPITAL EXPENDITURE NEED

It is estimated that **R2,77 billion (in 2014 Rands) is needed in BVM over the next 10 years** to eliminate backlogs, allow for growth and renew the existing asset base. This is approximately R277 million p.a. on average.

The need varies between about R2,6 billion and R3,1 billion depending on growth assumptions.

Given that the highest level of capital expenditure incurred in an individual year over the past 10 years is about R150 million, and that capital budgets for the next three years are approximately R80 million p.a., the capital need is significantly higher than previous and planned expenditure.

Classification of the capital expenditure need

Capital expenditure can be classified by service (which infrastructure service is it to be incurred), by customer type (is the expenditure for the poor or non-poor households and non-household consumers) or by expenditure type (is the expenditure for new infrastructure or for the renewal of the existing infrastructure base).

Capital expenditure need by service

The **most significant need for capital expenditure is on electricity**, with roads, water supply and sanitation also requiring significant expenditure.

Note that BVM has recently invested in additional capacity in its water treatment and wastewater treatment plants. No expansion in capacity at these plants is required over the next 10 years and this reduces the need for capital expenditure on water supply and sanitation.

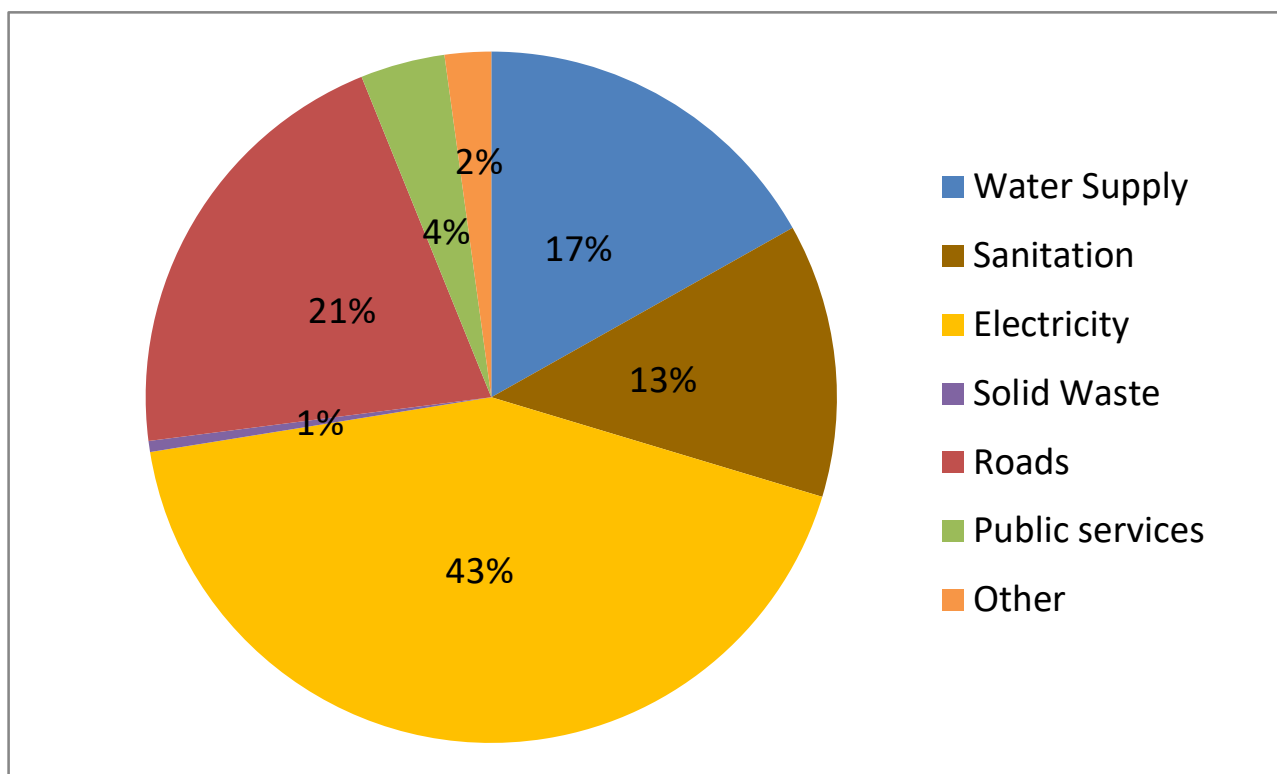


FIGURE 7: BREAKDOWN OF CAPITAL EXPENDITURE NEED BY SERVICE

Capital expenditure need by customer type

Approximately **48% of the capital expenditure need is for infrastructure that will be used by poor households** (defined here as households earning less than R3 500 a month). The remaining 52% of expenditure is for non-poor households and non-household consumers.

Capital expenditure need by expenditure type

Only 32% of the capital expenditure need is for new infrastructure, in other words infrastructure to provide services to those currently without access and to allow for growth. The remaining **68% is for the renewal (rehabilitation, refurbishment and replacement) of the existing infrastructure base**, which is estimated to be worth approximately R5 billion.

Financial performance

The performance of BVM on the operating account over the next 10 years will determine cash flow generated and thus ability to raise capital finance.

BVM aims to comply with the financial norms and standards established by National Treasury, and these have been guiding factors in projecting performance on the operating account.

The operating surplus margin is the key financial indicator in terms of operating performance. The operating surplus margin measures the extent to which BVM generates revenue that is greater than its operating expenditure. This is a key measure of financial sustainability.

Based on the assumptions, **operating surplus margins will remain above 0% over the next 10 years**, with the exception of one year (2021).

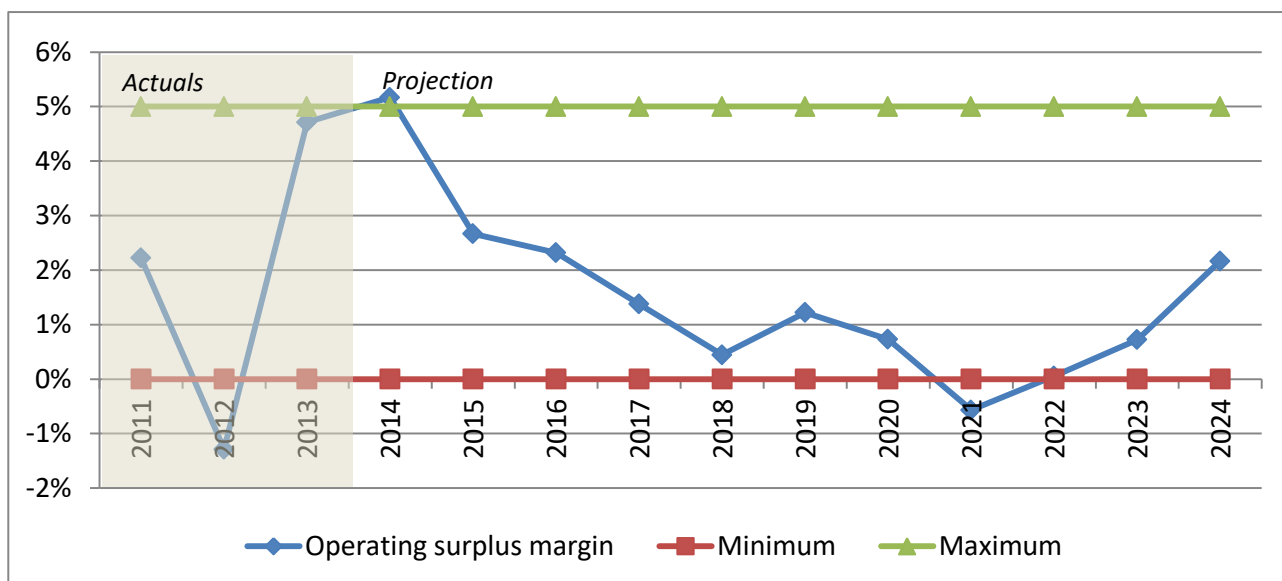


FIGURE 8: PROJECTED OPERATING SURPLUS MARGIN

Cash flow

In many respects, 'cash is king' for municipalities. The extent to which a municipality has a strong cash position is an important indicator of its financial strength. Cash flow is also a key determinant of ability to raise finance via borrowing. BVM will continue to generate strong cash surpluses over the next 10 years, with cash at the end of the year increasing in excess of inflation year on year. The cash coverage ratio is a key indicator of the strength of a municipality's cash position. It is a measure of the number of months of cash expenditure that can be covered by the cash that the municipality has on hand at the end of the year. The cash coverage ratio will be high for a period between 2016 and 2020, and will sit comfortably within the 1 to 3 month range recommended by National Treasury for the remainder of the next 10 years.

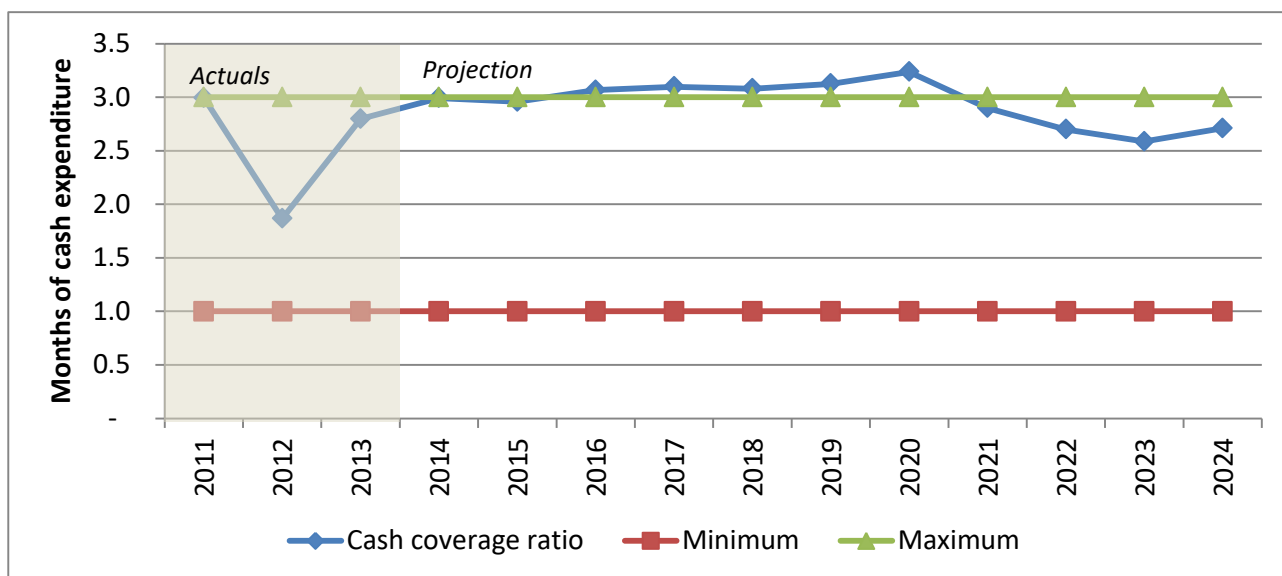


FIGURE 9: CASH COVERAGE RATIO

Sustainable capital programme

Municipalities fund their capital programmes through a mix of grants received from national or provincial government; development charges; cash surpluses generated on the operating account; or borrowing. The extent to which a municipality

is able to borrow depends to a large extent on its cash flow position: banks will only lend to municipalities that can demonstrate that they will have adequate cash available to repay a loan.

A projection of ‘free cash flow’⁹ indicates that BVM can **sustainably finance a capital programme of R1,0 billion over the next 10 years**. This is 36% of the estimated capital need of R2,77 billion.

The figure below shows the sustainable capital programme relative to the capital expenditure need determined in the modelling.

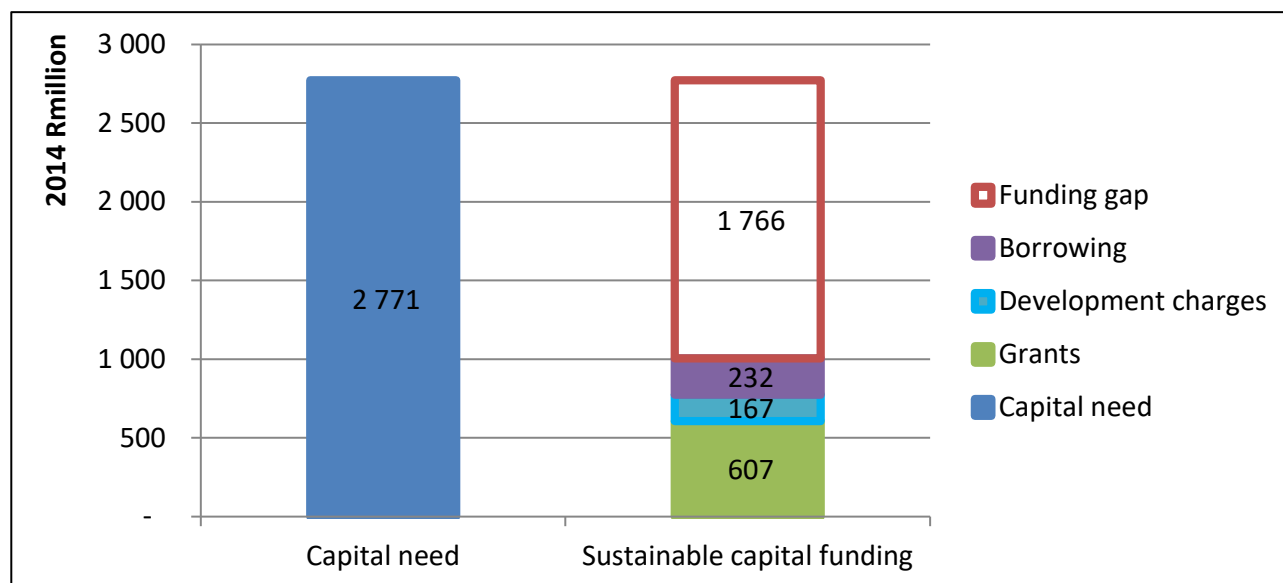


FIGURE 10: SUSTAINABLE CAPITAL PROGRAMME AND FUNDING GAP

With capital grants expected to grow at below inflation in the medium term, BVM can expect to receive about R607 million in capital grants over the next 10 years. If BVM fully recovers the cost of all bulk and connector infrastructure for non-poor households and non-residential customers through development charges, the municipality can raise about R167 million through this finance source over the next 10 years. This is the maximum that will be possible from this finance source. Finally, the ‘free cash flow’ projection indicates that BVM can borrow about R232 million (2014 Rands) over the next 10 years.

The sustainable capital programme per annum, together with funding mix, is shown in the figure below. BVM has historically adopted a pattern of a ‘big push’ on capital expenditure every five years or so. The municipality intends to continue this pattern for the medium term.

⁹ ‘Free cash flow’ is the cash flow generated by the municipality that is not already committed for other purposes. Municipalities must set cash aside for a number of purposes (one example is as a liquidity reserve to cover cash expenditure). ‘Free cash flow’ refers to the cash generated during the year that is not committed for other purposes, and is thus available to service new borrowing.

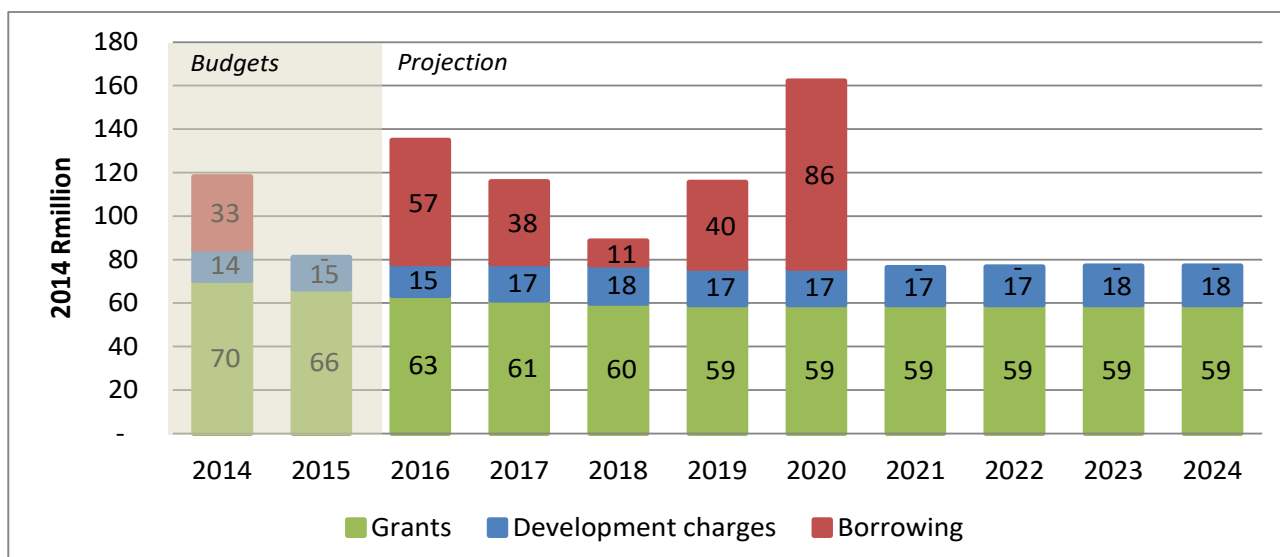


FIGURE 11: SUSTAINABLE CAPITAL PROGRAMME PER ANNUM

Financial position

The financial position of BVM will remain sound over the next 10 years under the plan proposed in this document. Capital expenditure incurred will average 10% of total expenditure for the period. Net debtor days will be reduced to 30 by 2018 and maintained at that level thereafter. The current ratio will dip to 1,48 in 2023, but remain within the norm of 1,5 to 2 for the remainder of the 10 years.

Debt as a percentage of revenue will be slightly below the norm of 45% as recommended by National Treasury for most of the period, and will decline towards the end of the period. This is because cash flow needs time to recover after the borrowing taken up between 2016 and 2020.

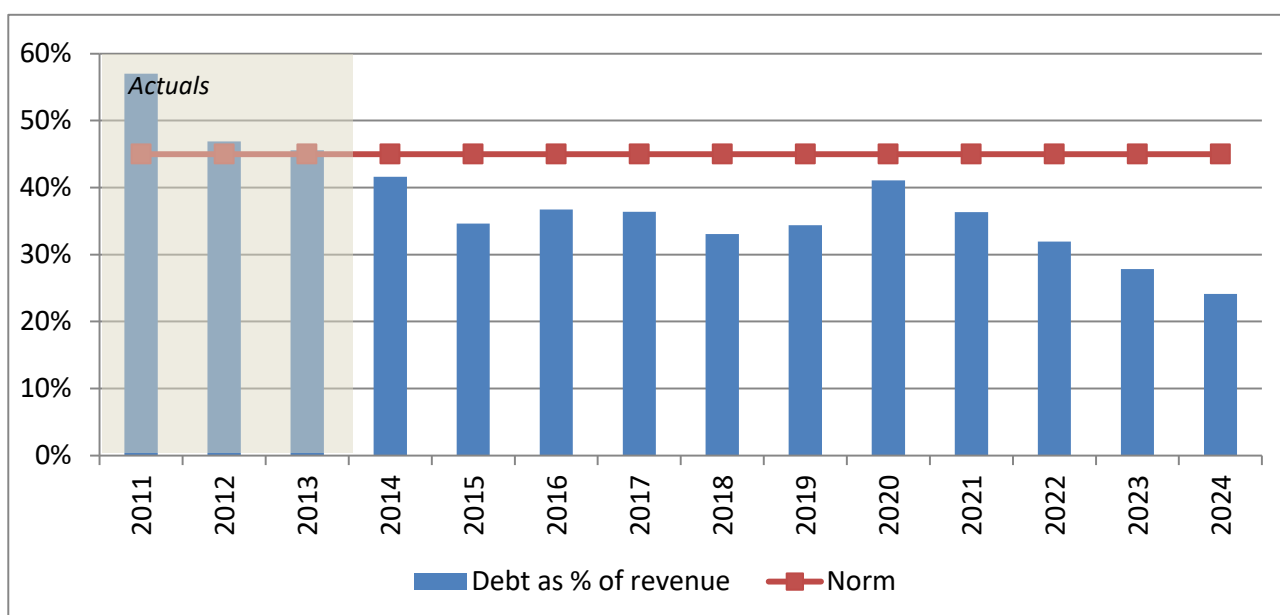


FIGURE 12: PROJECTED DEBT AS % OF REVENUE

Risk assessment

Critical risks for the financial sustainability of BVM are identified and discussed below.

Unsustainable municipal growth patterns

BVM has a strong underlying economy and has seen moderate household growth in recent years. This means that the economy has grown rapidly enough to support the growth in households. If economic growth in the municipality collapses, or household growth increases at a rate significantly above economic growth, then household income will decline and the ability to pay for municipal services will decrease over time. The burden of providing free services becomes higher, and there are fewer high-income households and businesses able to cross-subsidise the cost of providing services to low-income households.

This has been tested in the modelling conducted in preparing the LTTP: if economic growth is only 1,0% p.a. over the next 10 years, but household growth remains at current levels (2,0% p.a. for the municipality as a whole), BVM can continue to operate sustainably, but operating surpluses will come under pressure and the sustainable capital programme will be reduced.

Change	Sustainable capital programme (2014 R billion)	Operating surplus margin in 2024	Total debt as % of total revenue (average over period)
Base scenario	1.0	2.2%	33%
2.0% household growth and 1.0% economic growth	0.89	0.2%	31%

TABLE 17: IMPACT OF REDUCED ECONOMIC GROWTH

The LTTP has assumed that BVM can introduce expenditure efficiencies in order to contain growth in unit operating expenditure. If this is not possible, and unit operating expenditure continues to grow at current rates (approximately 1,2% in excess of inflation each year) the operating position of the municipality worsens and deficits are incurred from 2020 onwards.

Change	Sustainable capital programme (2014 R billion)	Operating surplus margin in 2024	Total debt as % of total revenue (average over period)
Base scenario	1.0	2.2%	33%
Continued growth in unit operating expenditure and no tariff increases above inflation	0.67	-3.9%	17%

TABLE 18: IMPACT OF FAILURE TO CONTAIN UNIT OPERATING EXPENDITURE INCREASES

Debtor management

BVM has historically been able to maintain high collection levels, and the LTTP has assumed that these will continue in the future. However, consumers in South Africa are under increasing pressure from rising prices, particularly rising

electricity prices. There is a risk that the ability of consumers to pay for municipal services declines over time, and BVM is not able to maintain collection rates of 95% or higher.

If collection rates decline by 1% per annum until they reach 90%, and remain at that level, BVM will come under pressure on the operating account. The modelling shows that the municipality will cease to generate operating surpluses from 2018 onwards, and the affordable capital programme will be considerably reduced.

Change	Sustainable capital programme (2014 R billion)	Operating surplus margin in 2024	Total debt as % of total revenue (average over period)
Base scenario	1.0	2.2%	33%
Collection rate declines to 90%	0.77	-0.5%	17%

TABLE 19: IMPACT OF DECLINING COLLECTION RATES

Implications for BVM

BVM can remain financially sustainable and in a sound financial position over the next 10 years, even with no tariff increases above inflation¹⁰, and while substantially increasing its expenditure on repairs and maintenance in order to reach the levels required by National Treasury. This will require BVM to put measures in place to limit growth in operating expenditure on areas other than repairs and maintenance.

BVM will not be able to raise sufficient capital finance to fully meet the identified need for capital expenditure and will face a capital funding gap. This means that capital expenditure will have to be prioritised. BVM will do this on the basis of a prioritisation model that will ensure that capital expenditure incurred is balanced between services (balancing expenditure on water, sanitation, electricity and so on), customer type (balancing expenditure on the poor with that on non-poor households and non-household consumers) and expenditure type (balancing expenditure on new infrastructure with that on renewal). The goal of this prioritisation will be to ensure that social and economic needs are balanced and that infrastructure remains sustainable.

Implementation of the LTFP

It is proposed that the Long-Term Financial Plan be approved by Council. A number of further studies are required to implement the intentions outlined in the LTFP. These include:

1. The identification of opportunities for expenditure efficiency.
2. A tariff comparison between BVM and similar municipalities in the Western Cape, with a particular focus on the affordability and structure of tariffs.
3. A revenue enhancement study.

¹⁰ Aside from those required to accommodate increases in the Eskom bulk electricity price.

4. Preparation of asset registers, including Current Replacement Cost of assets, in order to better estimate need for capital expenditure on renewal of assets.
5. Comparison of levels of development charges currently levied with those proposed by Western Cape Provincial Government in order to identify opportunities to maximise development charges finance.

Appendix 1: Projected financial ratios

	Norm	2011	2012	2013	2014	2015	2016	2017	2018	2019	2020	2021	2022	2023	2024
FINANCIAL POSITION															
Asset management															
Capital expenditure to total expenditure	10% - 20%	21%	10%	14%	13%	8%	13%	11%	8%	11%	14%	6%	6%	6%	6%
Repairs and Maintenance as a % of PPE	8%	2.1%	2.1%	2.6%	3.0%	3.5%	4.0%	4.5%	5.0%	5.6%	6.2%	6.8%	7.4%	8.0%	8.0%
Debtors management															
Collection rate	95%	98%	98%	95%	97%	97%	97%	97%	97%	97%	97%	97%	97%	97%	97%
Net Debtors Days	30	49	53	54	49	44	40	35	30	30	30	30	30	30	30
Liquidity management															
Cash/ Cost Coverage Ratio	1-3 m	3.0	1.9	2.8	3.0	3.0	3.1	3.1	3.1	3.1	3.2	2.9	2.7	2.6	2.7
Current ratio	1.5 – 2	1.78	1.52	1.73	1.77	1.73	1.74	1.75	1.74	1.73	1.74	1.61	1.53	1.48	1.51
Liability management															
Capital cost as % of total operating expenditure	6 - 8%	4%	5%	8%	8%	7%	6%	6%	5%	4%	4%	5%	4%	4%	4%
Total debt / Revenue	45%	57%	47%	46%	42%	35%	37%	36%	33%	34%	41%	36%	32%	28%	24%
Sustainability															
Level of cash-backed reserves	100%				126%	123%	123%	124%	124%	125%	129%	117%	119%	121%	130%
FINANCIAL PERFORMANCE															
Efficiency															
Net operating surplus margin	>=0%	2.2%	-1.3%	4.7%	5.2%	2.7%	2.3%	1.4%	0.4%	1.2%	0.7%	-0.6%	0.1%	0.7%	2.2%
Revenue management															

	Norm	2011	2012	2013	2014	2015	2016	2017	2018	2019	2020	2021	2022	2023	2024
Revenue growth %		16%	10%	15%	11%	8%	8%	8%	8%	9%	9%	9%	9%	9%	9%
Expenditure management															
Remuneration as % of total operating expenditure	25-40%	33%	31%	31%	31%	30%	30%	29%	29%	29%	28%	27%	27%	27%	27%
Grant dependency															
Own funded capex to total capital expenditure		73%	0%	48%	32%	0%	47%	38%	15%	40%	59%	0%	0%	0%	0%
Own source revenue to total operating revenue		81%	83%	83%	84%	85%	86%	87%	88%	88%	89%	89%	89%	90%	90%

TABLE 20: PROJECTED FINANCIAL RATIOS

Appendix 2: Further detail on capital needs analysis

The capital needs analysis was conducted using the Municipal Services Financial Model (MSFM), an Infrastructure Investment Planning tool originally developed for the DBSA and then Department of Provincial and Local Government, and applied to date in 38 municipalities in South Africa.

1.1 Background on the MSFM

The MSFM projects the full operating and capital accounts associated with infrastructure provision in a municipal area over 10 years.

The model is based on a user-defined service delivery programme. This is used to project the numbers of consumers with different levels of service in each year of the model run, as well as the numbers of consumers that are provided with different levels of service in each year. The approach is illustrated in the figure below.

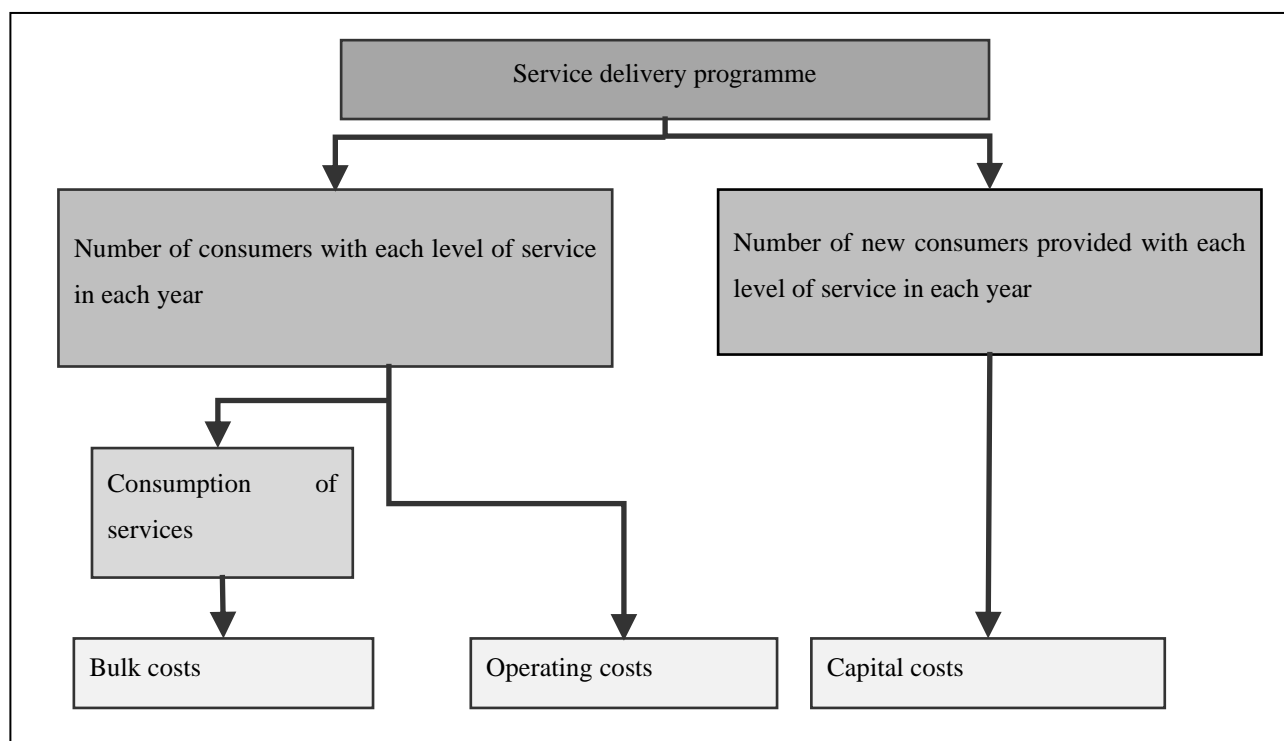


FIGURE 13: MUNICIPAL SERVICES FINANCIAL MODEL APPROACH

Once the service delivery programme is known, the model estimates bulk costs, operating costs and capital costs using unit consumptions, operating costs per consumer and capital costs per new consumer unit connected for each level of service.

There are three 'settlement types' that are looked at in the model. These are urban formal, urban informal and rural. The model considers infrastructure services delivered along with housing separately from services delivered independently from the housing process.

<i>Services modelled</i>	The model looks at seven functional groupings: governance, administration, planning and development facilitation (GAPD); public services; housing; water services; electricity; roads and solid waste.
<i>Modelling capital expenditure</i>	In the case of capital expenditure, the model considers expenditure on new infrastructure (bulk and connector as well as internal infrastructure financed through housing subsidies) and on the rehabilitation of existing infrastructure. It allows for the inclusion of capital required for 'special' infrastructure projects (such as major public transport infrastructure), but does not model this. Rather, the user must estimate the value of this expenditure in each year of the model run.
<i>Modelling capital finance</i>	In the case of capital expenditure, the model considers expenditure on new infrastructure (bulk and connector as well as internal infrastructure financed through housing subsidies); on the renewal of existing infrastructure and on demand management programmes. It allows for the inclusion of capital required for 'special' infrastructure projects.
<i>New infrastructure</i>	'New' refers to expansions to infrastructure in order to increase capacity.
<i>Renewal of existing infrastructure</i>	Renewal in the model refers to all capital expenditure to extend the useful life of infrastructure by refurbishment or replacement of components.
<i>Demand management programmes</i>	Expenditure on demand management programmes would include items such as retro-fitting or expenditure on new metering systems.
<i>'Special' infrastructure projects</i>	This includes items such as major public transport infrastructure. The MSFM does not model this. Rather, the user must estimate the value of this expenditure in each year of the model run.
<i>Modelling operating expenditure</i>	Operating expenditure is modelled using unit costs. These costs include both operating and maintenance costs as well as bulk purchase costs.
<i>Modelling operating revenue</i>	The revenue side of the model considers Equitable Share allocations and other operating grants, user revenue and other sources of rates and general revenue. User revenue is calculated based on affordability assumptions, and not based on tariffs.
<i>A note on inflation</i>	This report uses the term 'real' figures to mean figures expressed in constant Rand values at 2013/14 prices. The term 'nominal' is used to refer to figures that include changes in price that occur due to inflation. In an inflationary environment, the nominal expenditure required in future will be higher than the real expenditure required. For example, if inflation during 2014/15 is 5%, then real capital expenditure of R1 million in 2015/16 is equivalent to nominal capital expenditure of R1,05 million (R1 million x 1,05).

1.2 Sources of data

The data used in the model was obtained from a variety of sources. Wherever possible, data specific to the municipality was used, based on direct engagements with municipal officials. Where data was unavailable, estimates have been used based on national datasets and experience in applying the model to other municipal contexts.

1.3 Key parameters underlying the model

Key parameters underlying the model are presented in this section.

Service provision arrangements

The MSFM was run for service provision by BVM only. All service provision by external or local municipal service providers was excluded from the model results. BVM provides water services, refuse removal and public services in the urban areas only. Electricity is provided in all urban areas excluding Rawsonville, Touwsrivier and some parts of De Doorns.

Model base year

The base year (year for which data is entered) for the model run was 2014/15.

Population, households, non-residential consumers and household growth

Current population and households

The current population and households were calculated based on Census 2011, escalated to the base year using the inter-census growth rate from 2001 to 2011.

	Population	Households	Consumer units
Urban formal	94 104	24 873	22 873
Urban informal	23 426	8 633	8 633
Rural	49 021	11 578	11 578
TOTAL	166 551	45 084	43 084

TABLE 21: DISTRIBUTION OF POPULATION BETWEEN SETTLEMENT TYPES

A comment on households and consumer units

While most socio-economic research focuses on the household as the key demographic unit, the MSFM works in 'consumer units'. A consumer unit is the unit provided with services by the municipality. In urban areas this is typically a plot, where the consumer unit is the unit which is provided with a tap, toilet or electricity supply point.

The number of households in a municipality may differ from the number of consumer units for several reasons (most notably the prevalence of backyard shacks and overcrowding, which result in consumer units that comprise several households). The relationship between consumer units and households may change over time, due in part to the provision of state housing.

There is no good data on the relationship between consumer units and households in BVM at present. The number of consumer units was determined by the correlation of the number of account holders to the households which were surveyed during the Census 2011 process.

Non-residential consumers

The water and electricity accounts were reconciled to determine the number of non-residential consumers in BVM. These numbers are shown in the table below.

	Number
Industrial	145
Commercial	1 115
Other non-residential	540
TOTAL	1 800

TABLE 22: NON-RESIDENTIAL CONSUMERS IN BVM

Household growth

Household growth between Census 2001 and Census 2011 was 1,97% p.a. for BVM as a whole. The number of households in rural areas declined over the period. For the projections, the overall rate of growth of 1,97% was assumed to continue. Rural areas were assumed to remain stagnant. This implies that urban areas will grow at about 2,6% p.a. on average over the period.

Income distribution

Income distribution is a key parameter in the modelling due to the way in which user charge revenue is calculated¹¹. The income distribution used in the model was based on Census 2011 with adjustments being to account for inflation between 2011 and the base year of the model run.

Household income per month	Up to R800	R801 to R1 600	R1 601 to R3 500	R3 500 to R6 400	R6 401 to R12 800	More
% of households	17%	18%	26%	16%	11%	14%

TABLE 23: TOTAL HOUSEHOLDS INCOME DISTRIBUTION USED IN THE MODELLING

'Low income' is defined in the model as household income of R3 500 per month or less. The model thus assumes that 61% of households are low income.

Economic growth

The Municipal Economic Review and Outlook (by Provincial Treasury) indicates that GDP growth over the past 10 years has been 2,4% on average. BVM officials consulted indicated that they believe that this is an overestimate and that an economic growth rate of 2% per annum is more accurate. The modelling has assumed that economic growth will continue at current rates throughout the model run.

Current access to services

Information on current access to services was obtained from Census 2011, and modified based on municipal data and consultation with municipal officials.

¹¹ User charge revenue is calculated based on affordability assumptions. Indigent households (defined in the model as households earning up to R1 600 per month) are assumed to pay nothing for services; low income households (defined as those earning between R1 601 per month and R3 500 per household per month) are assumed to pay the lesser of the cost of providing services or an affordability limit; and high income households are assumed to pay in excess of cost.

Housing

Census 2011 suggests that the housing backlog in the municipality is 23% of households. This translates to a backlog of about 11 000 households. This figure was discussed with the Housing Department and is regarded as acceptable, although their housing backlog list is approximately 23 500 people.

The rate of new housing provision is important in the model because engineered infrastructure (water, sanitation, electricity and roads) must be provided along with houses. The municipality must thus plan for this expenditure in coordination with the delivery of housing. BVM provided 546 in 2013/14, and is planning to provide 751 and 606 in 2014/15 and 2015/16 respectively. Note that this provision of housing is not adequate to fully eradicate the housing backlog over the 10 year model run.

Water supply

According to the BVM IDP document, there are no households in the urban areas of BVM that do not have access to a basic level of service for water. However, Census 2011 suggests that there is a backlog of approximately 700 households in informal settlements.

Sanitation

According to the IDP, 94,3% of households have access to basic levels of sanitation, therefore the backlog is approximately 3 000 households. Again, due to definitional differences between the basic level of service characterisation, the backlog is higher at 7 500 households. (Breede Valley Municipality defines a chemical toilet shared between three households as a basic level of service, but the model uses RDP standards, where this is defined as an inadequate level of service.)

Electricity

According to the BVM's IDP, there are no houses that do not have access to electricity, however, according to Census 2011, there were almost 6 000 houses that did not have an adequate level of service in 2011. It is not possible that in the three years between 2011 and 2014 that the backlog was completely eradicated, in particular because of the growth in households within the urban areas. The current backlog is estimated in the region of 5 000 households. There may be another definitional problem in this case, as the municipality will not provide electricity to any informal settlements which are outside the urban edge, thus it is possible that all of the settlements which are outside the town, are excluded from the backlog calculation in the IDP.

Solid waste

From Census 2011 and discussions with the relevant line departments within the municipality, it was determined that 5% of consumers do not have access to an adequate solid waste removal service. In urban formal areas, the vast majority of households have weekly kerbside waste removal. However, in informal settlements about 50% of households make use of either on-site waste disposal or communal dumping. The model assumes that these levels of service will be maintained.

Roads

According to data obtained from the Roads Department, the municipality is currently responsible for about 348 km of tarred roads and 40 km of gravel roads.

Resource balances

Resource are important entries in the model, as they allow us to ‘tune’ the model to ensure that the unit consumption levels used to project resource use going forward are realistic and appropriate for the municipality being modelled.

Water

A water balance was estimated based on the Water Services Audit and data on water sales statistics.

	Volume (MI pa)	Comments
Water sold	11 041	Water services Audit Report (2012/13) adjusted based on sales figures and growth
<i>Residential consumers</i>	4 996	Residential share from 2012/13 water sales statistics
<i>Non-residential consumers</i>	6 045	Non-residential share from 2012/13 water sales statistics
Non-revenue water	3 525	22% NRW in total from water services audit
<i>Non-technical losses</i>	1 322	Water services Audit Report (2012/13)
<i>Technical losses</i>	2 203	Water services Audit Report (2012/13)
Total water demand	14 566	

TABLE 24: WATER BALANCE USED IN THE MODEL

Electricity

An electricity balance was estimated based on data provided on sales for July 2013 to March 2014.

	Volume (MWh pa)	Comments
Electricity sold	288	Sales for July 2013 to March 2014 adjusted based on discussion with BVM Electricity Department
<i>Residential consumers</i>	122	Residential share from July 2013 to March 2014 sales statistics
<i>Non-residential consumers</i>	178	Non-residential share from July 2013 to March 2014 sales statistics adjusted based on discussion with BVM Electricity Department
Non-revenue electricity	19	Electricity Department indicates 10% total losses
<i>Non-technical losses</i>	9	
<i>Technical losses</i>	9	Assume 5%
Total electricity demand	318	

TABLE 25: ELECTRICITY BALANCE USED IN THE MODEL

Current replacement costs of assets

Capital expenditure on new infrastructure in the model is calculated using 'unit capital cost' data, that is, average cost to provide a service at a specified level of service in Rands per additional household served. Default unit costs were developed for the DBSA by civil engineering consultants and are available in the MSFM. Costs can vary significantly across South Africa and if good data on the Current Replacement Cost (CRC) of the existing assets in the municipality is available, then this is used to adjust the unit costs so that they more accurately reflect local costs.

BVM does not have data on the CRC of its asset base and so the default unit costs were used. The CRC of the existing asset base, using the default unit costs, is summarised in the table below.

	CRC (R million)	% of total CRC
Water	1 131	23%
Sanitation	699	14%
Electricity	1 469	30%
Roads and stormwater	1 271	26%
Public services	175	4%
Other infrastructure	224	5%
TOTAL	4 969	

TABLE 26: CURRENT REPLACEMENT COSTS OF ASSETS USED IN MODEL

1.4 Model results

Key model results are summarised below.

Growth in consumers

Relative rates of household and economic growth in the model result in changes in the household income distribution over time: very simplistically, if household growth exceeds economic growth, then the income distribution will become worse; and vice versa if economic growth exceeds household growth.

Recall that the base model scenario assumed overall household growth of 1,97% p.a. in BVM, but urban growth of 2,63%; and economic growth of 2%. It is the urban growth that is most relevant, as BVM provides services almost exclusively in urban areas. Urban household growth exceeds economic growth and so the number of low income consumer units grows more rapidly than the number of high income consumer units. This is shown in the figure below.

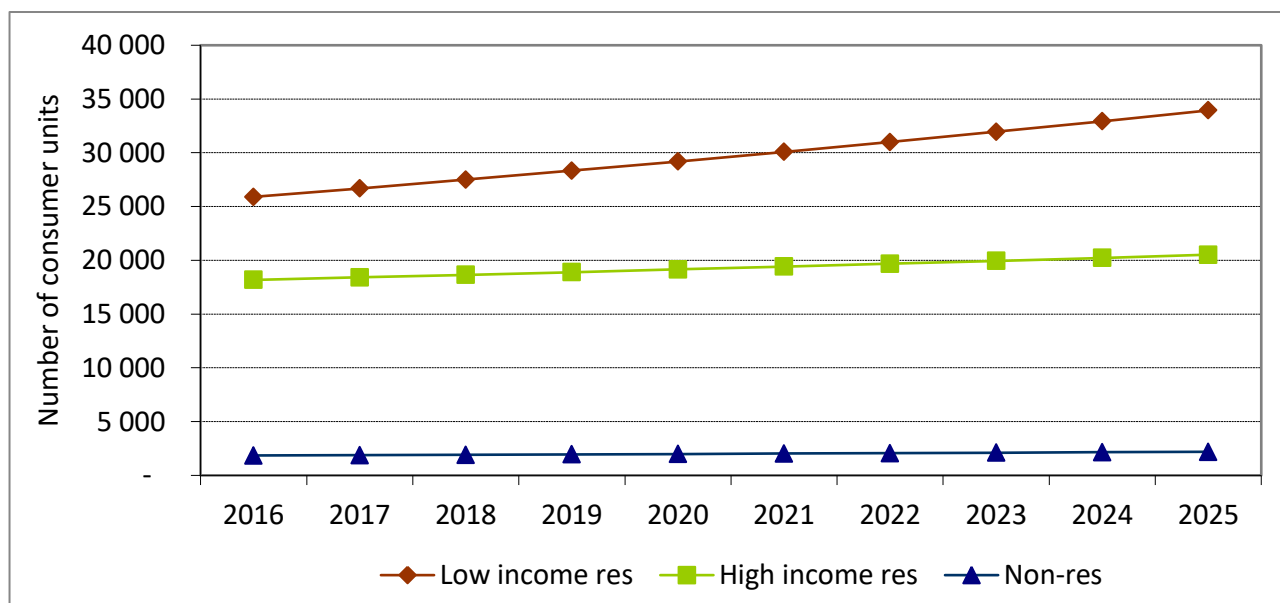


FIGURE 14: PROJECTION OF CONSUMER UNITS

Overall there will be 10 505 new consumer units over the 10 year model run.

Demand for resources

Demand is projected over time based on growth in number of consumers and unit levels of consumption.

Water consumption is expected to grow at about 2,6% p.a. on average in the base scenario.

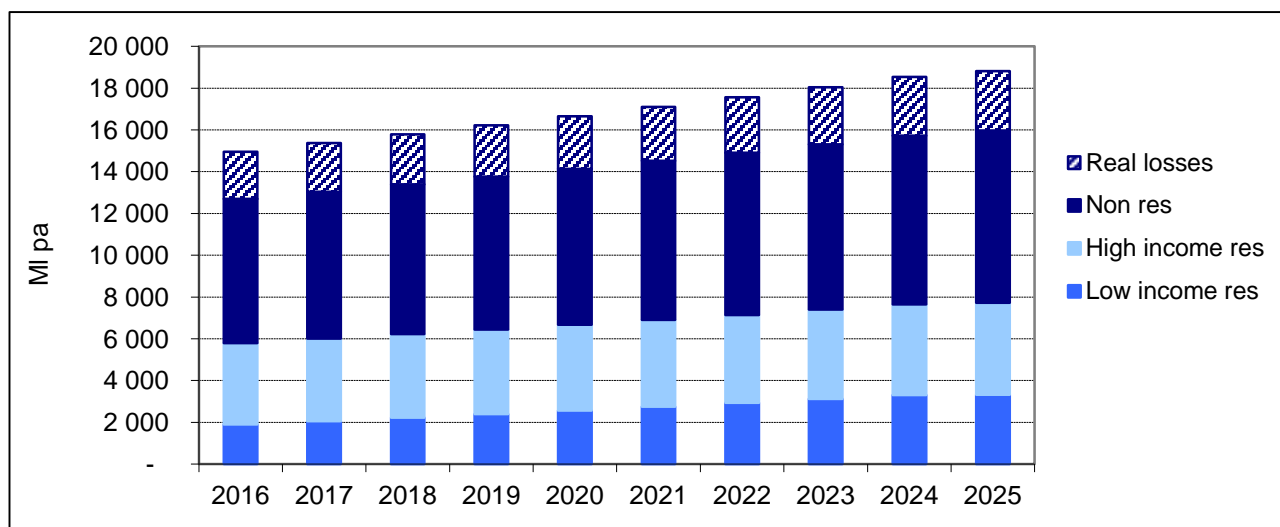


FIGURE 15: WATER CONSUMPTION PROJECTION

Electricity consumption is projected to grow at about 2,40% p.a. on average.

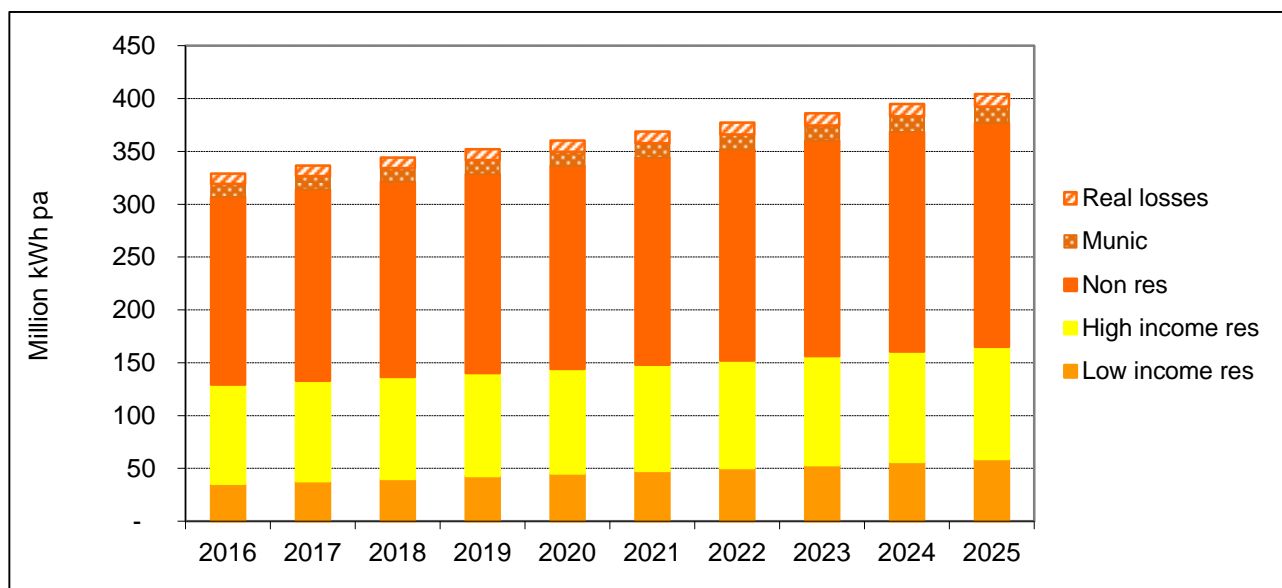


FIGURE 16: CONSUMPTION OF ELECTRICITY PROJECTION

Capital expenditure required

The model base run suggests that R2,77 billion in capital expenditure is required in BVM over the next 10 years to eliminate backlogs, allow for growth and renew the existing infrastructure base.

Note that model projections in fact begin in 2016, and the 2015 figures used were directly from the budget.

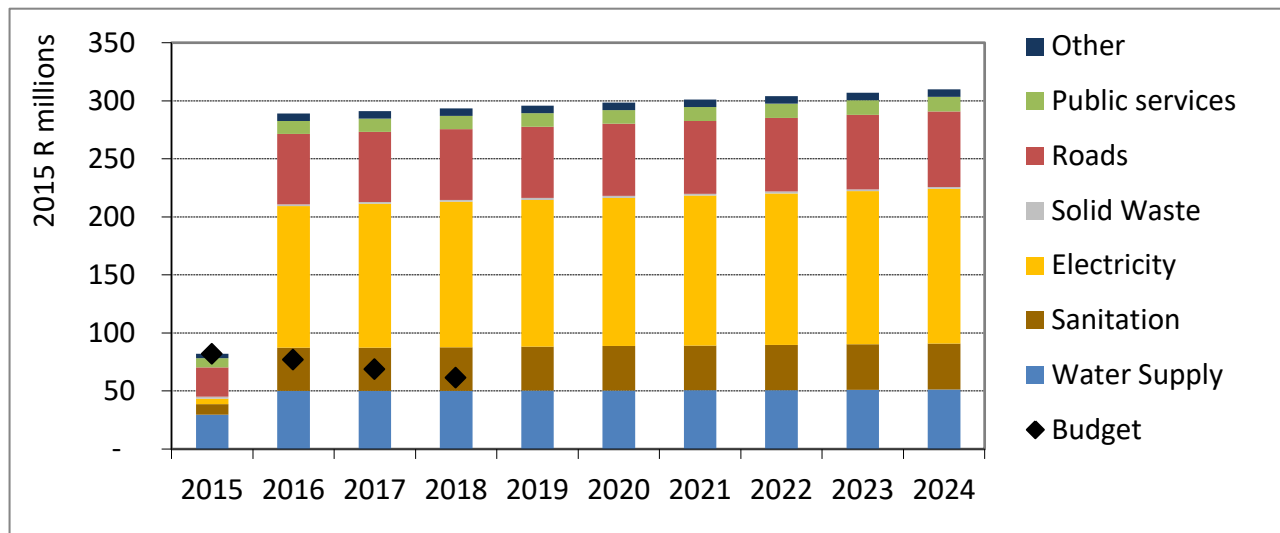


FIGURE 17: CAPITAL EXPENDITURE REQUIRED BY SERVICE

The very significant difference between the figures that the model calculates as the ‘need’ for capital expenditure and the current capital budgets is immediately apparent.

The most significant need for capital expenditure is on electricity, with roads, water supply and sanitation also requiring significant expenditure.

Note that BVM has recently invested in additional capacity in its water treatment and waste water treatment plants. No expansion in capacity at these plants is required over the next 10 years and this reduces the need for capital expenditure on water supply and sanitation.

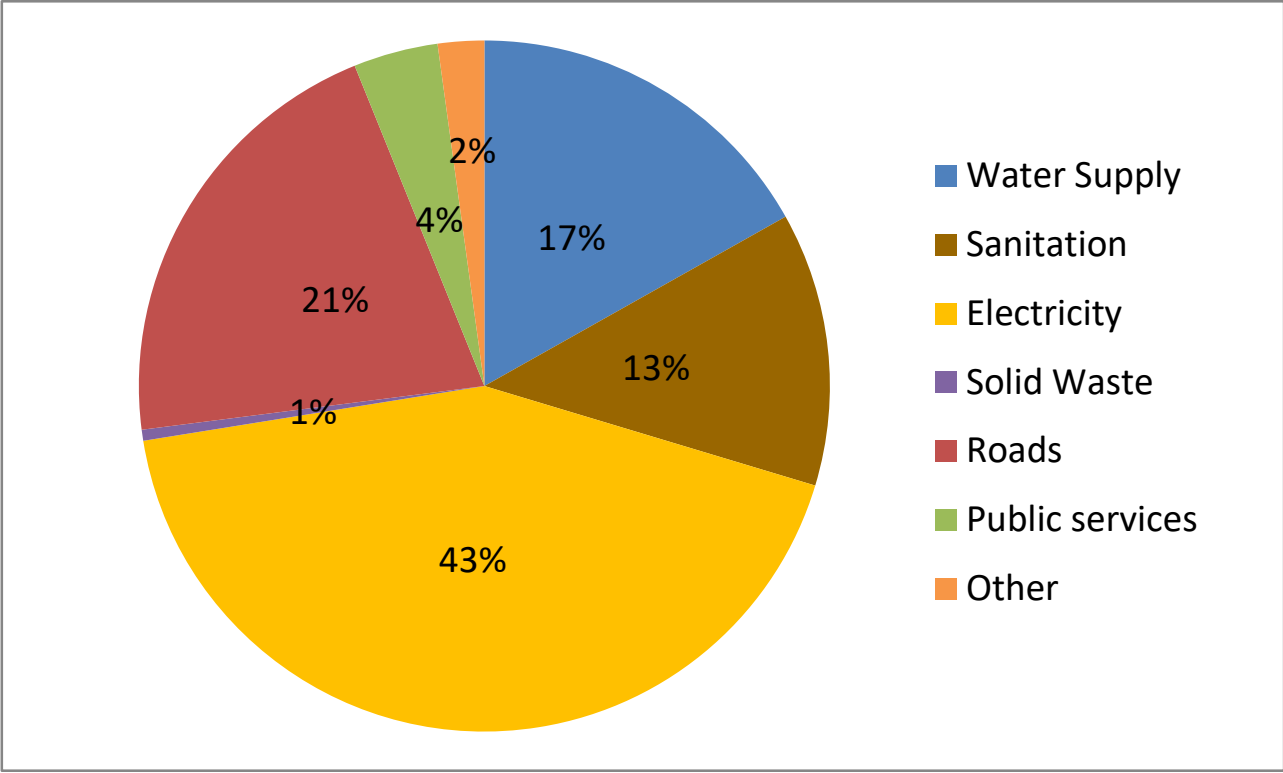


FIGURE 18: BREAKDOWN OF CAPITAL EXPENDITURE NEED BY SERVICES

Capital expenditure need by customer type

Approximately 48% of the capital expenditure need is for infrastructure that will be used by poor households (defined here as households earning less than R3 500 a month). The remaining 52% of expenditure is for non-poor households and non-household consumers.

Capital expenditure need by expenditure type

Only 32% of the capital expenditure need is for new infrastructure, in other words infrastructure to provide services to those currently without access and to allow for growth. The remaining 68% is for the renewal (rehabilitation, refurbishment and replacement) of the existing infrastructure base.

Appendix 3: Further detail on borrowing capacity analysis

A proprietary debt model developed by AfCap Consulting was used to assess the scale of capital funding that BVM is able to service. This model projects the annual financial statements of the municipality forwards in order to conduct a ‘free cash flow’ analysis. The model, designed to predict and indicate the maximum capital programme that can be implemented by the municipality, has been used in South Africa by organisations such as the DBSA, the World Bank and INCA. It is a useful tool

in developing Shadow Credit Ratings used in different countries including Senegal, Kenya, Burkina Faso, Tunisia and the DRC.

The model is capable of predicting, over a ten-year period, the income statement, the balance sheet and the cash flow statements coupled with a ratio analysis. This is illustrated in the accompanying abridged model, which is primarily aimed at predicting and indicating the maximum capital programme that can be executed and implemented without additional external support. The model however also has a secondary purpose in assisting the Council and officials to understand the scale of the negative implications of relaxing management efficiency, failing to apply credit policies and failing to control increases in operational costs. The converse is also true as it can serve to illustrate the benefits of initiating and implementing an appropriate programme of performance enhancements and the impact that this could have in terms of allowing for the expansion of a capital programme. The model is based on the following steps:

- Analysis of the Annual Financial Statements to identify trends and anomalies,
- Clarification of any inconsistent data or lack of clarity by engaging with key officials,
- Discussion of realistic assumptions with key officials, and
- The preparation of different scenarios on a cash flow basis.

The model is based on a cash flow approach by adjusting the income statement for non-cash items. The 2013/14 Annual Financial Statements were still being prepared at the time that the modelling was conducted, and therefore the 2012/13 Annual Financial statements were used as the base for the modelling.

The model is based on a number of variable assumptions. In this model, these assumptions can be categorised as lower order base variables and higher order strategic variables.

The lower order base assumptions made in the model were aligned with those made for the capital needs analysis conducted using the MSFM. These include assumptions regarding population growth, consumption growth, electricity distribution losses, non-revenue water, etc. These assumptions are used to develop the base of the model and although it is possible to vary these parameters, they are generally held fixed in the model.

The model also incorporates higher order, strategic assumptions that can be varied to test different scenarios. The base assumptions made are discussed in the main body of the report.

Higher level assumptions can be easily varied in the model, and a user-friendly version of the model has been made available to BVM in order to allow officials to test scenarios themselves.

PROGRAMME 9.2 (E): ENHANCING OUR CUSTOMER SERVICE

In terms of Schedule 4 and 5 of the Constitution, specific municipal functions and services must be delivered to communities. In terms of the Municipal Finance Management Act, no. 56 of 2003, a basic service is necessary to ensure an acceptable and reasonable quality of life and which, if not provided, would endanger public health or safety or the environment.

It is incumbent on municipalities to specify service delivery standards to allow for a measure of predictability and consistency in service delivery, thereby setting benchmarks for service delivery to constantly improve service delivery levels and to constantly measure the extent to which citizens are satisfied with the service or products they receive from the municipality. The Batho Pele principles (which form the basis of Council's values), as outlined in the White Paper on Transforming the Public Service, 1997, encapsulate the principles of consultation, setting service standards, increasing access, ensuring courtesy, providing information, redress, value for money and openness and transparency, which municipalities as public organisations must adhere to in dealing with their external customers. The eight Batho Pele principles are aligned with the Constitutional ideals of:

- Promoting and maintaining high standards of professional ethics;
- Providing service impartially, fairly, equitably and without bias;
- Utilising resources efficiently and effectively;
- Responding to people's needs; the citizens are encouraged to participate in policy-making; and
- Rendering an accountable, transparent, and development-oriented public administration

The proposed Breede Valley Municipality Customer Services Charter sets out Council's service standards and explains what you – as our customer - can do if we have not delivered a service to that standard.

Our customers are any person or any organisation that has any form of dealings with Council. We would like to satisfy every customer: residents, ratepayers, shop owners, businesses, Council staff, contractors, and elected Councillors. Some needs can be attended to immediately, while others have to be referred to an appropriate provincial or national department.

Breede Valley prides itself on the following service ethos:

- We will staff our customer service counters **during office hours**
- We will greet you in **a friendly manner** and identify ourselves
- We **will respect, listen and respond** to your concerns within service standards
- We will take **full particulars of your query**, and communicate this clearly and accurately
- We will **keep you informed** of the progress of your enquiry
- We will respect **your privacy** at all times
- We will **be sensitive to your needs** and will record any complaint received
- We will be **helpful and committed** to solve problems, and refer you to an appropriate organisation if we are unable to meet your request
- We will be **fair, equitable, competitive and transparent** with the procurement of goods or services

We provide services to our customers in a manner that is sustainable and of consistent high quality. As a municipality, we believe in fostering good customer relationships by delivering services in line with your expectations.

PROGRAMME 9.2 (F): REVENUE ENHANCEMENT STRATEGY

The municipality is constantly striving to find ways to improve financial sustainability by enhancing its revenue streams. Breede Valley has developed a revenue enhancement strategy to ensure its financial sustainability and also to identify new prospective revenue streams, and simultaneously protecting and enhancing existing ones.

Below is a summary of the main findings of the study:

NO	SECTION	STRATEGY INTERVENTION	ACTION	TIMESCALE	RESPONSIBILITY	BUDGET
1	LEGISLATIVE FRAMEWORK	Policy and strategy review	It is recommended that all relevant legacy and reengineered processes, policies and procedures be documented. The outcome of such an exercise would be a printed policies and procedures manual, approved at the required authorisation level and acknowledged by responsible staff.	Annually	CFO, Senior Manager Revenue, Council	
			All Revenue staff needs to receive a printed copy and extensive training on the policies and procedures.			
			Review, amend and repeal published by-laws, and develop new if required.			
2	PROCEDURES AND INTERNAL CONTROLS	Role clarification and documentation	Develop a practical and comprehensive revenue management manual providing councillors, management and officials with a step-by-step guide of duties within the relevant business cycles	12 months	CFO, Senior Manager Revenue	
			Ensure that roles and responsibilities are clearly defined			
		Review of procedures, internal control and business processes	Ensure that accounting control systems are observed, accounting records are kept up to date and maintained in accordance with proper practices			
			Ensure that deviations by officials are reported and that appropriate action is taken in the event of noncompliance			
			Develop and implement applicable forms/templates to support changes in the business process			
3	COMPLETENESS OF CONSUMER INFORMATION	Data quality improvement	Perform review, matching, reconciliations and correction of property and debtor information on the FMS. This includes [but is not limited to] the following:	On-going	CFO, Senior Manager Revenue, SAMRAS	
			Matching and reconciliation of properties on FMS with Deeds and Property Valuation Roll			
			Matching and reconciliation of FMS with Infrastructure Fixed Asset Register [FAR]			
			Identify and remedy duplicate and invalid records (ID numbers, meter numbers, etc.)			
			Amend properties without addresses/incomplete addresses			
			Identify properties with meters that do not appear in the meter books and identify properties with incorrect classifications / debtor categories			

NO	SECTION	STRATEGY INTERVENTION	ACTION	TIMESCALE	RESPONSIBILITY	BUDGET
			Correct properties with no erf number listed			
			Analysis of debtor types /categories /groups /zoning			
4	INCOMPLETE INFORMATION ON THE BILLING FMS	Billing improvement	Matching and reconciliation of properties on SAMRAS FMS with Deeds and Property Valuation Roll to determine and remedy:	On-going	Revenue, SAMRAS, CFO, Senior Manager Revenue	
			Properties registered in Deeds but not on FMS			
			Properties in external Valuation and Supplementary Rolls but not in FMS			
			Inconsistencies in property valuations & property classifications			
			Validation of debtor types / categories / groups / zoning			
			Analysis of non-financial data such as consumption, usage, etc.			
			Confirmation that correct tariffs are applied and that they are calculated correctly			
			Analysis and validation of all tariffs linked to consumer accounts [establish gaps]			
5	CUSTOMER QUERY MANAGEMENT	Query management	Implementation of a query tracking system for walk-in queries to log, track and report on consumer queries;	12 -24 months	CFO, Senior Manager Revenue	
			Formal recording and reporting of consumer queries and complaints.			
6	CUSTOMER CARE	Improve Customer Care culture	All municipal officials participating in the revenue management function should be taken through a comprehensive awareness and change management exercise; and	On-going	Municipal Manager, CFO, Snr Manager Revenue, Customer Care Officials	
			Performance evaluation criteria to be set and monitored.			

NO	SECTION	STRATEGY INTERVENTION	ACTION	TIMESCALE	RESPONSIBILITY	BUDGET
7	COMMUNICATION AND INTERACTION	Interdepartmental communication improvement	<p>Improve interaction between departments that are involved in revenue management, including Planning/Building Inspectorate to establish efficient and effective working relationships between all Municipal departments in order to maximise revenue and improve credit control. This also involves the following:</p> <p>Determine interaction procedures/protocols for every inter-departmental activity</p> <p>Procedures/protocols to be approved by all departmental heads</p> <p>Allocate responsibility to staff to manage and maintain procedures</p> <p>Implement agreed procedures and interdepartmental protocols</p>	Immediately	Municipal Manager, CFO, Snr Manager Revenue, Directorate Public Services	
8	AGREEMENTS WITH EMPLOYERS FOR PAYMENT OF MUNICIPAL ACCOUNTS	Municipal account payments	The municipality should approach the employers (especially the government departments) regarding the facility available to their employees for the deduction of municipal accounts, and the incentive available to employers. A customer's consent should be obtained before implementing the revenue collection mechanism.	Immediately	CFO, Snr Manager Revenue	
9	DEBTOR BOOK AND DEBTOR ANALYSIS	Debt book analysis, review and improvement	<p>An in-depth analysis of the debt book including the following:</p> <p>Top 100 consumers</p> <p>Top 100 consumers per debtor class/category</p> <p>Age analysis – debt at over 180 day</p> <p>Age analysis – old debt attributable to Government, Business, etc.</p> <p>Split debt per town/suburb</p> <p>Split debt per debtor category</p> <p>Split debt per service type</p> <p>Split debt per indigent</p> <p>Split debt per owner/tenant</p> <p>Split debt per active/non active</p>	Immediately	CFO, Snr Manager Revenue	

NO	SECTION	STRATEGY INTERVENTION	ACTION	TIMESCALE	RESPONSIBILITY	BUDGET
			Conduct an analysis of the outstanding debt to determine realistically recoverable debt versus nonrecoverable debt [debt to be written off].			
			Analyse Indigent debt and establish an approach.			
			Analyse 'quick wins' – the debtor category that should/can pay their accounts and determine and implement sustained credit control actions against them to recover outstanding amounts.			
10	INFORMATION TECHNOLOGY	Data Support Strategy review	Draft, approve and implement a database maintenance and back-up plan	12 – 24 Months	CFO, IT Services, GIS	
			Draft appropriate templates to support the plan			
		Integrated IT strategy	IT projects and Investments should be assessed according to municipal objectives.			
			An organisational change communication plan is developed and implemented			
		IT Resourcing & monitoring	Support team is properly staffed to meet business needs.			
			SLA metrics are developed and monitored to measure performance and meet business needs.			
			Duties and responsibilities should be adequately segregated so that no one person can perpetrate and conceal material errors or misstatements			
		GIS Information packs	Unique identifier across data sets needs to be implemented.			
			Data cleansing to enable monthly management information packs			
		Training program	The training needs of the officials to be established			
			A training programme in both systems to be facilitated			
			Individuals trained to sign-off on modules trained and to be held accountable			

NO	SECTION	STRATEGY INTERVENTION	ACTION	TIMESCALE	RESPONSIBILITY	BUDGET
11	ASSESSMENT RATES	Review & improvement of the Implementation of General Valuation Roll	Improve communication with municipal valuator.	On-going	CFO, Snr Manager Revenue	
			Ensure that new valuation roll includes current usage as well as zoning.			
			Reconcile the valuation roll to the FMS with regards to zoning, usage and values.			
12	MUNICIPAL PROPERTIES	Review of all renting / leasing arrangements	Establish and confirm all existing municipal properties currently being leased	12 – 36 Months	Director Corporate Services, Snr Manager Legal Services	
			Review terms of existing leasing contracts			
			Establish existing localised market-related leasing values			
			Renegotiate new lease agreements			
13	WATER	Water system improvement	Improve interaction between departments involved to establish efficient and effective working relationships and improve the flow of non-financial data	18 - 52 months	CFO, Snr Manager Revenue, Directorate Public Services	
			Determine interaction procedures/protocols for reading of zone meters and reconciliation of water distributed to areas			
			Procedures/protocols to be approved by all departmental heads			
			Allocate responsibility to staff to manage and maintain procedures			
			Implement agreed procedures and inter-departmental protocols [monitor distribution losses]			
		Meter assessments	Conduct random meter inspections to determine instances of meter tampering, by-passed meters, illegal connections, condition of meter and water leaks			
14	SEWERAGE	Sanitation system improvement	Ensure that best practise is applied in operating and maintaining municipal services infrastructure in a sustainable manner.	18 - 52 months	CFO, Snr Manager Revenue, Directorate Public Services	
			Improve communication regarding non-financial data			
		Tariff framework review	Review and confirm the sewer consumer categories			

NO	SECTION	STRATEGY INTERVENTION	ACTION	TIMESCALE	RESPONSIBILITY	BUDGET
		Meter assessments	Conduct random meter inspections to determine instances of meter tampering, by-passed meters, condition of meter and illegal connections			
15	ELECTRICITY	Electricity system improvement	Ensure measures in place to monitor electricity purchases which may be indicative of tampering [monitor sales variance reports to detect anomalies, such as high/low purchases];	On-going	CFO, Snr Manager Revenue, Directorate Engineering Services	
			Ensure reporting and monitoring protocols [monitor distribution losses] in place between Finance and Technical Departments to ensure instances reported are addressed in a timely manner.			
16	REFUSE	Wheelie bin assessment	Verification of bins vs FMS vs FAR	18 – 24 Months	CFO, Snr Manager Revenue, Directorate Public Services	
		Refuse system improvement	Develop and document protocols/procedures to issue & replace wheelie bins and reconcile usage			
			Improve communication on non-financial data			
17	CEMETERIES	Burial register review	Review manual and electronic registers	2-4 months	CFO, Snr Manager Revenue, Directorate Public Services	
			Develop proper controls and procedures regarding the cemetery service			
18	SWIMMING POOLS, SPORT FIELDS, COMMUNITY HALLS	Tariff review	Investigate framework for revenue charges and introduce new tariffs where practical	2-4 months	Director Community Services; Manager Resorts; CFO; Snr Manager Revenue	
		System Improvement	Develop proper controls and procedures for service			
19	RESORTS	Management review	Review and resolve rental agreements	2-4 months	CFO, Snr Manager Revenue, Directorate Community Services	
			Investigate alternative management arrangements for the function			
20	AIRFIELD	Airfield review	Resolve rental agreements	6 months	Director Community Services, Snr Manager Legal	

NO	SECTION	STRATEGY INTERVENTION	ACTION	TIMESCALE	RESPONSIBILITY	BUDGET
					Services, CFO, Snr Manager Revenue	
21	TRAFFIC AND FIRE SERVICES	Event tariff review	Comparison of event tariffs for law enforcement officers of neighboring municipalities	12 months	CFO, Directors Community Services, Snr Manager Revenue, Traffic Chief, Fire Chief	
		Traffic fine collection review	Review collection of traffic fines i.r.o. of resourcing and impact and success of operational procedures & processes			
22	TOWN PLANNING AND DEVELOPMENT	Planning improvement	Improve communication with municipal valuator	2-4 months	CFO, Snr Manager Revenue. Directorate Public Works, Snr Manager Town Planning, GIS	
			Improve the implementation of punitive measures regarding unapproved construction activities			
			Ensure that new valuation roll include current usage as well as zoning			

Table 103.: Main Findings of the Revenue Enhancement Strategy

PART 1: LEGISLATIVE FRAMEWORK

PART 2: SOCIO-ECONOMIC & DEMOGRAPHIC PROFILE

PART 3: MUNICIPAL SITUATIONAL ANALYSIS

PART 4: STRATEGIC FRAMEWORK

PART 5: UNPACKING THE STRATEGIC PILLARS

PART 6: RESOURCING THE PLAN

PART 7: INTERGOVERNMENTAL COOPERATION

PART 8: MEASURING PERFORMANCE



BREED VALLEY
MUNICIPALITY • MUNISIPALITEIT • UMASIPALA

A caring valley of excellence

CHAPTER 10

The purpose of this chapter is to identify the major strengths and weaknesses of the geographical area and to ascertain the available information and current development initiatives being undertaken. The projects and programmes identified for the next five years are informed by the current status.

10.1. FINANCIAL PERFORMANCE

The financial performance against the budgets of the municipality during the previous IDP period is shown in the table below (note that the information will be incorporated in the Final 5th Generation IDP):

	Audited Outcome 2018/19	Audited Outcome 2019/20	Audited Outcome 2020/21	Original Budget 2021/22
	R'000	R'000	R'000	R0'000
Revenue				
Operating expenditure				
Capital expenditure				
Funding of Capital Expenditure				
External loans				
Government grants, subsidies and transfers				
Public contributions and donations				
Own funding				
Other				

Table 104.: Revenue and Expenditure Growth Analysis

10.2 ALIGNMENT OF IDP STRATEGIC OBJECTIVES AND BUDGET

10.2.1 Alignment of IDP strategic objectives and budget (revenue) note that the information will be incorporated in the Final 5th Generation IDP

10.2.2 Alignment of IDP strategic objectives and budget (operating expenditure) note that the information will be incorporated in the Final 5th Generation IDP

10.2.3 Alignment of IDP strategic objectives and budget (capital expenditure) note that the information will be incorporated in the Final 5th Generation IDP

10.3 FINANCIAL STRATEGY

The overall strategy of the Breede Valley regarding its finances is to stay financially sound and healthy in a sustainable manner. The Breede Valley Municipality conducts and plans its business on the basis of a going concern. The municipality's strategic intention is to broaden its tax base through proper economic development. The municipality also aspires to align its resources in the most effective, efficient and economical way in order to enhance basic service delivery.

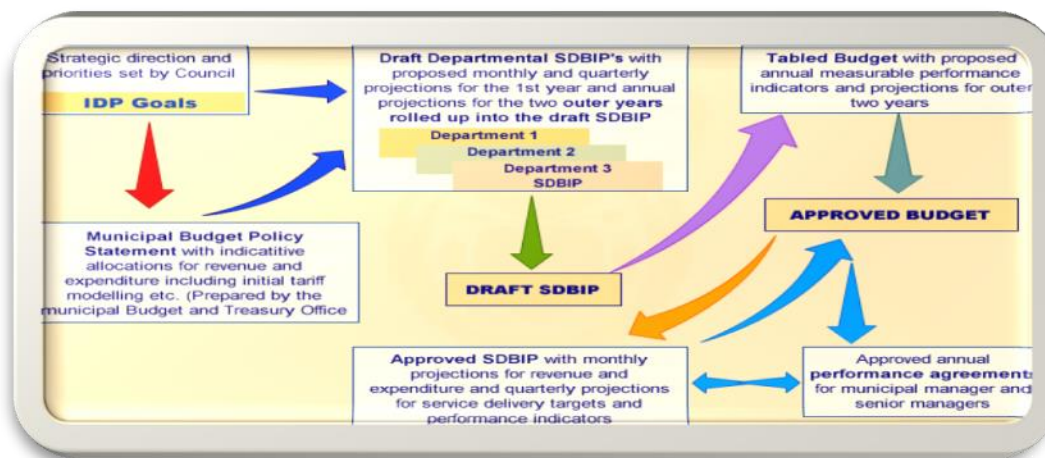


Figure 58.: Financial Perspective

Through the aforementioned strategic intentions, the Breede Valley intends to accomplish the following budget/ resource criteria:

- Credible budget:

Activities consistent with the IDP and vice versa, ensuring that the IDP is realistically achievable given the financial constraints of the municipality

Financial viability of municipality not jeopardised – ensure that the financial position is maintained/ improved within generally accepted prudential limits and that short-term and long-term obligations can be met

Capacity to spend the budget – institutional capacity (staff; infrastructure; institutional functioning; PMS operational/ PDO/ KPIs) and budget assumptions applied

- Sustainable budget:

Financial sustainability/overall financial health of municipality and to what extent is it sustained?

Revenue budgeted realistic / realisable? (both Operating and Capital)

The intention is to determine whether the municipality has sufficient revenue and adequate financial stability to fund and deliver on its proposed budget.

- Responsive budget:

Meets the needs of the community / public

Alignment of IDP – LED Strategies – Budget, and to what extent does it give effect to provincial and national priorities?

Is the budget appropriately responsive to economic growth objectives and the socio- economic needs of the community?

Process followed to identify strategic priorities/priority interventions in the IDP

- Affordability / tariffs:

Tariffs must not be increased unreasonably, and consumers must be able to afford to pay. There should be a balance between affordability and level of service.

- Funding of budget:

Budget to include cash flow budget to ensure that expenses are funded from realistically anticipated revenue or cash backed accumulated funds from previous years' surpluses not committed for other purposes, or borrowed funds, but only for the capital budget.

Budget Summary

Five-Year Financial Plan

Five-Year Capital Investment Programme

The micro-organisational structure for the Directorate Finance focuses its resources on accomplishing the strategic objective; to assure a sustainable future through sound financial management, continuous revenue growth, corporate governance and risk management practices, reflected as below:

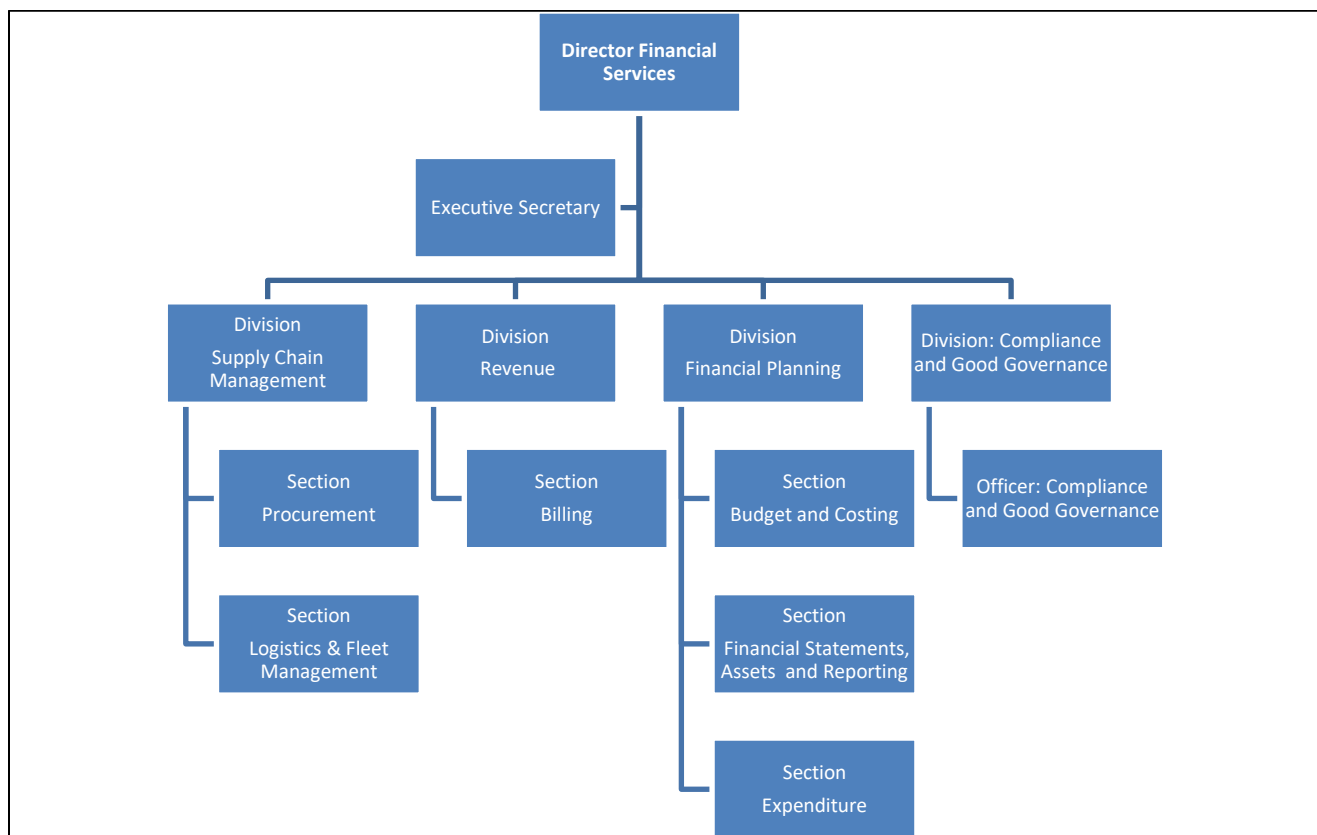


Figure 59.: *Micro Organisational Structure for the Directorate Finance*

Important factors investors consider on options to relocate to a different area are the ability of the municipality to demonstrate adequate provision of services, financial discipline, affordable tariffs, adherence to statutory requirements, timely preparation and production of financial statements, adherence to generally accepted accounting practices and unqualified audit reports.

10.4 RATING INFORMATION

The Breede Valley Municipality's baseline credit assessment reflects a rating of Baa1.za/P-2za that is strongly influenced by South Africa's sovereign rating. The rating of Breede Valley as done by Moody's reflects the following credit strengths and challenges:

- Credit strengths: Good liquidity position; and strong administrative capacity to maintain high revenue collection levels.
- Credit challenges: High debt exposure; financing requirements for its large capital expenditure budget; and narrow and concentrated economic base.

10.5 ACCOUNTABILITY FRAMEWORK

The financial management and oversight processes of the Breede Valley are subject to the following Accountability Framework prescribed by National Treasury:

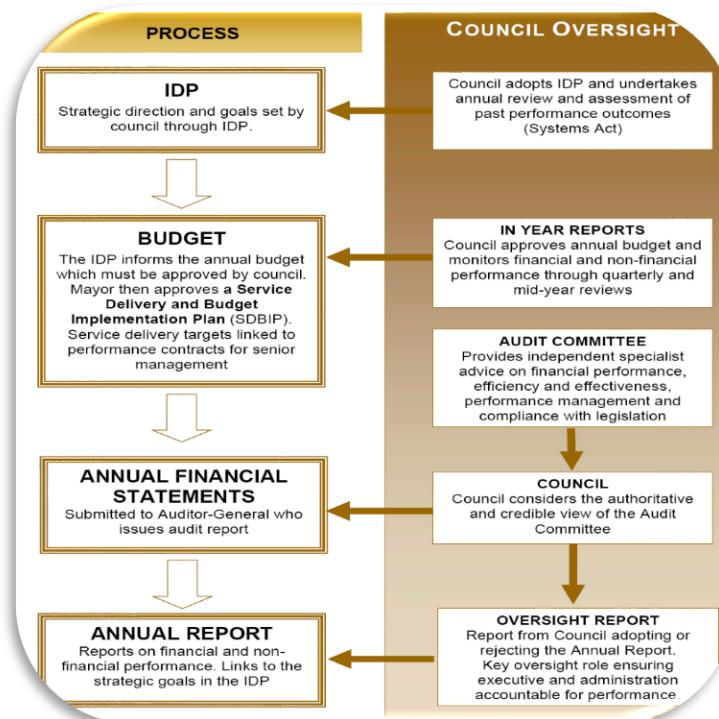


Figure 60.: Accountability Framework

10.6 STRATEGIC FINANCIAL PLANNING

The Breede Valley Municipality fully subscribes to a process of proper planning and strategy of resources that should be fully considered in the context of effectiveness, efficiency and economy.

The funding and reserves framework of the Breede Valley is aimed at –

- Ensuring that the municipality has sufficient and cost-effective cash funding;
- Ensuring that provisions and reserves are maintained at the required level to avoid future year unfunded liabilities;
- Ensuring the achievement of the municipal objectives through the implementation of its operating and capital budgets.

The main purpose of the framework as aligned with the financial management strategy is as follows:

- This policy sets out the assumptions and methodology for estimating the following: -
 - Projected billings, collections and all direct revenues;
 - The provision for revenue that will not be collected based on past trends and payment rates;
 - The funds the municipality can expect to receive from investments;
 - The proceeds the municipality can expect to receive from the transfer or disposal of assets;
 - The municipality's borrowing requirements; and
 - The funds to be set aside in reserves.

10.7 BUDGET

An annual budget may only be funded from –

- Realistically anticipated revenues to be collected;
- Cash backed accumulated funds from previous years' surpluses and reserves not committed for any other purpose;
- Borrowed funds but only for purposes of the capital budget; and
- Gazetted Grant funding allocations.

The Breede Valley Municipality, through the budget steering committee, set the following priorities as important within its framework of service delivery, bearing in mind the limited resources:

- Budget should focus on essential services
- All attempts should be to implement MFMA budget circulars
- Limit tariff increases
- Focus on cost cutting and reprioritisation of funding
- Do more with less
- Focus and stay within National Treasury and Provincial Treasury norms as far possible
- Consult with all stakeholders
- Prioritise expenditure in accordance with strategic objectives and IDP needs
- Limit debt exposure

- Explain the type of services that BVM (community) will receive
- LED important

It is indeed clear that the Budget Steering Committee priorities are aligned with the long-term financial intentions and strategic objectives of the Breede Valley.

Breede Valley Municipality's total budget for the Medium-term Expenditure Framework will be as follows (note that the information will be incorporated in the Final 5th Generation IDP):

TOTAL CAPITAL AND OPERATING BUDGETS								
	Amended Budget 2021/22	%	Draft Budget 2022/23	%	Draft Budget 2022/23/24/23	%	Draft Budget 2024/25	%
Capital Budget								
Operating Budget								
Total Budget								

Table 105.: Medium-Term Expenditure Framework

10.7.1 Capital budget

Spending on a capital project may only occur if –

- The money for the project, excluding the cost of feasibility studies, has been appropriated in the budget;
- The project, including the total cost, has been approved by Council;
- The sources of funding have been considered, are available and not committed for other purposes;
- Council has considered –
 - The projected cost covering all financial years until the project is operational; and
 The future operational costs and revenue on the project, including municipal tax and tariff implications

The capital budget provides funding for the municipality's capital programme based on the needs and objectives as identified by the community through the Integrated Development Plan and provides for the eradication of infrastructural backlogs, renewal and upgrading of existing infrastructure, new developments and enlargement of bulk infrastructure.

Provisions on the capital budget will be limited to availability of sources of funding and affordability. The main sources of funding for capital expenditure are –

- Cash backed accumulated surpluses;
- Borrowings (when applicable);
- Government grants and subsidies;
- Public donations and contributions; and

- Operating revenue.

The following guiding principles apply when considering sources of funding for the capital budget:

- Government grants and subsidies –
 - Only gazette allocations or transfers as reflected in the Division of Revenue Act or allocations as per Provincial Gazettes may be used to fund projects;
 - The conditions of the specific grant must be taken into consideration when allocated to a specific project; and
 - Government grants and subsidies allocated to specific capital projects are provided for on the relevant department's operating budget to the extent that the conditions will be met during the financial year.
- In the case of public contributions, donations and/or other grants, such capital projects may only be included in the annual budget if the funding is guaranteed by means of –
 - A signed service level agreement;
 - A contract or written confirmation; and/or
 - Any other legally binding document.
- Public donations, contributions and other grants are provided for on the relevant department's operating budget to the extent that the conditions will be met during the financial year.
- The borrowing requirements are used as a basis to determine the affordability of external loans over the Medium-term Revenue and Expenditure Framework. The ratios to be considered to take up new borrowings include: -
 - Long-term credit rating of at least BBB;
 - Interest cost to total expenditure not to exceed 9%;
 - Long-term debt to revenue (excluding grants) not to exceed 50%;
 - Payment rate of above 95%;
 - Percentage of capital charges to operating expenditure less than 15%.

Allocations to capital projects from Cash Backed Accumulated Surpluses (subject to the provisions of paragraph 9 below) will be based on the available funding for each ring-fenced reserve according to the conditions of each reserve as follows: -

- Capital projects of a smaller nature such as office equipment, furniture, plant and equipment, etc. must be funded from own generated revenue from the operating budget for that specific year;
- Infrastructure projects to service new developments and the revenue received through the sale of erven must be allocated to the Capital Reserve for Services;
- Capital projects to replace and/or upgrade existing assets will be allocated to the Capital Replacement Reserve; and
- Capital projects to upgrade bulk services will be allocated to the Capital Bulk Contributions Reserve for each service.

In accordance with Section 19 of the MFMA, the municipality may spend money on a capital project only if

- The money for the project has been budgeted (excluding feasibility study costs)
- The project, including the total cost, has been approved by Council

- Compliance with Section 33 (contracts with future budgetary implications) to the extent that the section may be applicable to the project.
- The sources of funding have been considered, are available and have not been committed for other purposes.

Before approving a capital project, the Council must consider: -

- The projected cost covering all financial years until the project is operational;
- The future operational costs and revenue on the project, including municipal tax and tariff implications.

All capital projects have an effect on future operating budgets. The following cost factors must therefore be considered before approval: -

- Additional personnel cost to staff new facilities once operational;
- Additional contracted services, such as security, cleaning etc.
- Additional general expenditure, such as service costs, stationery, telephones, material, etc.
- Additional other capital requirements to operate the facility, such as vehicles, plant and equipment, furniture and office equipment, etc.
- Additional costs to maintain the assets;
- Additional interest and redemption in the case of borrowings;
- Additional depreciation charges;
- Additional revenue generation. The impact of expenditure items must be offset by additional revenue generated to determine the real impact on tariffs.

RESERVES

To ensure that funding is readily available for future development and the timeous replacement of infrastructure required for service delivery, it will be prudent for the municipality to create dedicated reserves that are cash backed at all times.

All reserves are “ring-fenced” as internal reserves within the accumulated surplus, except for provisions as allowed by the General Recognised Accounting Practices (GRAP).

The following ring-fenced reserves should be established and cash-backed over a period of time: -

- **Capital Reserve for New Developments**
This reserve will be used to fund capital expenditure to service new developments. Each development is ring-fenced within this reserve. The valuer determines the price for the erven to be sold and the revenue generated through the sale of erven is then allocated to the specific development. This reserve must be cash-backed at all times to ensure the availability of cash to fund the capital expenditure required to service the erven.
- **Capital Replacement Reserve**
Funding for capital budgets of future financial years are generated through contributions from the operating budget. Once the municipality has reached its maximum gearing ability, no further borrowings can be taken up. This necessitates that the municipality also invests in a capital replacement reserve. However, it must be cash-backed. This

reserve, once fully established, will enable the municipality to provide internal funding for its capital replacement and renewal programme.

Other contributions to the capital replacement reserve through the operating budget may include interest received on investments.

BULK CAPITAL CONTRIBUTION RESERVES

This reserve is intended to supplement capital expenditure for the necessary expansions and upgrading of bulk infrastructure due to new developments. Revenue generated through bulk services contributions are allocated to this reserve for each applicable service. This reserve must also be cash-backed at all times.

10.7.2 Operating budget

The operating budget provides funding to departments for their medium-term expenditure, as planned. The municipality categorises services rendered to the community according to its revenue generating capabilities as follows –

- Trading services (services that generate predetermined surpluses that can be used to fund other services rendered by the municipality);
- Economic services (services that should at least break even, but do not necessarily generate any surpluses to fund other services rendered by the municipality);
- Rates and general (services that are funded by property rates, government grants or surpluses generated by the trading services).

In accordance with Section 18 of the MFMA, the operating budget can only be funded from realistically anticipated revenue. Amounts for the provision of Bad Debt and Depreciation, although non-cash items are not to be used to “balance” operating shortfalls. The operating budget is funded from the following main sources of revenue:

- Property rates;
- Service charges;
- Government grants and subsidies;
- Other sundry revenue, such as fines, interest received etc. and
- Cash-backed accumulated surpluses from previous years not committed for any other purposes.

The following guiding principles apply when compiling the operating budget:

- The annual budget must be cash-backed. This implicates that apart from expenditure being budgeted, it must always be cash-funded (provision for bad debt must therefore be equal to actual payment levels);
- Growth parameters must be realistic, taking into account the current economic conditions;
- Tariff adjustments must be realistic, taking into consideration affordability, bulk increases and future projected growth according to the approved Integrated Development Plan (IDP);
- Revenue from government grants and subsidies must be in line with allocations gazetted in the Division of Revenue Act and Provincial Gazettes;

- Revenue from public contributions, donations or any other grants may only be included in the budget if there is acceptable documentation that guarantees the funds such as –
 - A signed service level agreement;
 - A contract or written confirmation; or
 - Any other legally binding document.
- Property rates are levied according to the Municipal Property Rates Act and Property Rates Policy based on the market values. The budget is compiled using the latest approved Valuation Roll and any Supplementary Roll, consistent with current and past trends. Property rates tariffs and rebates are determined annually as part of the tariff setting process;
- Property rates rebates, exemptions and reductions are budgeted either as revenue foregone or as a grant as per MFMA Budget Circular 51 depending on the conditions thereof;
- Projected revenue from service charges must be realistic based on current and past trends with expected growth considering the current economic conditions. The following factors must be considered for each service:
 - Metered services comprising of electricity and water:
 - the consumption trends for the previous financial years;
 - envisaged water restrictions or load shedding when applicable; and
 - actual revenue collected in previous financial years.
 - Refuse removal services:
 - the actual number of erven receiving the service per category; and
 - actual revenue collected in previous financial years.
 - Sewerage services:
 - the actual number of erven receiving the service per category and the consumption trends per category; and
 - actual revenue collected in previous financial years.
 - Rebates:
 - exemptions or reductions for service charges are budgeted either as revenue foregone or as a grant as per MFMA Budget Circular 51, depending on the conditions thereof.
- Other projected revenue is charged in terms of the approved sundry tariffs and fines considering the past trends and expected growth for each category.
- Provision for revenue that will not be collected is made against the expenditure item working capital/debt impairment and is based on actual collection levels for the previous financial year and the latest projected annual non-payment rate.
- Transfers from the accumulated surplus to fund only capital expenditure will only be allowed for specific once-off projects and with no recurring operating expenditure resulting thereof.
- Interest received from actual long-term and/or short-term investments are based on the amount reasonably expected to be earned on cash amounts available during the year according to the expected interest rate trends.
- Depreciation charges are fully budgeted for according to the asset register and to limit the impact of the implementation of GRAP 17, a transfer is made from the accumulated surplus. However, this is limited to the deemed

fair value of assets previously funded from grants and donations. In addition, the annual cash flow requirement for the repayment of borrowings must be fully taken into consideration with the setting of tariffs.

- A detailed salary budget is compiled on an annual basis. All funded positions are budgeted for in total and new and/or funded vacant positions are budgeted for nine (9) months only of the total package considering the time for the recruitment process. As a guiding principle the salary budget should not constitute more than 35% of annual operating expenditure.

To ensure the health of the municipal asset base, sufficient provision must be made for the maintenance of existing and infrastructure assets based on affordable levels as maintenance budgets are normally lower than the recommended levels. As a guiding principle, repair and maintenance should constitute at least between 5% and 10% of total operating expenditure and should annually be increased incrementally until the required targets are achieved.

Individual expenditure line items are to be revised each year when compiling the budget to ensure proper control over operating expenditure. Increases for these line items must be linked to the average inflation rate and macro-economic indicators unless a signed agreement or contract stipulates otherwise.

PROVISIONS

A provision is recognised when the municipality has a present obligation as a result of a past event and it is probable, more likely than not, that an outflow of resources embodying economic benefits or service potential will be required to settle the obligation and a reliable estimate can be made of the amount of the obligation.

Provisions are revised annually and those estimates to be settled within the next twelve (12) months are treated as current liabilities. The municipality should have the following provisions:

- **Leave Provision**
Liabilities for annual leave are recognised as they accrue to employees. An annual provision is made from the operating budget to the leave provision. Due to the fact that not all leave balances are to be redeemed for cash at once, only 20% of the leave provision is cash-backed.
- **Landfill Rehabilitation Provision**
The landfill site rehabilitation provision is created for the current operational site at the future estimated time of closure. The value of the provision is based on the expected future cost to rehabilitate the landfill site. This provision must be cash-backed to ensure availability of cash for rehabilitation on closure.
- **Long-service Awards**
Municipal employees are awarded leave days according to years in service at year end. Due to the fact that not all long-service leave balances are redeemed for cash at once, only 20% of the long-service leave provision is cash-backed.
- **Post-Employment Medical Care Benefits**

The municipality provides post-retirement medical care benefits by subsidising the medical aid contributions to retired employees and their legitimate spouses. The entitlement to post-retirement medical benefits is based on employees remaining in service up to retirement age and the completion of a minimum service period. The expected cost of these benefits is accrued over a period of employment. This provision must be cash-backed to ensure the availability of cash for the payment of medical aid payments.

OTHER ITEMS TO BE CASH-BACKED

- **Donations, Public Contributions, Unspent Conditional Grants**
Revenue received from conditional grants, donations and funding is recognised as revenue to the extent that the municipality has complied with any of the criteria, conditions or obligations embodied in the agreement. Unspent amounts in relation to donations, public contributions and unspent grant funding are therefore retained in cash and are not available to fund any other items on the operating or capital budget other than that for which it was intended for.
- **Consumer Deposits**
Consumer deposits are partial security for a future payment of an account. Deposits are considered a liability as the deposit is utilised on the account once the service is terminated. Therefore, the funds are owed to consumers and can therefore not be utilised to fund the operating or capital budget. Consumer deposits should be retained in cash. Due to the fact that it is not likely that all of the consumer deposits will be redeemed at once, only 50% is cash-backed.
- **Operational Financing**
Breede Valley's policy is to fund operating expenses from normal revenue streams with short-term borrowing being used as a last resort. It is expected that strong financial management including accurate cash forecasting will obviate the need to resort to short-term borrowings.
- **Working Capital**
It is Breede Valley's intention to create sufficient cash reserves by way of good financial management including the setting aside of adequate provisions for working capital.

10.8 REVENUE MANAGEMENT STRATEGIES

The Breede Valley Municipality has the following revenue enhancement and improvement strategies in mind:

- Improvement in the payment ratio of the area that can be found in the credit control and debt collection policy. This policy highlights the procedures to be followed in the collection of all money owed to the municipality;
- To ensure employment opportunities through Local Economic Development, that can enable families to start paying for services and also to broaden the tax base;
- To create a climate for investment in the area which will in turn also generate employment opportunities;
- To ensure that the information in respect of families that qualify in terms of the indigent policy, are correct so as to qualify for an increased amount from national government;
- To introduce a system through which services payment by employed people is guaranteed by having such payments deducted by their employers before salaries are paid out;
- The installation of prepaid meters is essential in securing future payment for services by residents;

- To enlarge the revenue base of the municipality, by ensuring that all properties are correctly zoned. (the property rates tariffs are based on the zoning); and by negotiating with Eskom to take over the electricity supply in areas currently under Eskom's control. This will also improve the credit control capabilities of the municipality.

10.9 EXPENDITURE MANAGEMENT STRATEGIES

The Breede Valley Municipality has the following expenditure management strategies in mind:

- To reduce expenditure on non-core functions, by considering more economical, effective and efficient ways of resource management even to the extent of considering Public Private Partnerships;
- To adopt the principles subscribed by National and Provincial Treasury regarding the cost containment items;
- To limit operating and capital expenditure to essential items through a proper process of prioritisation and reprioritisation;
- To investigate and limit water and electricity losses in order to either eliminate or decrease the losses to the utmost minimum;
- To limit employee related expenditure and improve the effective usage of the human resource capacity by introducing a biometric time and attendance system;
- To introduce a fleet management system to reduce fuel and other operating vehicle related costs and ensure the effective use of available fleet for cost benefit purposes;
- To reduce interest and redemption expenditure, by exploring alternative ways (possible grant funding), to pay off the long-term liabilities regarding infrastructure;
- To conduct cost benefit analysis to explore cost effective avenues; and
- To ensure maximum value for money.

10.10 DEBT MANAGEMENT

Debt is managed in terms of the Council's Credit Control and Debt Collection Policy. The provision for revenue that will not be collected is adequately budgeted as an expense (bad debt provision) and must be based on the projected annual non-payment for services.

10.11 CASH MANAGEMENT

The availability of cash is one of the most important requirements for financial sustainability and must be closely monitored to ensure a minimum cash day on hand of ninety (90) days for daily operations. Changes in the municipal environment that may have an impact on the municipal cash position include:

- Changes in revenue levels as a result of changes in consumption patterns (water restrictions, load shedding, etc.);
- Reduced growth as a result of economic conditions;
- Increase in non-payment rate due to economic conditions or political reasons;
- Implementation of electricity industry pricing policy (inclining block tariffs and time of use tariffs)

Surplus cash not immediately required for operation purposes is invested in terms of the Council's Investment Policy so as to maximise the returns on the investments.

10.12 INTERNAL CONTROL FRAMEWORK

The main focus of the finance directorate is to ensure that the Breede Valley accomplishes clean audit outcomes, which means that:

- The financial statements are free from material misstatements
- There are no material findings on the annual performance report
- There are no material findings with regards to laws and regulations, such as the MFMA (Municipal Finance Management Act), Municipal Systems Act, Municipal Structures Act, etc.

The outcome of the municipality's audit performance for the past years reflects the following:

BVM AUDIT OUTCOME STATUS FOR THE PAST SIX FINANCIAL YEARS					
2015-16	2016-17	2017-18	2018-19	2019-20	2020/21
Clean Audit	Clean Audit	Clean Audit	Unqualified with findings	Clean Audit	Clean Audit

Table 106.: BVM Audit Outcome Status

Breede Valley Municipality Implemented the MGRO (Municipal Governance Review and Outlook) process initiated by Provincial Treasury with the focus to work towards a clean audit process that was accomplished in the mentioned financial periods.

MGRO and the approach towards it are contextualized in the already institutionalized processes that have outcomes in mind, such as:

- Achieving an unqualified audit without findings ("clean audit") in 2021/22 and subsequent financial years.
- Improvement on FGRO (Financial Governance Review and Outlook) outcome to a minimum level 3 assessment.
- A 360° approach to improve Financial Management and Internal Control/ Governance.

10.13 BREEDE VALLEY MUNICIPALITY INVESTMENT PLAN

The Breede Valley Municipality has a long-term financial plan or a cash and investment plan. The municipality will ensure that the available cash in the bank account are invested in such a way that maximum interest is received without putting the municipality at risk to fulfil its obligated liabilities. The municipality will focus its attention over the next three years on the following five critical financial issues:

- Revenue management
- Collection of outstanding debt
- Cost effectiveness

- Accelerate on repairs and maintenance
- Reduce spending on non-priorities

10.14 FINANCIAL INFORMATION

Note that the information will be incorporated in the Final 5th Generation IDP

The municipality has ten pay points in total in the four major towns of the municipal area, of which seven are in Worcester and Touwsrivier, De Doorns and Rawsonville each have one pay point. In total the municipality has 22 035 water meters and 23 904 electricity meters distributed within its municipal service area as indicated in the maps below.

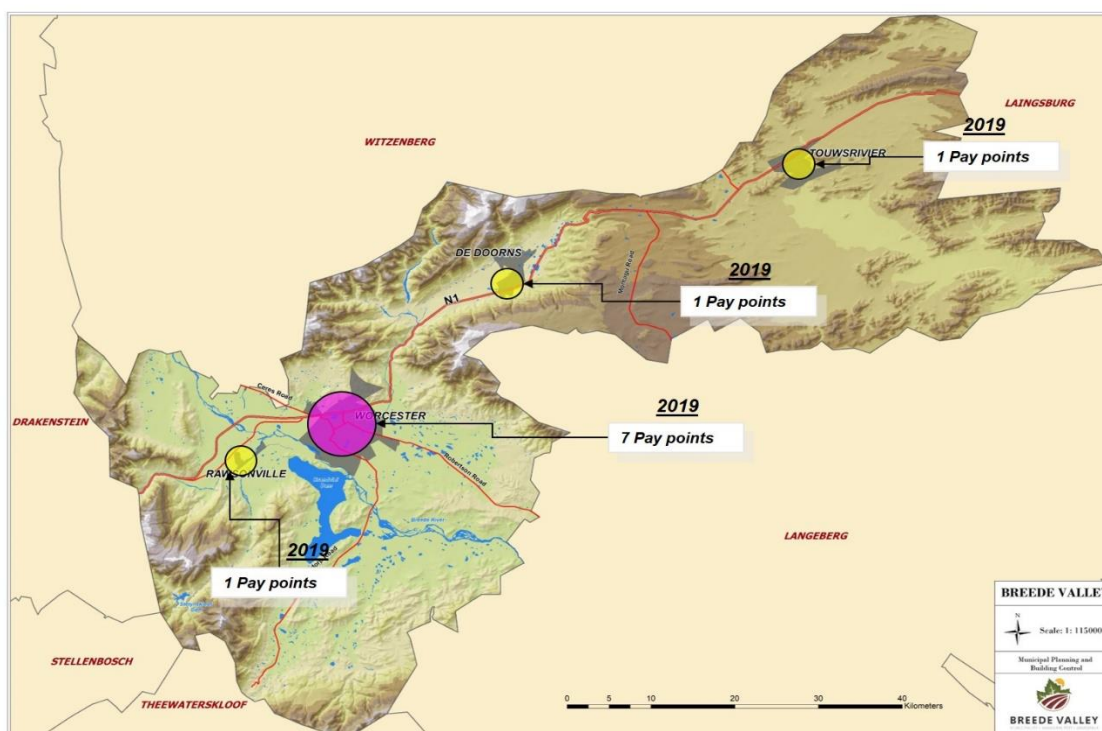


Figure 61.: Municipal Pay Points

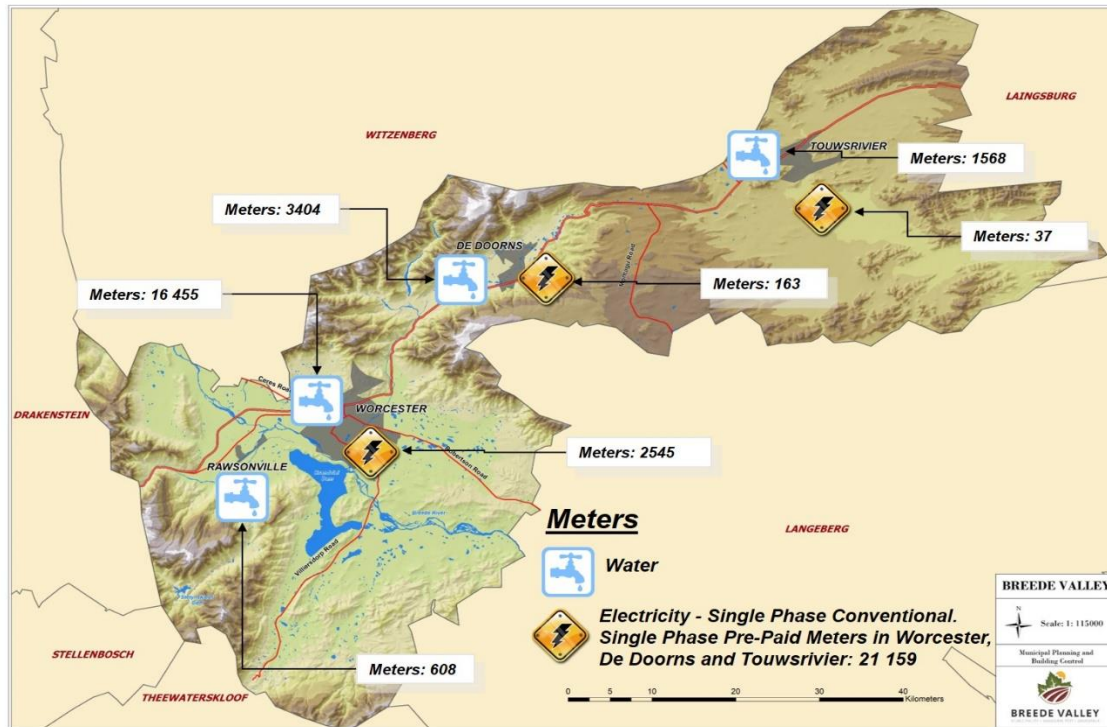


Figure 62.: Water and Electricity Meters

Expenditure: BVM will spend 27% of the budget on employee related costs and 30% on bulk electricity and water purchases. The graph below gives a breakdown of expenditure:

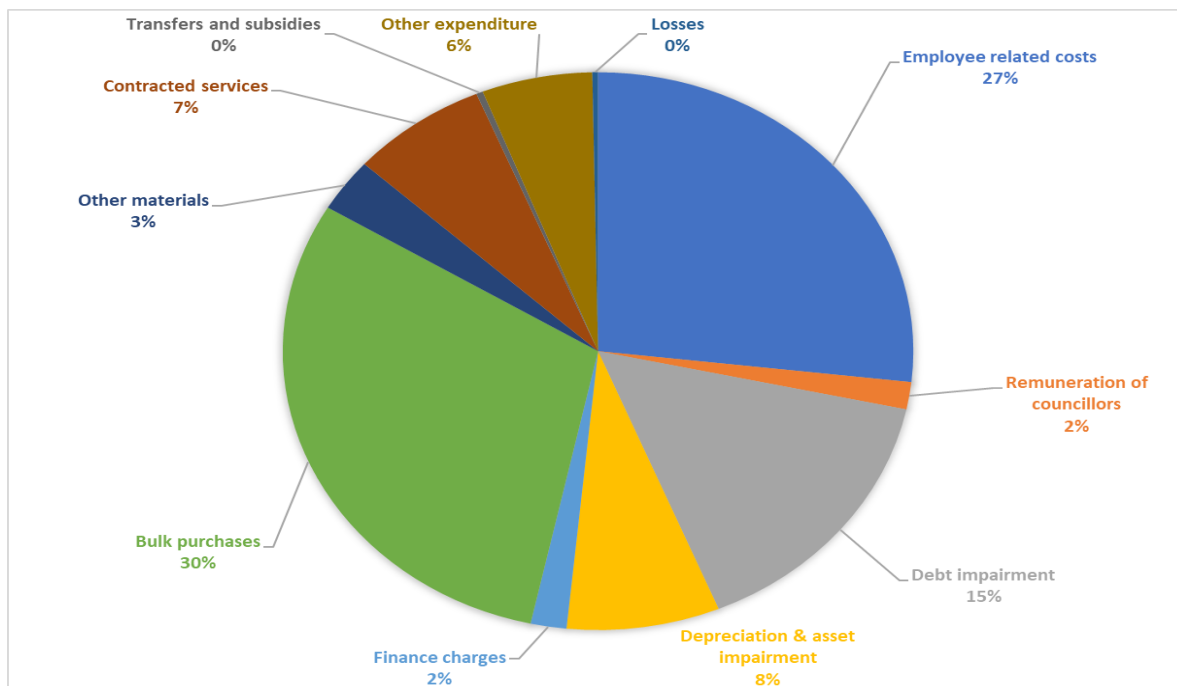


Figure 63.: Expenditure by Type

Capital Expenditure: Breede Valley has R151.23 million available for capital projects in the 2021/22 budget. Capital transfers from National and Provincial government, as well as the District Municipality amounts to R57.36 million and a total of R93.87 million are internally generated.

The table below gives a breakdown of funding sources and expenditure by service:

WC025 Breede Valley - Table A5 Budgeted Capital Expenditure by vote, functional classification and funding

Vote Description	Ref	2017/18	2018/19	2019/20	Current Year 2020/21				2021/22 Medium Term Revenue & Expenditure Framework		
		Audited Outcome	Audited Outcome	Audited Outcome	Original Budget	Adjusted Budget	Full Year Forecast	Pre-audit outcome	Budget Year 2021/22	Budget Year +1 2022/23	Budget Year +2 2023/24
R thousand	1										
Capital Expenditure - Functional											
Governance and administration		21 772	30 488	838	1 625	5 331	5 331	5 331	7 005	10 825	825
Executive and council		356	15	6	5	60	60	60	10	10	10
Finance and administration		21 416	30 473	832	1 620	5 271	5 271	5 271	6 995	10 815	815
Internal audit		—	—	—	—	—	—	—	—	—	—
Community and public safety		5 171	13 958	3 874	100	12 109	12 109	12 109	23 828	6 500	21 000
Community and social services		1 006	8 059	818	100	10 305	10 305	10 305	728	—	—
Sport and recreation		1 011	2 190	2 497	—	31	31	31	22 600	6 500	21 000
Public safety		3 153	3 709	559	—	1 774	1 774	1 774	500	—	—
Housing		—	—	—	—	—	—	—	—	—	—
Health		—	—	—	—	—	—	—	—	—	—
Economic and environmental services		41 317	40 510	69 869	19 546	72 603	72 603	72 603	51 601	33 853	57 114
Planning and development		—	—	5 434	1 900	1 483	1 483	1 483	—	—	—
Road transport		41 317	40 510	64 435	17 646	71 120	71 120	71 120	51 601	33 853	57 114
Environmental protection		—	—	—	—	—	—	—	—	—	—
Trading services		132 762	181 047	120 901	78 642	42 947	42 947	42 947	68 797	111 811	80 208
Energy sources		12 418	27 408	20 710	28 212	26 706	26 706	26 706	45 490	62 480	49 690
Water management		52 928	55 824	29 044	24 984	5 476	5 476	5 476	7 308	43 188	23 365
Waste water management		59 378	83 000	49 695	25 446	9 443	9 443	9 443	14 483	5 143	6 153
Waste management		8 039	14 816	21 452	—	1 322	1 322	1 322	1 516	1 000	1 000
Other		—	—	—	—	—	—	—	—	—	—
Total Capital Expenditure - Functional	3.7	201 022	266 003	195 481	99 914	132 990	132 990	132 990	151 230	162 988	159 147
Funded by:											
National Government		41 783	37 488	34 373	56 337	50 820	50 820	50 820	57 260	76 986	78 614
Provincial Government		88 028	128 219	112 433	26 000	2 648	2 648	2 648	100	—	—
District Municipality		—	31	71	—	450	450	450	—	—	—
Transfers and subsidies - capital (monetary allocations) (National / Provincial Departmental Agencies, Households, Non-profit Institutions, Private Enterprises, Public Corporations, Higher Educational Institutions)		1 843	—	185	1 147	1 147	1 147	1 147	—	—	—
Transfers recognised - capital	4	131 654	165 738	147 062	83 484	55 065	55 065	55 065	57 360	76 986	78 614
Public contributions & donations	5	—	—	—	—	—	—	—	—	—	—
Borrowing	6	21 325	6 281	159	—	—	—	—	—	—	—
Internally generated funds		48 042	93 984	48 260	16 429	77 925	77 925	77 925	93 870	86 002	80 533
Total Capital Funding	7	201 022	266 003	195 481	99 914	132 990	132 990	132 990	151 230	162 988	159 147

Figure 64.: Capital Funding and Expenditure by Service 2021/22

Major and Special Projects budgeted in 2021/22:

The following capital projects have been identified as critical projects and specified special projects were also prioritised for the 2021/22 MTREF (note that the information will be incorporated in the Final 5th Generation IDP):

- Engineering & Public Services: Capital & Special Projects**

Description	Finance Source	Final Budget 2021/22	Final Budget 2022/23	Final Budget 2023/24
Not Allocated to Wards				
Stettynskloof Water Supply (Worcester/Rawsonville)				
Upgrading of Stettynskloof Supply Pipe Line - Phase 3 (MIG 164422)	8.0	0	3 421 924	0
Rawsonville WwTW				
Extension of WwTW (0,24 Ml/day)	8.0	6 296 742	0	0
Klipvlakte/ Transhex Residential Development (13 000 erven)				
Electrical Reticulation	8.2	21 000 000	38 000 000	38 000 000
Reservoirs				
Pre-loads	8.0	0	18 481 271	0
Touwsrivier: Waste Water Treatment Works (WwTW) Augmentation				
MIG	8.0	0	0	2 000 000
<u>Touwsrivier: Water Treatment Works (WTW) Augmentation</u>				
MIG	8.0	0	0	2 000 000
<u>Touws River : Water Network Upgrades to Affordable Housing Project</u>				
MIG	8.0	0	0	500 000

Description	Finance Source	Final Budget 2021/22	Final Budget 2022/23	Final Budget 2023/24
<u>Touws River : Sewer Network Upgrades to Affordable Housing Project</u>				
MIG	8.0	0	0	500 000
<u>Upgrading of Gravel Roads</u>				
Breede Valley: Roads	3.0	0	10 000 000	10 000 000
<u>Resealing of Roads</u>				
Resealing of Municipal Roads - Rawsonville	3.2	500 000	500 000	500 000
<u>Resealing of Municipal Roads - Worcester</u>				
MIG	8.0	25 776 248	7 432 593	26 614 000
CRR	3.0	2 000 000	2 000 000	5 000 000
Resealing of Municipal Roads - Avian Park	8.0	1 124 263	0	0
Resealing of Municipal Roads - Zwelethemba	8.0	0	420 000	0
<u>Resealing of Municipal Roads - De Doorns</u>				
MIG	8.0	0	0	1 500 000
CRR	3.0	1 000 000	0	0
<u>Resealing of Municipal Roads - Touwsrivier</u>				
Resealing of Municipal Roads - Touwsrivier	8.0	0	0	500 000
<u>Traffic Circles</u>				
Traffic Circles: (High and Louis Lange)	3.0	6 000 000	6 000 000	0
Traffic Circles: (De La Bat / Roux / Heyns Street)	3.0	0	0	5 500 000
<u>Networks</u>				
Replacement of Water Network (Roll-over)	3.0	1 000 000	1 000 000	1 000 000
<u>Electricity (8112)</u>				

Description	Finance Source	Final Budget 2021/22	Final Budget 2022/23	Final Budget 2023/24
Refurbishment of electrical system	3.0	4 500 000	5 000 000	8 200 000
Cherry Picker vehicles	3.0	3 860 114	0	0
Refurbishment of electrical system (NERSA)				
2) Quality of supply data loggers and monitoring equipment	3.0	1 000 000	0	0
Altona new Electrical Substation	3.0	6 000 000	15 000 000	0
Electricity - Vehicles	3.0	750 000	750 000	750 000
Electricity - Machinery and Equipment	3.0	500 000	750 000	750 000
<u>Civil Engineering</u>				
LDV	3.0	250 000	0	0
Survey Equipment	3.0	50 000	0	0
Office Furniture	3.0	30 000	0	0
SOLID WASTE MANAGEMENT				
WORCESTER				
Wheeliebins	3.0	1 000 000	1 000 000	1 000 000
<u>Ward Priorities</u>				
Speed Humps	3.0	2 000 000	0	0
High Mast lights	3.0	3 900 000	0	0
Development of Playparks	3.0	1 000 000	0	0
Fencing of Substations	3.0	250 000	0	0
Bus Stop / Shelter	3.0	100 000	0	0
Outdoor Gym	3.0	98 000	0	0
<u>Ward 1</u>				
Rehabilitation of Bok River Pipe Line - Phase 6	8.0	0	0	7 000 000
Touwsrivier: Bok River Solar System	8.0	0	500 000	0

Description	Finance Source	Final Budget 2021/22	Final Budget 2022/23	Final Budget 2023/24
<u>Ward 2</u>				
De Doorns : Transfer Station	8.0	516 145	0	0
New Retention Ponds - De Doorns: South of N1 (MIG Number 202347)	8.0	0	956 814	0
De Doorns Water Purification Works : Augmentation of DAF Unit (MIG funding)	8.0	2 546 602	7 773 398	0
<u>Ward 8</u>				
Upgrading of Gravel Roads	3.0	3 000 000	3 000 000	3 000 000
<u>Erosion Protection of Hex River (Zwelethemba)</u>				
Erosion Protection of Hex River : Phase 2 (300m @ R13,333.33/m)	3.0	3 150 000	0	0
<u>Ward 12</u>				
Upgrading of Gravel Road	3.0	6 000 000	0	0
<u>Ward 21</u>				
Upgrading of gravel roads	3.0	1 000 000	1 000 000	1 000 000
High Mast Light	3,0	600 000	0	0
<u>SERVICE CONNECTIONS (Depending on Public Contr)</u>				
Sewer Connections	3.3	1 120 000	1 120 000	1 120 000
Electricity Connections	3.3	1 000 000	1 000 000	1 000 000
Water Connections	3.3	2 719 200	2 719 200	2 719 200
<u>Water & Sewer Networks</u>				
Machinery and Equipment	3.0	1 000 000	2 000 000	2 000 000
Municipal Vehicles (LDV)	3.0	1 500 000	0	0
ROADS AND STORMWATER				

Description	Finance Source	Final Budget 2021/22	Final Budget 2022/23	Final Budget 2023/24
Machinery and Equipment	3.0	1 000 000	2 000 000	2 000 000
Public Services - Vehicles	3.0	1 500 000	1 500 000	1 500 000
Land Infill Developments				
Johnsons Park - Water	3.0	292 085	0	0
Johnsons Park - Sewer	3.0	876 009	0	0
Johnsons Park - Stormwater	3.0	189 856	0	0
Johnsons Park - Electricity	3.0	1 980 000	0	0
Avian Park Industrial - Water	3.0	100 000	146 043	146 043
Avian Park Industrial - Sewer	3.0	100 000	438 005	438 005
Avian Park Industrial - Stormwater	3.0	100 000	94 928	94 928
Avian Park Industrial - Electricity	3.0	100 000	990 000	990 000
Avian Park Industrial - Sewer Pumpstation	3.0	600 000	9 000 000	10 000 000
Somerset Park - Water	3.0	50 000	146 043	0
Somerset Park - Sewer	3.0	50 000	438 005	0
Somerset Park - Stormwater	3.0	100 000	94 928	0
Somerset Park - Electricity	3.0	50 000	990 000	0
<u>SWIMMING POOL: Zwelethemba - 5125</u>				
Zwelethemba - New Swimming Pool	3.0	15 500 000	0	0
Total		136 725 264	145 663 152	137 322 176

Table 107.: Technical Services Capital & Special Projects Identified for 2021/22

- Other Directorates: Capital & Special Projects

Description	Finance Source	Final Budget 2021/22	Final Budget 2022/23	Final Budget 2023/24
<u>MUNICIPAL MANAGER</u>				
<u>Admin - 0603</u>				
Furniture and Equipment	3.0	5 000	5 000	5 000
<u>COMMUNITY SERVICES</u>				
<u>Admin - 0903</u>				
Furniture & Equipment	4.0	5 000	5 000	5 000
<u>Swimming Pool: De Doorns</u>				
New Swimming Pool	3.0	0	500 000	15 000 000
<u>Sport: Boland Park - 5130</u>				
Replacement of fence perimeter	3.0	0	6 000 000	0
<u>Sport: Esselen Park</u>				
Replacement of fence perimeter	3.0	6 000 000	0	0
<u>Sport: Zwelthemba</u>				
Replacement of fence perimeter	3.0	0	0	6 000 000
<u>Sport: Steenvliet</u>				
Machinery and Equipment	3.0	100 000	0	0
<u>Waterloo Library - 4506</u>				
Replace equipment	3.0	30 000	0	0
Replace equipment	6.1	100 000	0	0
<u>Traffic</u>				
Machinery and Equipment	3.0	100 000	0	0
Traffic - Vehicles	3.0	500 000	0	0
<u>Fire Department: Admin - 4203</u>				
Machinery and Equipment	3.0	500 000	0	0

Description	Finance Source	Final Budget 2021/22	Final Budget 2022/23	Final Budget 2023/24
<u>FINANCIAL SERVICES</u>				
<u>Admin</u>				
Furniture and Equipment	4.0	5 000	5 000	5 000
<u>Financial Planning</u>				
Safeguarding of Assets	12.0	400 000	400 000	400 000
Insurance claims	12.0	400 000	400 000	400 000
<u>COUNCIL & MAYCO</u>				
<u>Mavoral Office - 0306</u>				
Furniture and Equipment	3.0	5 000	5 000	5 000
<u>STRATEGIC SUPPORT SERVICES</u>				
<u>Strategic Support - Admin - 2103</u>				
Furniture and Equipment	4.0	5 000	5 000	5 000
<u>Civic Centre Worcester - 3903</u>				
Solar pannel - conversion	3.0	500 000	0	0
<u>Information Technology - 2114</u>				
ICT - Computer Equipment	3.0	3 000 000	0	0
Call Center & Telephone (PBX) System	3.0	2 500 000	0	0
Biometric system	3.0	150 000	0	0
Fire Alarm (DR site)	3.0	150 000	0	0
Infrastructure Replacement & Upgrades (Servers, Storage and Connectivity)	3.0	0	10 000 000	0
Airconditioner (DR Site)	3.0	50 000		
Total		14 505 000	17 325 000	21 825 000

Table 108.: Other Directorates Capital & Special Projects Identified for 2021/22

The ratio analysis of Breede Valley for the past five financial years are reflected in the table below (note that the information will be incorporated in the Final 5th Generation IDP):

Financial Year	2016 Audited	2017 Audited	2018 Audited	2019 Audited	2020 Audited	Norm
FINANCIAL POSITION						
ASSET MANAGEMENT						
Capital expenditure to total expenditure	8.83%	9.70%	17.11%	21.71%	17.26%	10% - 20%
Impairment of PPE, investment properties and intangibles (carrying value)	0%	0%	0%	0%	0%	0%
Depreciation /operating revenue	12.60%	9.45%	8.04%	8.10%	7.56%	20%
Repairs and maintenance / PPE and investment property (carrying value)	2.55%	3.31%	3.02%	2.76%	2.24%	8%
DEBTORS MANAGEMENT						
Net debtors days	57 days	53 days	51 days	57 days	59 days	30 days
LIQUIDITY MANAGEMENT						
Cash/ cost coverage ratio (excluding unspent conditional grants)	3months	2months	1month	1 month	2 months	1 - 3 months
Current ratio	2.10	1.85	1.63	1.49	1.64	1.5 – 2 : 1
LIABILITY MANAGEMENT						
Debt (total borrowings)/ total operating revenue	32.09	26.33%	21.82%	20.67%	18.47%	45%
Capital Cost (interest paid and redemption) as a % / total operating expenditure	5.65%	5.29%	4.49%	3.82%	3.63%	6% - 8%
FINANCIAL PERFORMANCE						
DISTRIBUTION LOSSES						

Electricity distribution losses (percentage)	5.76%	6.20%	6.63%	7.18%	5.41%	7% - 10%
Water distribution losses (percentage)	16.09%	17.06%	14.05%	16.39%	31.12%	15% - 30%
EXPENDITURE MANAGEMENT						
Irregular, fruitless and wasteful and unauthorised expenditure/ total operating expenditure	3.33 %	0%	0%	0%	0%	0%
Remuneration (employee related costs and councillors' remuneration) as % of total operating expenditure)	28.53%	28.77%	30.11%	35.48%	36.55%	25% - 40%
Contracted services % of total operating expenditure	1.09%	10.15%	10.10%	8.02%	6.87%	2% - 5%

Table 109.: Ratio Analysis of Breede Valley Municipality

10.15 ASSET MANAGEMENT POLICY

The municipality has an asset management policy that is fully implemented and reflects the following:

- OBJECTIVES
 - Specifying Council's practice regarding accounting for assets.
 - Ensure consistency in accounting treatment.
 - To assist officials in understanding their legal and managerial responsibilities with regard to key asset functions such as:
 - safeguarding of assets
 - maintaining assets
 - establishing and maintaining a management, accounting and information system that accounts for the assets of the municipality
 - asset valuation principles in accordance with GRAP
 - establishing and maintaining systems of internal controls over assets

- establishing and maintaining asset registers
 - clarifying responsibilities and accountabilities for the asset management process
- **ASSET CATEGORIES**
 - Infrastructure Assets –
 - Are any assets that are part of a network or system.
 - They are specialised in nature and do not have alternative uses.
 - They are immovable, and they may be subject to constraints on disposal.
 - Example: Roads, sewerage purification plants, water reticulation schemes and electricity.
 - Heritage Assets –
 - Are culturally, environmentally and historically significant resources, i.e. works of art, historical buildings and monuments, archaeological sites, conservation areas and nature reserves and meets the criteria of GRAP 103.
 - Investment Properties –
 - Are properties that are acquired for economical and capital gains, i.e. office, parks and underdeveloped land acquired for the purpose of resale in future years.
 - Other Assets –
 - Are assets utilised in normal operations, i.e. plant and equipment, motor vehicles and furniture and fittings.
 - Intangible assets –
 - Are identifiable non-monetary assets without physical substance and will meet the criteria of GRAP 31.
 - **ASSET MANAGERS SHOULD**
 - ensure that employees in their departments adhere to the approved Asset Management Policy;
 - ensure that all assets are procured in terms of the SCM Policy;
 - ensure that council is properly informed about any contributed (donated) assets and that approval from council is obtained timeously;
 - ensure that the contributed asset is recorded on the NARC form and communicated with the Asset Management Department;
 - ensure that employees with delegated authority have been nominated to implement and maintain physical control over assets in their departments. Although authority has been delegated, responsibility remains with the respective directors of the departments and overall accountability with the executive directors of relevant directorates;
 - ensure that the termination of service asset verification form for staff is duly completed and submitted to the Human Resource Management Directorate;
 - ensure that assets are properly maintained in accordance with their respective asset maintenance policy;

- ensure that, where applicable, all their movable assets as reflected on the Fixed Asset Register are barcoded to exercise control;
 - ensure that the Asset Control Department is notified via the AT form within 10 working days of any changes in the status of assets under the department's control;
 - ensure that transfers between departments within directorates are administered internally;
 - ensure that a complete asset verification of all inventory and asset items is performed annually;
 - ensure that all obsolete, damaged and unused assets, supported by relevant asset and condemnation forms, are handed in at the Asset Management Department without delay;
 - be responsible for maintaining and managing their own DIR;
 - ensure that all assets are safeguarded against loss/theft and that they are adequately insured; and
 - ensure that location changes are made timeously, and location/room information are updated and reported on the relevant form to the Asset Control Department regularly.
- **ASSET CHAMPIONS SHOULD**
 - assist the Asset Manager in performing his/her functions and duties.
 - ensure that all new assets (purchased or donated) are recorded on the New Asset Receipt Capture (NARC) form.
 - ensure that the NARC forms are completed in full and sent with copies of the relevant documentation to the Asset Control Department within 7 working days after receipt of the assets.
 - ensure that all their movable assets, where applicable, are barcoded.
 - ensure that asset listings are verified and kept up to date in collaboration with the Finance Department.
 - assist the Finance Department with the annual verification of movable assets by making sure that the assets, as per asset listing, are at the correct locations, that these locations are accessible when the verification of assets takes place and provide a full report on any missing assets to the Asset Manager.
 - notify the Finance Department when he/she identifies obsolete and redundant assets so that these assets can be moved to the Write-off Store.
 - report all changes affecting asset listing sheets to the Director: Finance and the Finance Department: Asset Management Division within seven days of occurrence.
 - Assist in ensuring that proper systems are in place for the implementation of the asset management policy and as a result the durability of assets and the standard of services are improved.

Proper systems are in place for the implementation of the asset management policy and as a result, the durability of assets and the standard of services are improved.

PART 1: LEGISLATIVE FRAMEWORK

PART 2: SOCIO-ECONOMIC & DEMOGRAPHIC PROFILE

PART 3: MUNICIPAL SITUATIONAL ANALYSIS

PART 4: STRATEGIC FRAMEWORK

PART 5: UNPACKING THE STRATEGIC PILLARS

PART 6: RESOURCING THE PLAN

PART 7: INTERGOVERNMENTAL COOPERATION

PART 8: MEASURING PERFORMANCE



BREED VALLEY

MUNICIPALITY • MUNISIPALITEIT • UMASIPALA

A caring valley of excellence

CHAPTER 11

This chapter deals with the degree and extent of alignment between various planning agendas of the 3 spheres of government. It is imperative that municipalities align their respective developmental agendas with that of their Provincial and National counterparts in order to ensure that development is pursued in a holistic and collaborative manner, that will ultimately give effect to realising public value as well as maximizing citizen wellbeing.

On this premise, this chapter seeks to (amongst others) shed light on the alignment of various sector plans; intergovernmental and joint planning arrangements; as well as the expected Provincial and National investment within the BVM.

11.1 NATIONAL AND PROVINCIAL SECTOR DEPARTMENTS

Municipalities must take cognisance of national and provincial agendas, ensuring that its planning is aligned and relevant to the higher tiers of government. Departments must ensure that community needs that are within the ambit of national and provincial government, are timeously communicated for appropriate response.

Chapter 3, Section 41 *h(ii)* and *(iii)* of the Constitution of the Republic of South Africa determines that different spheres of government must assist and support one another, inform one another of and consult one another on matters of common interest. To give effect hereto, sound government strategy must strive towards effectiveness and efficiency, ensuring that all developmental interventions are well coordinated horizontally and vertically within the realm of good governance. Breede Valley Municipality participates in the coordinated efforts of the Western Cape Provincial Government (WCG) through the Department of Local Government during its bi-annual intergovernmental planning process better known as the provincial IDP Indaba. At the IDP Indaba, all municipalities within a demarcated region congregates with sector departments in coordinated planning to optimise resource efficiency amidst scarce resources at municipal level. This process also enhances opportunity for engagement by municipalities and sector departments to communicate identified community needs with the relevant sector departments, thus allowing municipalities to leverage resource support.

11.2 INTERGOVERNMENTAL RELATIONS

The municipality fosters relations with other spheres of government and participates in various intergovernmental activities to promote a closer working relationship between various spheres of government. Council is of view that these relationships can assist in enhancing government's services to the communities of the Breede Valley municipal area. The municipality delegated officials and councillors to the following forums:

IGR INVOLVEMENT		
Name of Structure	Members	Outcomes of Engagements/Topics Discussed
National Municipals Managers' Forum	SALGA & MM	To ensure national alignment amongst municipal managers

IGR INVOLVEMENT		
Name of Structure	Members	Outcomes of Engagements/Topics Discussed
MinMay Technical	DG Local Government, Provincial Departments & MM	To formulate joint strategic, policy and agenda items for the MinMay
MinMay	Executive Mayor & MM	Meeting between MEC of Local Government and all Executive Mayors in the province to discuss strategic issues
Premier's Co-ordinating Forum	Executive Mayor & MM	Engagement between the Premier, MEC's and all Executive Mayors in the province – attended by the Executive Mayor and the MM
District Co-ordinating Forum Technical	MM and all other MM's in the district	To co-ordinate efforts and discuss strategic alignment and matters of mutual interest (preparations for DCF)
District Co-ordinating Forum (DCF)	Executive Mayor, MM and all other Executive Mayor's and MM's	To discuss strategic and policy alignment matters at district level ie. IDP alignment, shared service functions, transversal matters impacting on all spheres of government, SALGA matters, district specific issues etc. – ensuring joint planning and co-ordination and resource optimisation
SALGA Working Groups	Councillors & Speaker	Joint discussions on policy and service delivery issues
Provincial and District Managers' IDP Forums	IDP Manager	To ensure provincial and district alignment amongst IDP Managers
Local Economic Development Forum	LED Manager	To ensure provincial and district alignment amongst LED Managers
SCM Forum	SCM Manager	To discuss policy and practical issues amongst SCM Managers
Provincial Public Participation and Communication Forum (PPPCOM)	Head of Communication & Speaker	To ensure provincial alignment and co-operation amongst communication and public participation officials and discuss practical issues
CWD JDMA Platform	IDP Manager, Project Manager, LED & Tourism	The JDMA seeks to facilitate and enhance co-planning, co-budgeting and co-implementation of pre-identified initiatives

IGR INVOLVEMENT		
Name of Structure	Members	Outcomes of Engagements/Topics Discussed
	Manager & Manager: Budgets & Costing	by means of a multi-disciplinary and intergovernmental approach. The CWD JDMA implementation team comprises of the Provincial- as well as Local Government (CWDM and all associated local municipalities) representation
Provincial Skills Development Forum	Skills Development Facilitator	Joint discussion on skills development and training facilitation
HR Practitioners Forum	HR Manager	To ensure alignment of HR processes and practices in district and provincial context
Legislative and Constitutional Task Team	Directors & officials in Legal Services in the Province	To discuss the latest developments in the legal field bi-annually
JOC Meetings	Internal: Executive- and Senior Management External: SAPS, various Provincial Departments (e.g. Health and Education)	To ensure effective liaison during the Covid-19 pandemic and to identify and address challenges
<p>BVM participates on all SALGA working groups, sectoral committees/forums ie. MM Forum, CFO Forum, IDP Forum, SCM Forum, Internal Auditors Forum, Risk Managers Forum, Communication Forum, Speakers Forum and Provincial Disaster Management Forum.</p> <p>BVM is also active participants on all LG MTEC structures and IDP Indabas</p>		

Table 110.: IGR Involvement

11.3 ALIGNMENT OF SECTOR PLANS

The sector plans available at the municipality focuses on specific sectors within the context of local government. The alignment of sector plans between all spheres of government is important to ensure the integration of programmes and maximum utilisation of available resources. It should be noted that information provided in this chapter originates from existing sector plans and/or operational plans.

The following table highlights the status of the sector plans:

Sector Plan	Status of Plan
Long-term Financial Plan	Approved
Spatial Development Framework	Approved

Sector Plan	Status of Plan
Land Use Management Plan	Reviewed with SDF
Urban Revitalisation Plan	Still needs to be drafted
Local Economic Development Strategy	Approved
Disaster Management Plan	Approved and reviewed
Electricity Master Plan	Plans available for all towns except Rawsonville that is served by Eskom. All plans to be reviewed to include low voltage.
Integrated Infrastructure Maintenance Plan	The plan will be prepared during the NDGS
Integrated Infrastructure Investment Plan	The plan will be prepared during the NDGS
Water and Sanitation Master Plan	Approved
Water Services Development Plan	Approved
Integrated Waste Management Plan	Approved
Pavement Management System	Approved
Integrated Transport Management Plan	Approved
Integrated Human Settlement Plan	Approved
Performance Management Policy Framework	Approved
Risk Management Plan and Strategy	Approved
Air Quality Management Plan	Approved
Organisational structure and organogram	Approved

Table 111.: Status of the Sector Plans

Participating in the Joint District & Metro Approach (JDMA)

President Cyril Ramaphosa, in his 2019 State of the Nation Address, announced a new district-based development model towards the promotion of a capable and developmental state. This model seeks to accelerate, align and integrate service delivery under a single development plan per district or metro that is jointly developed by national, provincial and local government as well as business, labour and community in each district.

The Western Cape Government subscribed to the essence of this methodology, and consequently instituted the Joint District & Metro Approach (JDMA). The JDMA is a geographical (district) team based, citizen-focused approach, with a single implementation plan to provide developmental initiatives and government services. It seeks to unlock and encourage inter-governmental collaboration through co-planning, co-budgeting, and co-implementation in the pursuit of enhanced service delivery and public value creation.

The JDMA therefore envisages for spheres of government using rationalised IGR engagements, to:

- Develop Western Cape strategic, developmental and planning priorities with aligned budgets;
- Unlock developmental opportunities and address constraints;
- Identify key support activities to strengthen municipal capacity; and
- Accelerate implementation for service delivery.

From a Western Cape strategic perspective, the following priorities have been identified:



Figure 65.: JDMA - Provincial Strategic Priorities

From a district strategic perspective (CWDM), the following priorities have been identified:



Figure 66.: JDMA - District Strategic Priorities

In order to realise the strategic objectives above, JDMA Interface Teams have been formulated which comprise of delegates from the Western Cape Government, CWDM and the five local municipalities within the district. Engagements are co-facilitated by delegates from the provincial government (selected as team leader) and the district municipality respectively. BVM's IDP Manager currently serves and represents the municipality on the Interface Team, whilst the Budget & Costing Manager, LED & Tourism Manager as well as the Project Manager has been commissioned to serve on the working group linked to the refinement of the CWD JDMA profile for 2021.

Currently, the joint district profile is being revised as per the national directive issued by CoGTA. In this regard, BVM made the following operational contributions towards the CWDM JDMA process:

- Submission of its detailed socio-economic profile (SEP) coupled with key developmental challenges for consideration & incorporation into the district profile;
- Submission of key catalytic & capital projects as well as strategic matters that require inter-governmental collaboration and support to (amongst others) address the challenges highlighted in the SEP and ultimately strive towards the overarching strategic priorities identified for the province and district as well as overall purpose of the JDMA; and
- Participating in JDMA Interface Team engagements to ensure that the concept remains viable in terms of its strategic impetus

Regarding the way forward, the district profile (first draft) is expected to be completed by the end of March 2021, after which it will be submitted to the District Mayor (CWDM) and the HOD for Local Government in the Province, for approval. Upon approval, the profile will be submitted to CoGTA and presented at the DCF, which in the case of the JDMA methodology, is regarded as the primary governance instrument for planning, budgeting and implementation. In addition, the municipality will participate in the formulation of a District One Plan. The One Plan is a Strategic Long-Range Framework including short, medium and long-term objectives/interventions to guide all state and private investment within the district and metropolitan areas. It is not a detailed or comprehensive plan covering the full range of departmental and municipal responsibilities. The One Plan is developed through a collaborative process and facilitates a shared understanding of the district/metro space amongst all role players. It outlines a common vision and desired future outcomes. It elaborates Targets and Key Commitments of all three spheres of government and stakeholders and is adopted as an IGR and Social Compact. Currently, the process plan linked to the formulation of the One Plan is being deliberated to ensure that a roadmap is drafted and implemented that will enable the District to deliver the One Plan by March 2022 – as per CoGTA guidelines.

Although the progress to date in terms of the JDMA implementation can be regarded as slow, it is useful to note that the establishment and functionality of the Project Implementation Teams (PITs) have progressed well. The mandate of these teams will remain separate to that of the JDMA Interface Team (although inter-collaboration may occur) as they will purely focus on project implementation and outcomes. From a district perspective, emphasis will be placed on the following projects which will serve as point of departure towards realising the District Strategic Priorities:

Project Number	Project Title	Sub-elements to Project
1	Community Safety Plan	N/A
2	Waste Management (priority project)	Regional Waste Management Facility: Conduct a Section 78 investigation and implement the recommendations
		Review of Integrated Waste Management Plan
		Develop Acceptable Diversion Strategies
		Waste Management Conference
3	Analyse & Develop a Uniform Urbanisation Approach for CWDM	Scrutinise & finalise the preferred approach
		Transhex
		Vlakkeland
		Vredebes
4	Improving Resilience	Climate Change
		Water Security
		Energy Security
5	Financial Sustainability	N/A
6	Develop and Implement a Youth Unemployment District Plan	N/A
7	Draft a Concept Paper on Data Governance	N/A
8	Rationalisation of IGR Structures	N/A
9	Develop a Communication Plan	N/A
10	Private Sector involvement in JDMA	N/A

Since formalisation of the PITs, regular engagement and information flow has taken place pertaining to each sub-element. The sub-elements are also regularly reviewed for applicability and relevance (particularly in the context of Covid-19). Specific reference must however be made to the private sector project (project 10), which yielded a positive and tangible return within the community of De Doorns, in the form of a Multi-purpose Resource Centre that was successfully upgraded to serve as a youth development & support facility (in partnership with the CWDM, SANTAM and Sasria). The municipality is hopeful that the intended outcomes of each sub-element, will successfully be pursued and achieved.

11.4 NATIONAL AND PROVINCIAL GOVERNMENT'S FOOTPRINTS IN BREEDE VALLEY MUNICIPAL AREA

Chapter 5 of the Municipal Systems Act (Act 32 of 2000) provides instruction on cooperative governance, encouraging municipalities to develop their strategies in line with other organs of state so as to give effect to the five-year strategic plan. It goes further to inform that the IDP must link, integrate and coordinate development plans for the municipality. Resources and capacity must align with the implementation of the plan, forming the foundation on which the annual budget is based. The plan must also be compatible with national development plans and planning requirements binding on the municipality in terms of legislation.

The IDP should thus serve as a guideline for where sector departments allocate their resources at local government level. The municipality should also take into consideration the sector departments' policies and programmes when developing its own policies and strategies. For this reason, it is in the interest of the sector departments to participate in municipal IDP planning processes to ensure alignment between programmes.

Tables 122 – 125 below, depicts the planned and estimated provincial expenditure for infrastructure over the MTEF period (2022/23 – 2024/25). It is imperative to note that the infrastructure- and related capital projects are in various stages of implementation (planning; implementation & construction; or finalisation & “close-out”). Furthermore, it should be noted that the applicable funding body (i.e. national- and/or provincial government) reserves the right to amend the envisaged expenditure in accordance with changing fiscal conditions/constraints and the availability of resources.

The planned infrastructure/capital projects, as mentioned above, are:

a) Department of Health

TOWN/AREA	WARD	PROJECT NAME	INFRASTRUCTURE TYPE / IDMS GATE	NATURE OF INVESTMENT	2022/23 MTEF R'000	2023/24 MTEF R'000	2024/25 MTEF R'000	MTEF TOTAL R'000
De Doorns	2 - 5	De Doorns - De Doorns Ambulance Station - Replacement	Ambulance/EMS station / Stage 6: Handover	New or Replaced Infrastructure	R 685			R 685
De Doorns	2 - 5	De Doorns - De Doorns CDC - HT - Upgrade and Additions	Health Technology / Stage 2: Concept/Feasibility	Non- Infrastructure	R 1 000	R 1 500		R 2 500
De Doorns	2 -5	Doorns - De Doorns CDC - Upgrade and Additions	PHC – Community Day Centre / Stage 4: Design Documentation	Upgrades & Additions	R 3 297	R 14 734		R 18 031
Avian Park	12/21	Worcester - Avian Park Clinic - HT - New	Health Technology / Stage 5: Works	Non- Infrastructure	R 200			R 200
Avian Park	12/ 21	Worcester - Avian Park Clinic - New	PHC – Clinic / Stage 5: Works	New or Replaced Infrastructure	R 465	R 699		R 1 164
Worcester	12/21	Worcester – Avian Park Clinic – OD QA - New	Organisational development / Stage 5: Works	Non- Infrastructure	R 70			R 70
Worcester		Worcester – Brewelskloof Hospital – R & R (Alpha)	Stage 1: Initiation / Pre-feasibility / Packaged Programme	Rehabilitation, Renovations & Refurbishment			R 1 240	R 1 240
Worcester		Worcester – Winelands & Overberg	Capacitation, project and SCM support /	Non- Infrastructure	R 1 118	R 4 358	R 4 568	R 10 044

TOWN/AREA	WARD	PROJECT NAME	INFRASTRUCTURE TYPE / IDMS GATE	NATURE OF INVESTMENT	2022/23 MTEF R'000	2023/24 MTEF R'000	2024/25 MTEF R'000	MTEF TOTAL R'000
		Maintenance Hub – Infrastructure Support	Stage 2: Concept/Feasibility					
Worcester	7	Worcester - Worcester Hospital - Fire Compliance	Hospital – Regional / Stage 5: Works	Rehabilitation, Renovations & Refurbishment	R 15 435	R 3 419	R 963	R 19 817
Worcester	7	Worcester - Worcester Hospital - HT - Relocation of MOU	Health Technology / Stage 2: Concept/Feasibility	Non-Infrastructure		R 1 000	R 2 000	R 3 000
Worcester	7	Worcester - Worcester Hospital - Relocation of MOU	Hospital – Regional / Stage 4: Design Documentation	Rehabilitation, Renovations & Refurbishment	R 6 675	R 2 290	R 337	R 9 302
Worcester		Worcester – Boland Nurse College – Training facility at Keerom	Stage 4: Design Documentation	Upgrades & Additions	R 1 660			R 1 660
Worcester		Worcester – Worcester CDC – HT – Upgrade of MOU area	Stage 2: Concept/Feasibility	Non-Infrastructure		R 1 000	R 1 000	R 2 000
Worcester		Worcester – Worcester Ambulance Station Workshop – HT – General maintenance (Alpha)	Stage 1: Concept/Feasibility	Non-Infrastructure	R 500			R 500

TOWN/AREA	WARD	PROJECT NAME	INFRASTRUCTURE TYPE / IDMS GATE	NATURE OF INVESTMENT	2022/23 MTEF R'000	2023/24 MTEF R'000	2024/25 MTEF R'000	MTEF TOTAL R'000
Worcester		Worcester – Worcester HT Maintenance Hub – Infrastructure Support	Stage 2: Concept/Feasibility	Non-Infrastructure	R 1 198	R 2 565	R 2 743	R 6 506

Table 112.: Department of Health – Projects

b) Western Cape Education Department

TOWN/AREA	WARD	PROJECT NAME	INFRASTRUCTURE TYPE / IDMS GATE	NATURE OF INVESTMENT	2022/23 MTEF (R'000)	2023/24 MTEF (R'000)	2024/25 MTEF (R'000)	MTEF TOTAL (R'000)
Worcester	10	Roodewal PS	Mega Primary School / Stage 1: Initiation/Pre-feasibility	New or Replaced Infrastructure	R 2 000	R 6 000	R 35 000	R 43 000

Table 113.: Western Cape Education Department – Projects

c) Department of Transport and Public Works

TOWN/AREA	WARD	PROJECT NAME	INFRASTRUCTURE TYPE / IDMS GATE	NATURE OF INVESTMENT	2022/23 MTEF (R'000)	2023/24 MTEF (R'000)	2024/25 MTEF (R'000)	MTEF TOTAL (R'000)
Worcester		Nuy Station DM	Road – Gravel / Stage 3: Design Development	Upgrading & Additions		R 20 000		R 20 000
Rawsonville		Die Straat (Rawsonville)	Road – Gravel / Stage 4: Design Documentation	Upgrading & Additions	R 2 000	R 2 000		R 4 000

Table 114.: Department of Transport & Public Works Projects

d) Department of Human Settlements

TOWN/ AREA	WARD	PROJECT NAME	INFRASTRUCTURE TYPE / IDMS GATE	NATURE OF INVESTMENT	2022/23 MTEF (R'000)	2023/24 MTEF (R'000)	2024/25 MTEF (R'000)	MTEF TOTAL (R'000)
Worcester		Avian Park: Albatros Str - Rem Erf 1 (900 sites) IRDP	Stage 2: Concept/Feasibility	Infrastructure transfers - Capital		R 2 000		R 2 000
Worcester		ISSP Zwelethemba North Rem Erf 1 (2000 services) UISP	Stage: 1 Initiation/Pre- feasibility	Infrastructure transfers - Capital	R 2 500	R 2 500		R 5 000
Worcester		Worcester Transhex (1419 of 7020 units) IRDP	Stage 5: Works	Infrastructure transfers - Capital	R 44 719	R 39 000	R 26 000	R 109 719
Worcester		Worcester Transhex (professional fees) IRDP	Other Programme / Project Administration	Infrastructure transfers - Capital	R 9 500			R 9 500
Worcester		Worcester: Fisher Street Portion Erf 1 - 10253 (307 sites) IRDP	Stage: 1 Initiation/Pre- feasibility	Infrastructure transfers - Capital		R 830		R 830
Worcester		NGO – ISSP Zwelethemba North Rem Erf 1 NGO UISP	Stage: 1 Initiation/Pre- feasibility	Infrastructure transfers - Capital	R 1 250			R 1 250

Table 115.: Department of Human Settlements - Projects

e) Allocations to municipalities as reflected in the 2022 Budget and not Listed in the Division of Revenue Act, 2022

PROVINCIAL GAZETTED			
<u>Provincial Treasury</u> <u>Provincial Notice ref: P.N. 31/2021</u>	2022/23	2023/24	2024/25
Human Settlements Development Grant (Beneficiaries)	R 2 830 000		
Community Library Services Grant	R 11 114 000	R 9 091 000	R 9 499 000
Thusong Service Centres Grant (Sustainability: Operational Support Grant)	R 150 000	R 150 000	
Informal Settlements Upgrading Partnership Grant: Provinces (Beneficiaries)	R 3 750 000	R 2 500 000	
Regional Socio-Economic Projects (RSEP) Programme - Municipal Projects	R 800 000		
Financial assistance to Municipalities for maintenance and construction of transport infrastructure	R 190 000	R 190 000	R 190 000
Municipal Accreditation and Capacity Building Grant	R 513 000	R 491 000	R 497 000
Municipal Fire Service Capacity Building Grant		R 985 000	
Community Development Workers (CDW) Operational Support Grant	R 94 000	R 94 000	R 94 000
Municipal Disaster Management Grant	R 118 000	R 118 000	R 118 000
Total Provincial Allocations to BVM	R 19 559 000	R 13 619 000	R 10 398 000

Table 116.: Allocations to Municipalities as Reflected in the 2022 Budget and not Listed in the Division of Revenue Act, 2022

The table below depicts the draft national allocations to BVM, in terms of the Division of Revenue Bill

NATIONAL GAZETTED				
Division of Revenue Bill: Government Gazette No. 45903		2022/23	2023/24	2024/25
Schedule 5 / 7	Local Government Financial Management Grant	R 1 550 000	R 1 550 000	R 1 550 000
Schedule 5 / 7	Expanded Public Works Programme Integrated Grant for Municipalities	R 3 301 000		
Schedule 4 / 5	Municipal Infrastructure Grant	R 44 987 000	R 40 614 000	R 42 346 000
Schedule 4 / 5	Integrated National Electrification Programme (Municipal Grant)	R 15 000 000	R 38 000 000	R 39 706 000
Schedule 4 / 5	Energy Efficiency and Demand Side Management Grant	R 4 000 000	R 4 000 000	
Schedule 4 / 5	Water Services Infrastructure Grant	R 5 107 000	R 17 000 000	
Schedule 6	Integrated National Electrification Programme (ESKOM) Grant	R 14 901 000	R 7 759 000	920 000
Schedule 5 / 7	Equitable Share	R 147 822 000	R 159 120 000	R 171 374 000
Total National Allocations to BVM		R 236 668 000	R 268 043 000	R 255 896 000

Table 117.: Draft national allocations to BVM, in terms of the Division of Revenue Bill

The municipality again reiterates that the budgeted projections and planned projects depicted above, are subject to adjustment should unexpected circumstances transpire. The outbreak and subsequent spread of Covid-19 (specifically the anticipated waves of subsequent infections) is exactly that, an unexpected and unprecedented circumstance that may certainly trigger the need to review and reprioritise funds/projects due to the associated impact thereof. The municipality will, in collaboration with National and Provincial government, ensure that stakeholders are duly informed of any amendments that might be made in this regard.

PART 1: LEGISLATIVE FRAMEWORK

PART 2: SOCIO-ECONOMIC & DEMOGRAPHIC PROFILE

PART 3: MUNICIPAL SITUATIONAL ANALYSIS

PART 4: STRATEGIC FRAMEWORK

PART 5: UNPACKING THE STRATEGIC PILLARS

PART 6: RESOURCING THE PLAN

PART 7: INTERGOVERNMENTAL COOPERATION

PART 8: MEASURING PERFORMANCE



BREED VALLEY

MUNICIPALITY • MUNISIPALITEIT • UMASIPALA

A caring valley of excellence

CHAPTER 12

This chapter deals with the implementation and monitoring of the IDP projects and programmes aimed at achieving the vision and objectives of Breede Valley Municipality as set out in this document. The IDP and budget are implemented through a Service Delivery and Budget Implementation Plan (SDBIP). The Top-layer SDBIP is used as a scorecard to measure, monitor, evaluate and report on institutional performance (monthly, quarterly, bi-annually and annually). The departmental SDBIP measures the performance of the departments and performance agreements and plans are used to measure the performance of employees.

12.1 PERFORMANCE MANAGEMENT

The Performance Management System (PMS) implemented at Breede Valley Municipality is intended to provide a comprehensive, step-by-step planning system that helps the municipality to manage the process of performance planning and measurement effectively. The PMS serves as the primary mechanism to monitor, review and improve the implementation of the municipality's IDP and eventually the budget.

The performance management policy framework was approved by Council and made provision for performance implementation, monitoring and evaluation at organisational as well as individual level. The Municipality has reviewed and adopted its performance management policy framework in 2018. Subsequent reviews will be conducted on a regular basis to ensure that performance management remains up to date within the municipality.

The Performance Management Framework of the municipality is reflected in the diagram below:

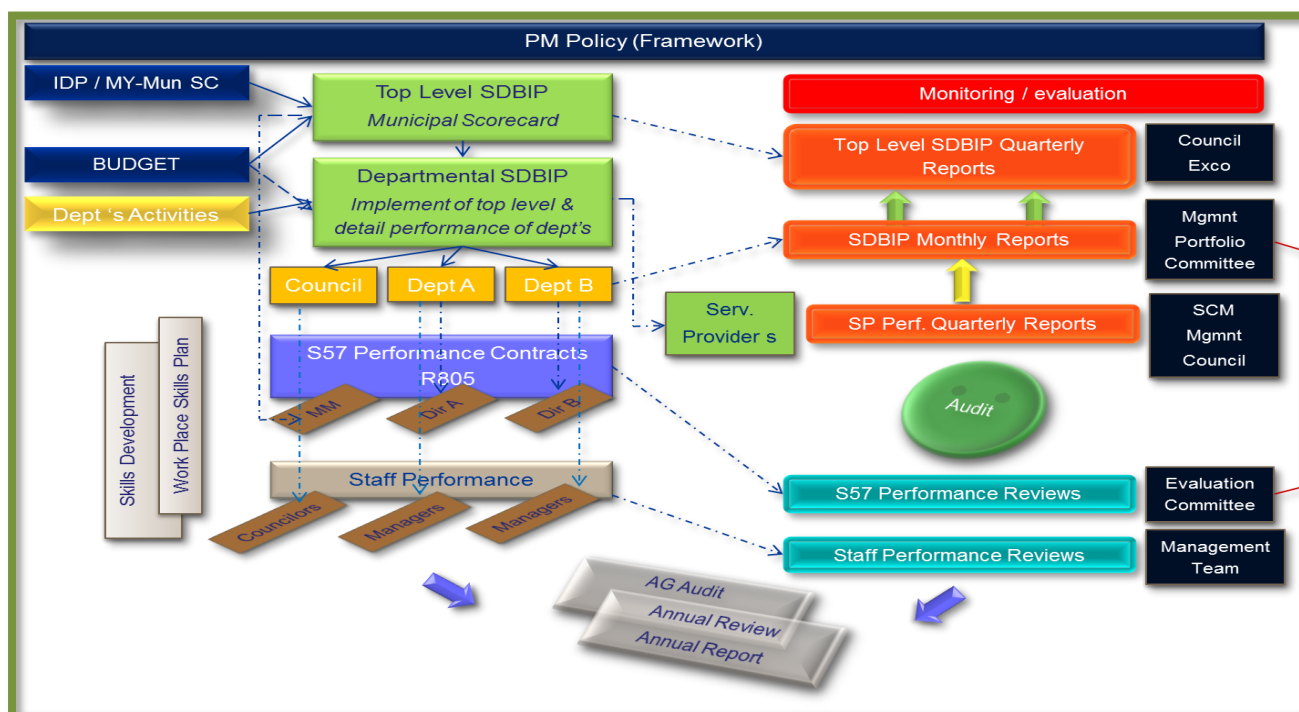


Figure 67.: Performance Management Policy Framework

12.2 ORGANISATIONAL LEVEL

The strategy of the municipality is measured in terms of the:

1. **Five-Year Municipal Scorecard** which is included in the IDP and includes the expected outcomes of the objectives for the five years. The outcome indicators:
 - a. Indicate what the municipality aim to achieve in terms of its objectives;
 - b. Is included in the IDP with baseline data for the most recent year for which data is available;
 - c. Include a medium-term target for both the end of the electoral term (5th year) and the outer year of the MTREF (3rd year shifting out); and
 - d. Reported on for the latest year for which data is available in the Annual Report
2. **Top Layer Service Delivery Budget Implementation Plan (SDBIP).** The Top Layer SDBIP is a one year plan and includes the outputs that measure the implementation of the approved budget. The output indicators:
 - a. Is the functional link between the final products, goods or services produced for delivery and provide a useful indication of progress toward the intended outcome included in the IDP;
 - b. Include baseline data for the preceding financial year;
 - c. Include annual targets, split into quarterly projections as appropriate;
 - d. Is reported on quarterly, mid-year and annually; and
 - e. Included in the annual performance agreements of the municipal manager and senior managers
3. **Departmental SDBIP.** The departmental SDBIP is a one year operational plan which measures performance at a directorate and departmental level. Indicators included in this plan includes the following:
 - a. Budget performance at a departmental level;
 - b. Service standards;
 - c. Activities required towards achievement of the strategy;
 - d. Measurement in the performance of managers at a directorate level; and
 - e. Monitored monthly and reported on.

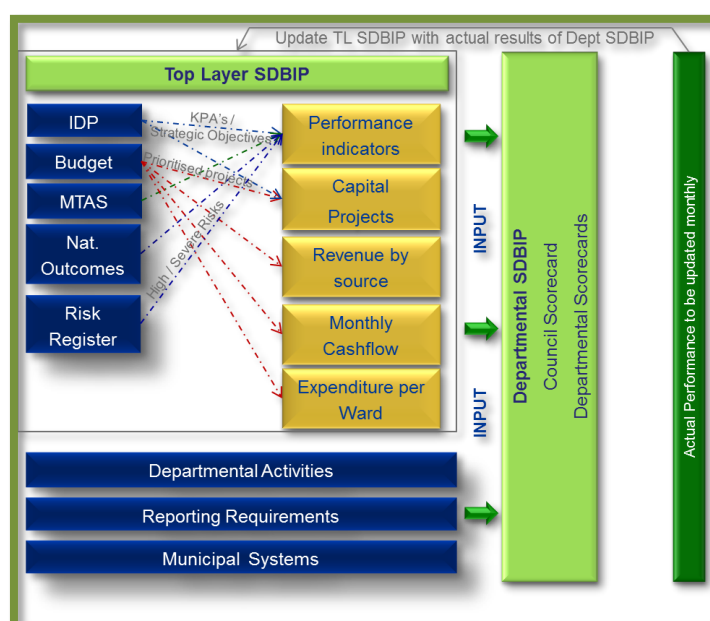


Figure 68.: Organizational Performance

12.3 INDIVIDUAL LEVEL

Individual performance is measured as follows:

1. Municipal Manager and senior managers

The performance of the Municipal Manager and senior managers is regulated in terms of the Local Government: Municipal Performance Regulations for Municipal Managers and Managers Directly Accountable to Municipal Managers (Regulation 805, 2006). In terms of the aforementioned regulation:

- Performance agreements are concluded annually which is linked to the Top Layer SDBIP; and
- Performance in terms of the performance plan and core competencies included in the agreement, are formally evaluated at mid-year and annually

2. All staff (excluding senior managers)

On 20 September 2021 the Minister of Cooperative Governance and Traditional Affairs promulgated the Local Government: Municipal Staff Regulations (Regulation 890) and Guidelines (891) which is effective 1 July 2022. In terms of the aforementioned regulations:

- Performance agreements that include an operational plan, core competencies and skills development plans, must be concluded by 30 July 2022 with all staff; and
- Performance in terms of the performance agreements must be evaluated by 30 January (mid-year) and 30 August (annual) respectively.

The municipality is in the process of taking the necessary actions to ensure compliance with Regulation 890.

12.4 KEY PERFORMANCE INDICATORS (KPIs)

Section 38(a) of the Systems Act requires municipalities to set appropriate key performance indicators as a yardstick for measuring performance, including outcomes and impact, with regard to the community development priorities and objectives set out in its Integrated Development Plan. Section 9(1) of the regulations to this Act stipulates in this regard that a municipality must set key performance indicators, including input indicators, output indicators and outcome indicators in respect of each of the development priorities and objectives.

Cognisance should be given to Addendum 2 and Addendum 3 of Circular 88 (released on 17 December 2020 and 20 December 2021 respectively). The circulars essentially prescribes that the prescribed technical indicator descriptions (TID's) must be implemented as a pilot process in the 2021/22 financial year and onwards, hence, intermediate cities, district and local municipalities will not be required to incorporate the indicators in their existing performance indicator tables in the IDP and SDBIP. Instead, these indicators should find expression in a dedicated Annexure to the IDP (outcome indicators only) and Top Layer SDBIP (output and compliance indicators only) which clearly indicates the MFMA Circular No. 88 indicators applicable to the municipality at Tier 1 and 2 levels of readiness. For this pilot process, the applicable indicators as included in the Annexures will be monitored and reported on, on a quarterly and annual basis, to the DCoG and the provincial departments of Cooperative Governance and Traditional Affairs (COGTAs). No reporting in the MSA Section 46 statutory annual performance report (APR) will be required. This “parallel” pilot process will allow and encourage municipalities to plan, implement and report on the MFMA Circular No. 88 indicators, without limiting their statutory performance planning and reporting in fear of audit findings before they have not adequately institutionalized the process. The deadline for submission of the reporting templates (to the applicable provincial & national

authorities) have been set at 31 July 2021. The municipality is in process of finalising the templates and will inform Council thereof upon completion (prior to the submission deadline).

Every year, as required by Section 12(1) of the regulations to the Systems Act, the municipality also sets performance targets for each of the key performance indicators. The IDP process and the performance management process are therefore seamlessly integrated.

12.5 PERFORMANCE REPORTING

Monitoring provides crucial information about how the municipality is performing and this in turn helps decision makers and other stakeholders to measure whether the organisation is on track in meeting its objectives.

Report	Frequency	To whom	Content	Comments
Departmental SDBIP	Quarterly	Municipal Manager, Directors and Portfolio Committees	Actual results achieved against department SDBIP KPI's	NB: Reasons for non-performance and corrective measures
Top Layer SDBIP (Could serve as sec 52 report as well)	Quarterly (Sec 52 within 30 days after end of quarter)	Municipal Manager, Directors and Council	Actual results achieved against Top Layer SDBIP KPI's	NB: Reasons for non-performance and corrective measures
Internal Audit reports on performance results	Quarterly	Council and Performance Audit Committee	Audit outcomes from auditing actual results captured/ indicated/ reported on	Outcomes to be used to rectify KPI's and actuals
MFMA Sec 52 report	Quarterly (within 30 days after end of quarter)	Municipal Manager, Directors and Council (Copy to PT and NT)	Actual results achieved against Top Layer SDBIP KPI's	NB: Reasons for non-performance and corrective measures
MFMA Sec 72 report	25 January	Executive Mayor (Submit to next Council meeting after 25 January and copy to PT and NT)	Consists of 2 parts PM: Actual results achieved against Top Layer SDBIP KPI' Finance: As prescribed by NT	Use results/outcome to motivate adjustments budget
MSA Sec 46 report	31 August	AGSA, Council	Consist of chapters 3 & 4 of the AR	Must form part of AR
Annual report	Draft: 31 January to Council Final: 31 March to Council with oversight report	AGSA, Council, Audit Committee, Oversight Committee (Copy to PT and NT)	As prescribed	NB: If full draft is submitted earlier to Council, remember that final must be submitted within 2 months after draft has been submitted

Table 118.: Reporting Intervals

12.6 DRAFT TOP LAYER SDBIP 2022/23

- Please note that the final Top Layer SDBIP for 2022/23, as per legislation, will be approved by the Mayor within 28 Days after the adoption of the final budget. The information depicted below is still draft and is therefore subject to change.

■ STRATEGIC OBJECTIVE 1: ■ TO PROVIDE AND MAINTAIN BASIC SERVICES AND ENSURE SOCIAL UPLIFTMENT OF THE BREEDE VALLEY COMMUNITY										
KPI	Unit of Measurement	KPI Owner	Baseline	Ward	Target type	Annual Target 2022/23	Quarterly Targets			
							Q1	Q2	Q3	Q4
Review the Sport Facilities Infrastructure Master Plan and submit to Council for approval by 31 May 2023 (Final)	Final reviewed Sport Facilities Infrastructure Master Plan submitted to Council for approval	Director: Community Services	1	All	Number	1.00	0	0	0	1
Implement 4 community development programs at each youth centre by 30 June 2023	Number of community development programs implemented	Director: Community Services	8	All	Number	8.00	2	2	2	2
Spend 95% of the Library Grant in accordance with the transfer payment agreement by 30 June 2023	% of grant funding spent	Director: Community Services	100.00%	All	Percentage	95.00	20.00	50.00	75.00	95.00
Spend 90% of the electricity capital budget by 30 June 2023 {(total actual capital project	% of the budget spent	Director: Engineering Services	89.41%	All	Percentage	90.00	0.00	30.00	60.00	90.00

▪ STRATEGIC OBJECTIVE 1: ▪ TO PROVIDE AND MAINTAIN BASIC SERVICES AND ENSURE SOCIAL UPLIFTMENT OF THE BREEDE VALLEY COMMUNITY										
KPI	Unit of Measurement	KPI Owner	Baseline	Ward	Target type	Annual Target 2022/23	Quarterly Targets			
							Q1	Q2	Q3	Q4
expenditure/total capital project budget) x 100}										
Spend 90% of the electricity maintenance budget by 30 June 2023 {(total actual maintenance expenditure/total maintenance budget) x 100}	% of the budget spent	Director: Engineering Services	79.62%	All	Percentage	90.00	10.00	30.00	60.00	90.00
Spend 90% of the capital budget allocated for the resurfacing of roads by 30 June 2023 {(total actual capital project expenditure/total capital project budget) x 100}	% of the budget spent	Director: Engineering Services	99.37%	All	Percentage	90.00	0.00	30.00	60.00	90.00
Spend 90% of the budget allocated for the upgrade of gravel roads by 30 June 2023 {(total actual capital project expenditure/total	% of the budget spent	Director: Engineering Services	90.00%	All	Percentage	90.00	0.00	30.00	60.00	90.00

▪ STRATEGIC OBJECTIVE 1: ▪ TO PROVIDE AND MAINTAIN BASIC SERVICES AND ENSURE SOCIAL UPLIFTMENT OF THE BREEDE VALLEY COMMUNITY										
KPI	Unit of Measurement	KPI Owner	Baseline	Ward	Target type	Annual Target 2022/23	Quarterly Targets			
							Q1	Q2	Q3	Q4
capital project budget) x 100}										
Develop an Infrastructure Electrical Master Plan and submit to Council for approval by 31 December 2022	Master Plan developed and submitted to Council for approval	Director: Engineering Services	New kpi	All	Number	1.00	0.00	1.00	0.00	0.00
Number of formal residential properties that are billed for water as at 30 June 2023	Number of residential properties that are billed for residential consumption water meters charged residential domestic tariffs or residential flat rate tariffs using an erf as a household except municipal rental flats which will be measured by using the number of rental units.	CFO	21 380	All	Number	21380.00	21 380	21 380	21 380	21 380
Number of residential properties which are billed for electricity or have pre-paid meters (excluding Eskom Electricity supplied	Number of residential properties that are billed for electricity or have pre-paid meters, charged on the	CFO	23 250	All	Number	23250.00	23 250	23 250	23 250	23 250

▪ STRATEGIC OBJECTIVE 1: ▪ TO PROVIDE AND MAINTAIN BASIC SERVICES AND ENSURE SOCIAL UPLIFTMENT OF THE BREEDE VALLEY COMMUNITY										
KPI	Unit of Measurement	KPI Owner	Baseline	Ward	Target type	Annual Target 2022/23	Quarterly Targets			
							Q1	Q2	Q3	Q4
properties) as at 30 June 2023	residential tariffs for consumption and residential prepaid tariffs									
Number of formal residential properties that are billed for sanitation/sewerage services as at 30 June 2023	Number of residential properties that are billed for residential sewerage tariffs using the erf as property	CFO	19 160	All	Number	19160.00	19 160	19 160	19 160	19 160
Number of formal residential properties that are billed for refuse removal as at 30 June 2023	Number of residential properties that are billed for refuse removal residential tariffs using the erf as a property	CFO	19 200	All	Number	19200.00	19 200	19 200	19 200	19 200
Provide free basic water to indigent households earning less than R4500 as at 30 June 2023	Number of indigent households receiving free basic water	CFO	9 660	All	Number	9660.00	9 660	9 660	9 660	9 660
Provide free basic electricity to indigent households earning less than R4500 as at 30 June 2023	Number of indigent households receiving free basic electricity	CFO	9 660	All	Number	9660.00	9 660	9 660	9 660	9 660

▪ STRATEGIC OBJECTIVE 1: ▪ TO PROVIDE AND MAINTAIN BASIC SERVICES AND ENSURE SOCIAL UPLIFTMENT OF THE BREEDE VALLEY COMMUNITY										
KPI	Unit of Measurement	KPI Owner	Baseline	Ward	Target type	Annual Target 2022/23	Quarterly Targets			
							Q1	Q2	Q3	Q4
Provide free basic sanitation to indigent households earning less than R4500 as at 30 June 2023	Number of indigent households receiving free basic sanitation	CFO	9 660	All	Number	9660.00	9 660	9 660	9 660	9 660
Provide free basic refuse removal to indigent households earning less than R4500 as at 30 June 2023	Number of indigent households receiving free basic refuse removal	CFO	9 660	All	Number	9660.00	9 660	9 660	9 660	9 660
Limit unaccounted electricity losses to less than 10% by 30 June 2023 {(Number of Electricity Units Purchased -Number of Electricity Units Sold) / (Number of Electricity Units Purchased) x100}	% unaccounted for electricity	CFO	7.05%	All	Percentage	10.00	0.00	0.00	0.00	10.00
Limit unaccounted water losses to less than 25% by 30 June 2023 {(Number of kilolitres water available from reservoirs - number of kilolitres water sold) /	% unaccounted for water	CFO	24.28%	All	Percentage	25.00	0.00	0.00	0.00	25.00

▪ STRATEGIC OBJECTIVE 1: ▪ TO PROVIDE AND MAINTAIN BASIC SERVICES AND ENSURE SOCIAL UPLIFTMENT OF THE BREEDE VALLEY COMMUNITY										
KPI	Unit of Measurement	KPI Owner	Baseline	Ward	Target type	Annual Target 2022/23	Quarterly Targets			
							Q1	Q2	Q3	Q4
(number of kilolitres water purchased or purified) x 100}										
Achieve 95% average water quality level as measured per SANS 241 criteria during the 2022/23 financial year	% water quality level per quarter	Director: Public Services	95.13%	All	Percentage	95.00	95.00	95.00	95.00	95.00
Review the 5 year Water Service Development Plan IDP Water Sector Input Report and submit to Council for consideration by 31 March 2023	Water Service Development Plan IDP Water Sector Input Report submitted to Council for consideration	Director: Public Services	1	All	Number	1.00	0	0	1	0
80% of sewage samples comply with effluent standard during the 2022/23 financial year {(Number of sewage samples that comply with General Authorisation/Number of sewage samples tested)x100}	% of sewage samples compliant	Director: Public Services	87.66%	All	Percentage	80.00	80.00	80.00	80.00	80.00

▪ STRATEGIC OBJECTIVE 1: ▪ TO PROVIDE AND MAINTAIN BASIC SERVICES AND ENSURE SOCIAL UPLIFTMENT OF THE BREEDE VALLEY COMMUNITY										
KPI	Unit of Measurement	KPI Owner	Baseline	Ward	Target type	Annual Target 2022/23	Quarterly Targets			
							Q1	Q2	Q3	Q4
Complete the investigation for sewerage blockages in Worcester and Rawsonville by the end of September 2022	Number of investigations completed	Director: Public Services	New kpi	8; 16; 17; 18; 10; 9; 11; 14; 12; 21; 19; 20; 13	Number	2.00	2.00	0.00	0.00	0.00
Spend 90% of the budget allocated towards the improvement of the sewerage system by 30 June 2023 {(Actual expenditure divided by the total approved budget) x 100}	% of budget spent	Director: Public Services	New kpi	8; 16; 17; 18; 10; 9; 11; 14; 12; 21; 19; 20; 13	Percentage	90.00	0.00	0.00	30.00	90.00
Spend 90% of the budget allocated for the Regional Socio Economic Programme by 30 June 2023 {(Actual expenditure divided by the total approved capital budget) x 100}	% of budget spent	Director: Public Services	New kpi	All	Percentage	90.00	0.00	30.00	60.00	90.00

STRATEGIC OBJECTIVE 2: TO CREATE AN ENABLING ENVIRONMENT FOR EMPLOYMENT AND POVERTY ERADICATION THROUGH PROACTIVE ECONOMIC DEVELOPMENT AND TOURISM										
KPI	Unit of Measurement	KPI Owner	Baseline	Ward	Target type	Annual Target 2022/23	Quarterly Targets			
							Q1	Q2	Q3	Q4
The number of FTE's created through the EPWP programme by 30 June 2023	Number of FTE's created through the EPWP programme	Director: Strategic Support Services	310.11	All	Number	325.00	81.25	81.25	81.25	81.25
Sign service level agreements (SLA's) with 4 Local Tourism Associations (LTA's) for their annual tourism operational expenditure by 30 September 2022	Number of SLA's signed by 30 September 2022	Director: Strategic Support Services	4	All	Number	4.00	4	0	0	0
Review the Local Economic Development Strategy and submit to Council for approval by 30 September 2022 (Final)	Final reviewed LED Strategy submitted to Council for approval	Director: Strategic Support Services	1	All	Number	1.00	1	0	0	0
Develop a Precinct Plan for informal trade and submit to Council for approval by 31 May 2023	Precinct Plan developed and submitted to Council for approval	Director: Strategic Support Services	New kpi	All	Number	1.00	0.00	0.00	0.00	1.00

STRATEGIC OBJECTIVE 2: TO CREATE AN ENABLING ENVIRONMENT FOR EMPLOYMENT AND POVERTY ERADICATION THROUGH PROACTIVE ECONOMIC DEVELOPMENT AND TOURISM										
KPI	Unit of Measurement	KPI Owner	Baseline	Ward	Target type	Annual Target 2022/23	Quarterly Targets			
							Q1	Q2	Q3	Q4
Develop a plan for the disposal of vacant land for economic development and submit to Council for approval by 31 December 2022	Plan developed and submitted to Council for approval	Director: Strategic Support Services	New kpi	All	Number	1.00	0.00	1.00	0.00	0.00
Develop an Investment Incentive Policy and submit to Council for approval by 31 May 2023	Investment Incentive Policy developed and submitted to Council for approval	Director: Strategic Support Services	New kpi	All	Number	1.00	0.00	0.00	0.00	1.00

STRATEGIC OBJECTIVE 3: TO ENSURE A SAFE, HEALTHY, CLEAN AND SUSTAINABLE EXTERNAL ENVIRONMENT FOR ALL BREEDE VALLEY'S PEOPLE										
KPI	Unit of Measurement	KPI Owner	Baseline	Ward	Target type	Annual Target 2022/23	Quarterly Targets			
							Q1	Q2	Q3	Q4
Spend 90% of the capital budget allocated for the construction of speedhumps in the municipal area by 30 June 2023 {(total actual capital project expenditure/total capital project budget) x 100}	% of the budget spent	Director: Engineering Services	100.00%	All	Percentage	90.00	0.00	30.00	60.00	90.00
Installation of recycling awareness boards in all towns by 30 June 2023	Number of recycling awareness boards installed	Director: Public Services	New kpi	All	Number	4.00	1.00	1.00	1.00	1.00
Recycle 80 tonnage of waste by 30 June 2023	Tonnage of waste recycle	Director: Public Services	New kpi	All	Number	80.00	20.00	20.00	20.00	20.00

STRATEGIC OBJECTIVE 4: PROVIDE DEMOCRATIC, ACCOUNTABLE GOVERNMENT FOR LOCAL COMMUNITIES AND ENCOURAGE INVOLVEMENT OF COMMUNITIES AND COMMUNITY ORGANIZATIONS IN THE MATTERS OF LOCAL GOVERNMENT										
KPI	Unit of Measurement	KPI Owner	Baseline	Ward	Target type	Annual Target 2022/23	Quarterly Targets			
							Q1	Q2	Q3	Q4
Compile a Risk Based Audit Plan and submit to the Audit Committee by 30 June 2023	RBAP submitted to the Audit Committee	Municipal Manager	1	All	Number	1.00	0	0	0	1
Compile a strategic risk report and submit to Council by 31 May 2023	Strategic risk report submitted to Council	Municipal Manager	1	All	Number	1.00	0	0	0	1
Review the Communication Strategy including the Language Policy and submit to Council for approval by 31 May 2023 (Final)	Final reviewed Communication Strategy including the Language Policy submitted to Council for approval	Director: Strategic Support Services	1	All	Number	1.00	0	0	0	1
Review the 5th generation Final IDP and submit to Council for approval by 31 May 2023	Final IDP compiled and submitted to Council for approval	Director: Strategic Support Services	1	All	Number	1.00	0	0	0	1
Develop a Service Charter and submit to Council for approval by 31 December 2022	Service Charter developed and submitted to Council for approval	Director: Strategic Support Services	New kpi	All	Number	1.00	0.00	1.00	0.00	0.00

STRATEGIC OBJECTIVE 4: PROVIDE DEMOCRATIC, ACCOUNTABLE GOVERNMENT FOR LOCAL COMMUNITIES AND ENCOURAGE INVOLVEMENT OF COMMUNITIES AND COMMUNITY ORGANIZATIONS IN THE MATTERS OF LOCAL GOVERNMENT										
KPI	Unit of Measurement	KPI Owner	Baseline	Ward	Target type	Annual Target 2022/23	Quarterly Targets			
							Q1	Q2	Q3	Q4
Review the Performance Management Framework and submit to Council for approval by 31 May 2023	Performance Management Framework reviewed and submitted to Council for approval	Director: Strategic Support Services	New kpi	All	Number	1.00	0.00	0.00	0.00	1.00

STRATEGIC OBJECTIVE 5: ENSURE A HEALTHY AND PRODUCTIVE WORKFORCE AND AN EFFECTIVE AND EFFICIENT WORK ENVIRONMENT										
KPI	Unit of Measurement	KPI Owner	Baseline	Ward	Target type	Annual Target 2022/23	Quarterly Targets			
							Q1	Q2	Q3	Q4
Number of people from employment equity target groups employed in the three highest levels of management in compliance with the municipality's approved employment equity plan and organisational structure during the 2022/23 financial year	Number of people employed in the three highest levels of management	Director: Strategic Support Services	3	All	Number	1.00	0	0	0	1
The percentage of the municipality's personnel budget spent on implementing its workplace skills plan by 30 June 2023	% of the budget spent	Director: Strategic Support Services	0.90%	All	Percentage	1.00	0.00	0.00	0.00	1.00
Limit vacancy rate to 15% of budgeted posts by 30 June 2023 [(Number of funded posts vacant divided by budgeted funded posts)x100)	% vacancy rate	Director: Strategic Support Services	15.63%	All	Percentage	15.00	0.00	15.00	0.00	15.00

STRATEGIC OBJECTIVE 5: ENSURE A HEALTHY AND PRODUCTIVE WORKFORCE AND AN EFFECTIVE AND EFFICIENT WORK ENVIRONMENT										
KPI	Unit of Measurement	KPI Owner	Baseline	Ward	Target type	Annual Target 2022/23	Quarterly Targets			
							Q1	Q2	Q3	Q4
Obtain approval in writing no later than 30 June from Provincial Archives in terms of Archives legislation and regulations for the annual disposal of official documents	Approval obtained in writing by 30 June from Provincial Archives	Director: Strategic Support Services	1	All	Number	1.00	0	0	0	1
Review the Organisational Structure and submit to Council for approval by the end of February 2023	Organisational Structure reviewed and submitted to Council for approval	Director: Strategic Support Services	New kpi	All	Number	1.00	0.00	0.00	1.00	0.00
Develop an HR Strategy and submit to Council for approval by 30 June 2023	HR Strategy developed and submitted to Council for approval	Director: Strategic Support Services	New kpi	All	Number	1.00	0.00	0.00	0.00	1.00

STRATEGIC OBJECTIVE 6: ASSURE A SUSTAINABLE FUTURE THROUGH SOUND FINANCIAL MANAGEMENT, CONTINUOUS REVENUE GROWTH CORPORATE GOVERNANCE AND RISK MANAGEMENT PRACTICES										
KPI	Unit of Measurement	KPI Owner	Baseline	Ward	Type of Target	Annual Target 2022/23	Quarterly Targets			
							Q1	Q2	Q3	Q4
Financial viability measured in terms of the municipality's ability to meet its service debt obligations as at 30 June 2023 (Short Term Borrowing + Long Term Borrowing) / (Total Operating Revenue - Operating Conditional Grant) x 100	% of debt coverage	CFO	18.28%	All	Percentage	45.00	0.00	0.00	0.00	45.00
Financial viability measured in terms of the outstanding service debtors as at 30 June 2023 ((Total outstanding service debtors/ revenue received for services)X100)	% of outstanding service debtors	CFO	14.48%	All	Percentage	16.50	0.00	0.00	0.00	16.50
Financial viability measured in terms of the available cash to cover fixed operating expenditure as at 30	Number of months it takes to cover fix operating expenditure with available cash	CFO	2.58	All	Number	1.50	0	0	0	1.5

STRATEGIC OBJECTIVE 6: ASSURE A SUSTAINABLE FUTURE THROUGH SOUND FINANCIAL MANAGEMENT, CONTINUOUS REVENUE GROWTH CORPORATE GOVERNANCE AND RISK MANAGEMENT PRACTICES										
KPI	Unit of Measurement	KPI Owner	Baseline	Ward	Type of Target	Annual Target 2022/23	Quarterly Targets			
							Q1	Q2	Q3	Q4
June 2023 ((Cash and Cash Equivalents - Unspent Conditional Grants - Overdraft) + Short Term Investment) / Monthly Fixed Operational Expenditure excl Depreciation, Amortisation, and Provision for Bad Debts, Impairment and Loss on Disposal of Assets))										
Submit the approved financial statements for 2021/22 to the Auditor-General by 31 August 2022	Approved financial statements for 2021/22 submitted to the AG	CFO	1	All	Number	1.00	1	0	0	0
Achieve a payment percentage of above 95% as at 30 June 2023 (Gross Debtors Opening Balance + Billed Revenue -Gross Debtors Closing	% Payment achieved	CFO	95.00%	All	Percentage	95.00	75.00	95.00	95.00	95.00

STRATEGIC OBJECTIVE 6: ASSURE A SUSTAINABLE FUTURE THROUGH SOUND FINANCIAL MANAGEMENT, CONTINUOUS REVENUE GROWTH CORPORATE GOVERNANCE AND RISK MANAGEMENT PRACTICES										
KPI	Unit of Measurement	KPI Owner	Baseline	Ward	Type of Target	Annual Target 2022/23	Quarterly Targets			
							Q1	Q2	Q3	Q4
Balance - Bad Debts Written Off) / Billed Revenue) x 100										
Review the MGRO Clean Audit Plan and submit to the Municipal Manager by 31 January 2023	Letter signed off by the Municipal Manager that MGRO Clean Audit Plan was reviewed and submitted	CFO	1	All	Number	1.00	0	0	1	0
Achieve an unqualified audit for the 2021/22 financial year by 31 January 2023	Audit report signed by the Auditor-General for 2021/22	CFO	1	All	Number	1.00	0	0	1	0
The percentage of the municipal capital budget spent on projects as at 30 June 2023 (Actual amount spent on capital projects/Total amount budgeted for capital projects)X100	% of the municipal capital budget spent	Municipal Manager	92.14%	All	Percentage	90.00	0.00	30.00	60.00	90.00

Table 119.: DRAFT Top Layer SDBIP 2022/23

12.7 Breede Valley Five-Year Municipal Scorecard

The Breede Valley Five-Year Municipal Scorecard will be included in the Final IDP.

12.7 Governance

The audit of performance information and systems comply with Section 166 of the MFMA and Regulation 14 of the Municipal Planning and Performance Management Regulations (2001). These processes provide credibility to the overall performance processes.

1. Quality control and co-ordination

The Performance Management Section is co-ordinate and ensure good quality of performance reporting and reviews on an ongoing basis. It is their role to ensure conformity to reporting formats and verify the reliability of reported information, where possible.

The Municipal Manager/Directors/Heads/Managers/Supervisors review overall performance and the quality of reported performance monthly along with the applicable portfolio of evidence.

2. Internal Audit

In terms of Section 165 of the MFMA and Section 45 of the MSA, the municipality's Internal Audit continuously assess the performance reports based on the organisational scorecards and submit a quarterly internal audit reports to the Municipal Manager and Audit Committee.

The audit include an assessment of:

- The usefulness of performance indicators;
- The functionality of the municipality's performance management system;
- Whether the municipality's PMS complies with the MSA; and
- The extent to which the municipality's performance measurements are reliable in measuring the performance of the municipality by making use of indicators.

3. Audit Committee

The MFMA and the Municipal Planning and Performance Management Regulations require that the Council establish an Audit Committee consisting of a minimum of three members, where the majority of members are not employees of the municipality. No councillor may be a member of an Audit Committee. Council shall also appoint a chairperson who is not an employee.

The Regulations give municipalities the option to establish a separate Performance Audit Committee whereas the MFMA provides only for a single Audit Committee. The Audit Committee of BVM also fulfils the duties of the Performance Audit Committee. The operation of this Performance Audit Committee is governed by Section 14 (2-3) of the regulations.

According to the Regulations, the Performance Audit Committee must:

- Review the quarterly reports submitted to it by the internal audit unit;
- Review the municipality's performance management system and make recommendations in this regard to the council of that municipality;
- Assess whether the performance indicators are sufficient; and
- At least twice during a financial year submit an audit report to the municipal council.

In order to fulfil their function an Audit Committee may, according to the MFMA and the regulations:

- Communicate directly with the Council, Municipal Manager or the internal and external auditors of the municipality concerned;
- Access any municipal records containing information that is needed to perform its duties or exercise its powers;
- Request any relevant person to attend any of its meetings, and, if necessary, to provide information requested by the committee; and
- Investigate any matter it deems necessary for the performance of its duties and the exercise of its powers.